

Z Income GBP | Data as at 30.06.2024

## Fund objectives and investment policy

The fund aims to provide capital growth in excess of the FTSE All Share (Gross Total Return) index (after fees have been deducted) over a 3 to 5 year period by investing in equities of UK companies.

Above is the Investment Objective of the fund. For details on the full fund's Investment Policy please see the KIID.

Relevant risks associated with an investment in this fund are shown below and should be carefully considered before making any investment. Past Performance is not a guide to future performance and may not be repeated. The value of investments and the income from them may go down as well as up and investors may not get back the amounts originally invested. Exchange rate changes may cause the value of investments to fall as well as rise. Performance data does not take into account any commissions and costs, if any, charged when units or shares of any fund, as applicable, are issued and redeemed.

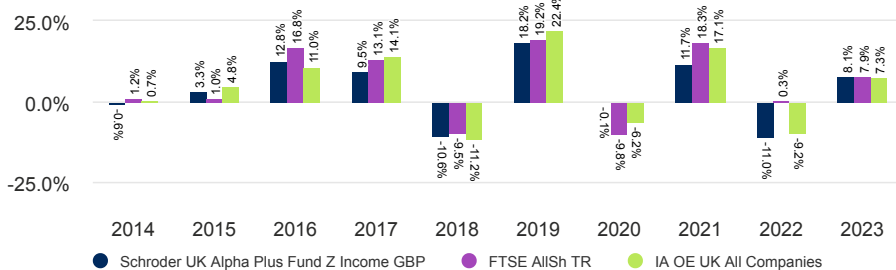
## Share class performance (%)

Cumulative performance	1 month	3 months	YTD	1 year	3 years	5 years	10 years
Share class (Net)	-2.1	-0.2	1.3	1.7	-0.1	15.1	45.7
Target	-1.2	3.7	7.4	13.0	23.9	30.9	77.8
Comparator	-1.2	3.9	6.9	12.7	9.3	23.8	66.4

Discrete yearly performance (%)	Jun 14	Jun 15	Jun 16	Jun 17	Jun 18	Jun 19	Jun 20	Jun 21	Jun 22	Jun 23
	- Jun 15	- Jun 16	- Jun 17	- Jun 18	- Jun 19	- Jun 20	- Jun 21	- Jun 22	- Jun 23	- Jun 24
Share class (Net)	4.7	-3.6	18.5	8.1	-2.2	-9.9	27.9	-13.5	13.7	1.7
Target	2.6	2.2	18.1	9.0	0.6	-13.0	21.5	1.6	7.9	13.0
Comparator	6.8	-3.8	22.4	9.2	-2.2	-11.0	27.4	-8.6	6.1	12.7

Calendar year performance	2014	2015	2016	2017	2018	2019	2020	2021	2022	2023
Share class (Net)	-0.6	3.3	12.8	9.5	-10.6	18.2	-0.1	11.7	-11.0	8.1
Target	1.2	1.0	16.8	13.1	-9.5	19.2	-9.8	18.3	0.3	7.9
Comparator	0.7	4.8	11.0	14.1	-11.2	22.4	-6.2	17.1	-9.2	7.3

## Performance over 10 years (%)



Please see the Benchmark section under Important information for more details.

## Ratings and accreditation



CITYWIRE / AA

Please refer to the Source and ratings information section for details on the icons shown above.

## Fund facts

Fund manager	Nick Kissack Bill Casey
Managed fund since	01.03.2018 ; 01.03.2018
Fund management company	Schroder Unit Trusts Limited
Domicile	United Kingdom
Fund launch date	24.06.2002
Share class launch date	11.05.2011
Fund base currency	GBP
Share class currency	GBP
Fund size (Million)	GBP 657.56
Number of holdings	31
Target	FTSE AllSh TR
Comparator	IA OE UK All Companies
Unit NAV	GBP 0.7562
Dealing frequency	Daily
Distribution frequency	Annually

## Fees & expenses

Ongoing charge	0.80%
Redemption fee	0.00%

## Purchase details

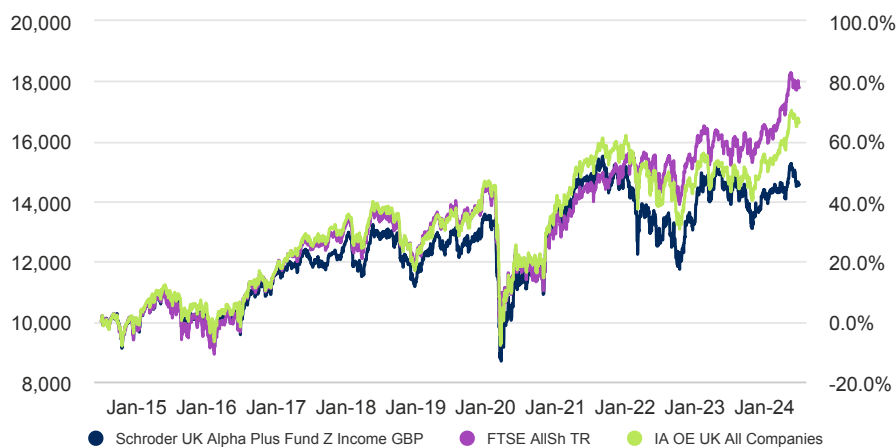
Minimum initial subscription	GBP 50,000
------------------------------	------------

## Codes

ISIN	GB00B60R7N45
Bloomberg	SCUKAZI LN
SEDOL	B60R7N4

Z Income GBP | Data as at 30.06.2024

## 10 year return of GBP 10,000



The chart is for illustrative purposes only and does not reflect an actual return on any investment.

Returns are calculated bid to bid (which means performance does not include the effect of any initial charges), net income reinvested, net of fees.

## Risk considerations

**Concentration risk:** The fund may be concentrated in a limited number of geographical regions, industry sectors, markets and/or individual positions. This may result in large changes in the value of the fund, both up or down.

**Counterparty risk:** The fund may have contractual agreements with counterparties. If a counterparty is unable to fulfil their obligations, the sum that they owe to the fund may be lost in part or in whole.

**Currency risk:** The fund may lose value as a result of movements in foreign exchange rates, otherwise known as currency rates.

**Derivatives risk:** Derivatives, which are financial instruments deriving their value from an underlying asset, may be used to manage the portfolio efficiently. A derivative may not perform as expected, may create losses greater than the cost of the derivative and may result in losses to the fund.

**Higher volatility risk:** The price of this fund may be volatile as it may take higher risks in search of higher rewards, meaning the price may go up and down to a greater extent.

**IBOR risk:** The transition of the financial markets away from the use of interbank offered rates (IBORs) to alternative reference interest rates may impact the valuation of certain holdings and disrupt liquidity in certain instruments. This may impact the investment performance of the fund.

**Liquidity risk:** In difficult market conditions, the fund may not be able to sell a security for full value or at all. This could affect performance and could cause the fund to defer or suspend redemptions of its shares, meaning investors may not be able to have immediate access to their holdings.

**Market risk:** The value of investments can go up and down and an investor may not get back the amount initially invested.

**Operational risk:** Operational processes, including those related to the safekeeping of assets, may fail. This may result in losses to the fund.

**Performance risk:** Investment objectives express an intended result but there is no guarantee that such a result will be achieved. Depending on market conditions and the macro economic environment, investment objectives may become more difficult to achieve.

## Synthetic risk & reward indicator (SRI)

**LOWER RISK** Potentially lower reward

**HIGHER RISK** Potentially higher reward



The risk category was calculated using historical performance data and may not be a reliable indicator of the fund's future risk profile. The fund's risk category is not guaranteed to remain fixed. Please see the Key Investor Information Document for more information.

## Risk statistics & financial ratios

	Fund	Target
<b>Annual volatility (%) (3y)</b>	13.6	10.9
<b>Alpha (%) (3y)</b>	-7.4	-
<b>Beta (3y)</b>	1.1	-
<b>Sharpe ratio (3y)</b>	-0.1	0.4
<b>Information ratio (3y)</b>	-1.2	-
<b>12 Month yield</b>	2.0	-
<b>Dividend Yield (%)</b>	2.9	-
<b>Price to book</b>	2.1	-
<b>Price to earnings</b>	17.2	-
<b>Predicted Tracking error (%)</b>	6.6	-

Source: Morningstar, and Schroders for the Predicted tracking error. The above ratios are based on bid to bid price based performance data.

For help in understanding any terms used, please visit

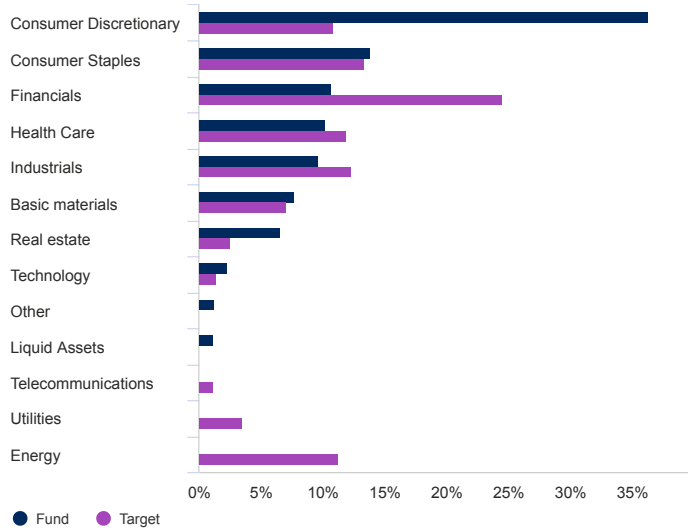
<https://www.Schroders.com/en/glossary/> These financial ratios refer to the average of the equity holdings contained in the fund's portfolio and in the benchmark (if mentioned) respectively.

Z Income GBP | Data as at 30.06.2024

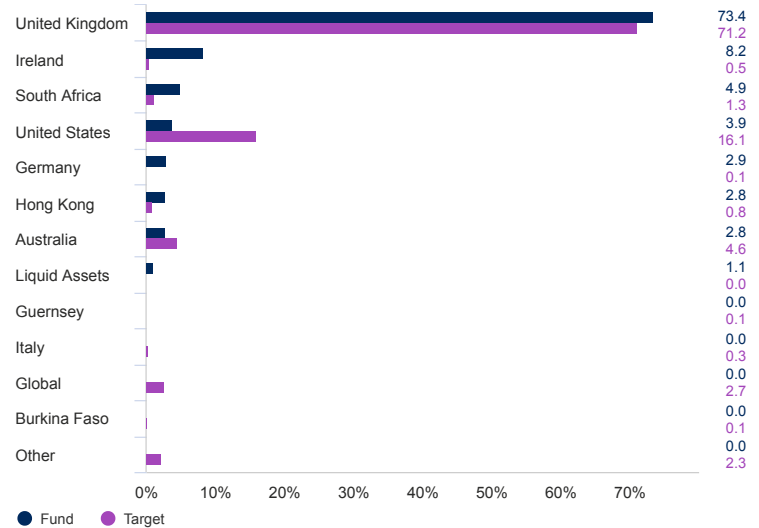
## Asset allocation

Target refers to the Benchmark listed in the Fund facts section and described under the Share class performance section on page 1.

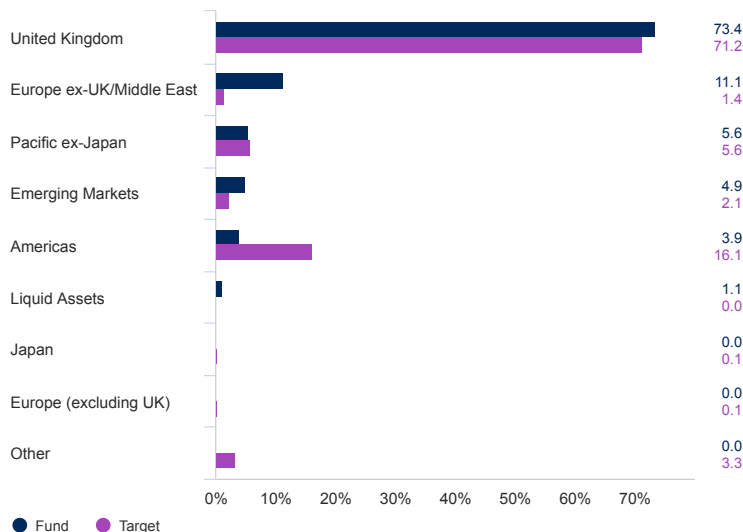
### Sector (%)



### Geographical breakdown (%)



### Region (%)



### Top 10 holdings (%)

Holding name	%
Unilever PLC	9.8
RELX PLC	7.3
Next PLC	7.1
Anglo American PLC	4.9
UNITE Group PLC/The	4.1
Kerry Group PLC	4.1
GSK PLC	3.9
Hiscox Ltd	3.8
Future PLC	3.7
Smith & Nephew PLC	3.4

Source: Schroders. Top holdings and asset allocation are at fund level.

## Share class available

	Z Income GBP	Z Accumulation GBP
<b>Distribution frequency</b>	Annually	Annually
<b>ISIN</b>	GB00B60R7N45	GB00B5L33N61
<b>Bloomberg</b>	SCUKAZI LN	SCUKAZA LN
<b>SEDOL</b>	B60R7N4	B5L33N6

Z Income GBP | Data as at 30.06.2024

## Contact information

---

Schroder Unit Trusts Limited  
1 London Wall Place  
London  
United Kingdom  
EC2Y 5AU  
Tel: 0800 182 2399  
Fax:

For your security, communications may be taped or monitored.

## Information relating to changes in fund manager, investment objective, benchmark and corporate action information

---

Alex Breese replaced Errol Francis and Ed Meier as Fund Manager for this fund on 16.07.2013.

### **Benchmarks: (If applicable)**

Some performance differences between the fund and the benchmark may arise because the fund performance is calculated at a different valuation point from the benchmark. The target benchmark has been selected because it is representative of the type of investments in which the fund is likely to invest, and it is, therefore, an appropriate target in relation to the return that the fund aims to provide. The comparator benchmark has been selected because the investment manager believes that the benchmark is a suitable comparison for performance purposes given the fund's investment objective and policy. The investment manager invests on a discretionary basis and there are no restrictions on the extent to which the fund's portfolio and performance may deviate from the benchmark. The investment manager will invest in companies or sectors not included in the benchmark in order to take advantage of specific investment opportunities.

## Source and ratings information

---

Source of all performance data, unless otherwise stated: Morningstar, bid to bid, net income reinvested, net of fees.

**Morningstar Rating:** © Morningstar 2024. All Rights Reserved. The information contained herein: (1) is proprietary to Morningstar and/or its content providers; (2) may not be copied or distributed; and (3) is not warranted to be accurate, complete or timely. Neither Morningstar nor its content providers are responsible for any damages or losses arising from any use of this information. Past performance is no guarantee of future results.

Z Income GBP | Data as at 30.06.2024

## Important information

### Costs:

Certain costs associated with your investment in the fund may be incurred in a different currency to that of your investment. These costs may increase or decrease as a result of currency and exchange rate fluctuations.

If a performance fee is applicable to this fund, details of the performance fee model and its computation methodology can be found in the fund's prospectus. This includes a description of the performance fee calculation methodology, the dates on which the performance fee is paid and details of how the performance fee is calculated in relation to the fund's performance fee benchmark, which may differ from the benchmark in the fund's investment objective or investment policy.

For further information regarding the costs and charges associated with your investment, please consult the funds' offering documents and annual report.

### General:

For help in understanding any terms used, please visit address <https://www.schroders.com/en-gb/uk/individual/glossary/> The fund is an authorised unit trust. Subscriptions for fund units can only be made on the basis of its latest Key Investor Information Document, Supplementary Information Document and Prospectus, together with the latest audited annual report (and subsequent unaudited semi-annual report, if published), copies are available in English and can be obtained, free of charge, from Schroder Unit Trusts Limited. These can be requested via our website at [www.schroders.co.uk](http://www.schroders.co.uk), or by calling the Investor Services Team on 0800 182 2399 requesting a printed version. Any reference to regions/ countries/ sectors/ stocks/ securities is for illustrative purposes only and not a recommendation to buy or sell any financial instruments or adopt a specific investment strategy. Reliance should not be placed on any views or information in the material when taking individual investment and/or strategic decisions. The material is not intended to provide, and should not be relied on for, accounting, legal or tax advice, or investment recommendations. Past Performance is not a guide to future performance and may not be repeated. The value of investments and the income from them may go down as well as up and investors may not get back the amounts originally invested. Exchange rate changes may cause the value of investments to fall as well as rise. Schroders has expressed its own views and opinions in this document and these may change. The views and opinions contained herein are those of the individuals to whom they are attributed and may not necessarily represent views expressed or reflected in other Schroders communications, strategies or funds. This information is a marketing communication. Information herein is believed to be reliable but Schroders does not warrant its completeness or accuracy. The data contained in this document has been sourced by Schroders and should be independently verified. Third party data is owned or licenced by the data provider and may not be reproduced, extracted or used for any other purpose without the data provider's consent. Neither Schroders, nor the data provider, will have any liability in connection with the third-party data. Schroders will be a data controller in respect of your personal data. For information on how Schroders might process your personal data, please view our Privacy Policy available at <https://www.schroders.com/en/global/individual/footer/privacy-statement/> or on request should you not have access to this webpage. For your security, communications may be recorded or monitored. Issued by Schroder Unit Trusts Limited, 1 London Wall Place, London EC2Y 5AU. Registration No 4191730 England. Authorised and regulated by the Financial Conduct Authority Issued by Schroder Pension Management Limited, 1 London Wall Place, London EC2Y 5AU. Registration No 5606609 England. Authorised by the Prudential Regulation Authority and regulated by the Prudential Regulation Authority and the Financial Conduct Authority. FTSE index: LSEG is the administrator of certain indices and benchmarks as detailed at <https://www.lseg.com/en/ftse-russell/benchmarks>. No other information provided, displayed or contained in any LSEG service is made available for use as a benchmark, whether in relation to a financial instrument, financial contract or to measure the performance of an investment fund, or otherwise in a way that would require the relevant information to be administered by a benchmark administrator pursuant to the Benchmarks Regulation (the "Prohibited Use"). LSEG does not grant rights for you to access or use such information for the Prohibited Use and you may breach the Benchmarks Regulation and/or any contract with LSEG if you do. In the event that you identify the Prohibited Use of information by any person, you must promptly notify LSEG and provide such details as we may reasonably request to ensure the cessation of the Prohibited Use, where appropriate. Notwithstanding the foregoing, where you have entered into a direct license with a third-party provider which permits the Prohibited Use with respect to such third party provider's information, you are solely responsible for compliance with Benchmarks Regulation and LSEG shall have no liability or responsibility for any loss or damages that arise from or in connection with the Prohibited Use. LSEG and its affiliates do not warrant that any information is provided in compliance with the Benchmarks Regulation and accept no liability and have no responsibility for any loss or damages that arise from or in connection with the Prohibited Use of the information. "Benchmarks Regulation" means, in respect of the EEA, EU Regulation 2016/1011, in respect of UK, UK benchmarks regulation and in respect of another country, the equivalent legislation. If you are in any doubt about the meaning of the Prohibited Use or your obligations under the Benchmarks Regulation, you should seek professional advice