

# ANNUAL FINANCIAL REPORT

FOR THE YEAR ENDED 31 MARCH 2023



TRUST IN A STYLE TO LAST THROUGH THE AGES

## CONTENTS

### STRATEGY

#### OVERVIEW

Financial Information and Performance Statistics	2
Chair's Statement	5

#### STRATEGIC REPORT

Portfolio Manager's Report	9
Portfolio Manager's Core Investment Beliefs	13
Business Review	14
Investments in Order of Valuation	16
Portfolio Analysis	17
Principal Risks and Uncertainties	18
Viability Statement	22
Section 172 Statement, Company Sustainability and Stakeholders	23

#### GOVERNANCE

The Directors	29
The Company's Corporate Governance Framework	31
Corporate Governance Statement	32
Audit Committee Report	33
Directors' Report	36
Statement of Directors' Responsibilities	44
Directors' Remuneration Report	45

#### FINANCIAL REVIEW

Independent Auditor's Report	50
Income Statement	57
Balance Sheet	58
Statement of Changes in Equity	59
Cash Flow Statement	60
Notes to the Financial Statements	61

#### OTHER INFORMATION FOR SHAREHOLDERS

Notice of Annual General Meeting	77
Shareholder Information	81
Advisors and Principal Service Providers	82
Glossary of Terms and Alternative Performance Measures	83
Alternative Investment Fund Managers Directive Disclosures	87

If you wish to contact members of the Edinburgh Investment Trust Board then please get in touch with the Company Secretary on +44 (0)20 3327 9720. If you have any enquiries for the Manager, please contact them on +44 (0)20 7412 1700

The Company is a  
member of

**aic**

# OVERVIEW

## £1,139m

NET ASSETS  
(2022: £1,176m)

## 660.00p

SHARE PRICE  
(2022: 634.00p)

## 4.0%

DIVIDEND YIELD  
(2022: 3.9%)

## (7.5)%

DISCOUNT\*  
(2022: (7.7)%)

## 0.53%

ONGOING CHARGES  
RATIO\*  
(2022: 0.52%)

## 4.7%

GEARING (NET)\*  
(2022: 4.4%)

\*Alternative Performance  
Measures as defined on  
pages 83 to 86

## INVESTMENT OBJECTIVES

The Edinburgh Investment Trust plc ('The Company') is an investment trust whose investment objective is to invest primarily in UK securities with the long-term objective of achieving:

1. an increase of the Net Asset Value per share in excess of the growth in the FTSE All-Share Index; and
2. growth in dividends per share in excess of the rate of UK inflation.

The Company will generally invest in companies quoted on a recognised stock exchange in the UK. The Company may also invest up to 20% of the portfolio in securities listed on stock exchanges outside the UK. The portfolio is selected on the basis of assessment of fundamental value of individual securities and is not structured on the basis of industry weightings.

## NATURE OF THE COMPANY

The Company is a public listed Investment Company whose shares are traded on the London Stock Exchange. The business of the Company consists of investing the pooled funds of its shareholders, according to a specified investment objective and policy (set out on page 14), with the aim of spreading investment risk and generating a return for shareholders.

The Company uses borrowing to enhance returns to shareholders. This increases the risk to shareholders should the value of investments fall.

The Company has contracted an external manager, Liontrust Fund Partners LLP, ('LFP' or 'the Manager' or 'Portfolio Manager' as Alternative Investment Fund Manager ('AIFM')) to manage its investments. Other administrative functions are contracted to external services providers. The Company has a Board of non-executive directors who oversee and monitor the activities of the Manager and other service providers on behalf of shareholders and ensure that the investment objective and policy are adhered to. The Company has no employees.

## FINANCIAL INFORMATION AND PERFORMANCE STATISTICS

	Year Ended 31 March 2023	Year Ended 31 March 2022
<b>Total Return<sup>(1)(3)(4)</sup> (all with dividends reinvested)</b>		
Net asset value <sup>(1)</sup> (NAV) - debt at fair value	+7.9%	+14.1%
Share price <sup>(2)</sup>	+8.4%	+10.6%
FTSE All-Share Index <sup>(2)</sup>	+2.9%	+13.0%

The Company's benchmark is the FTSE All-Share Index.

	At 31 March 2023	At 31 March 2022	Change %
<b>Capital Return<sup>(1)(4)</sup></b>			
Net asset value - debt at fair value	713.75p	686.69p	+3.9
Share price <sup>(2)</sup>	660.00p	634.00p	+4.1
FTSE All-Share Index <sup>(2)</sup>	4,157.88	4,187.78	-0.7
<b>Discount<sup>(1)(3)(4)</sup> - debt at fair value</b>	(7.5)%	(7.7)%	
<b>Gearing</b> (debt at fair value) <sup>(1)(3)(4)</sup>			
- gross gearing	6.6%	10.3%	
- net gearing	4.7%	4.4%	

	Year Ended 31 March 2023	Year Ended 31 March 2022	Change %
<b>Revenue and Dividends<sup>(3)</sup></b>			
Revenue return per ordinary share	25.99p	22.41p	+15.6
Dividends			
- first interim	6.40p	6.00p	
- second interim	6.40p	6.00p	
- third interim	6.70p	6.40p	
- proposed final	6.70p	6.40p	
<b>- total dividends</b>	<b>26.20p</b>	<b>24.80p</b>	<b>+5.6</b>
<b>Consumer Price Index<sup>(2)(4)</sup> - annual change</b>	10.2%	7.0%	
<b>Dividend Yield<sup>(1)(3)(4)</sup></b>	4.0%	3.9%	
<b>Ongoing Charges Ratio<sup>(1)(3)(4)</sup></b>	0.53%	0.52%	

### Notes:

(1) These terms are defined in the Glossary of Terms and Alternative Performance Measures, including reconciliations, on pages 83 to 86. NAV with debt at fair value is widely used by the investment company sector for the reporting of performance, premium or discount, gearing and ongoing charges.

(2) Source: Refinitiv.

(3) Key Performance Indicator.

(4) Alternative Performance Measures.

## TEN YEAR HISTORICAL INFORMATION

Year ended 31 March	Ordinary sharehold- ers' funds £m	Shares (bought back)/ issued m	Per ordinary share				Share price p	Discount (debt at fair value) %	Gross gearing (debt at fair value) %	Net gearing (debt at fair value) %
			Revenue return p	Dividend rate p	Net asset value (debt at fair value) p					
2014	1,228	-	23.18	23.50	613.25	594.00	(3.1)	19.1	18.6	
2015	1,376	-	24.83	23.85	686.07	662.00	(3.5)	13.9	13.8	
2016	1,392	0.55	26.66	24.35	695.30	665.00	(4.4)	15.5	15.3	
2017	1,535	-	27.94	25.35	768.81	713.50	(7.2)	15.9	15.7	
2018	1,400	-	29.25	26.60	703.34	642.00	(8.7)	12.1	11.8	
2019	1,382	(0.19)	28.66	28.00	696.91	644.00	(7.6)	11.0	10.8	
2020	872	(20.80)	27.83	28.65	490.40	434.00	(11.5)	13.4	8.3	
2021	1,091	(2.50)	16.21	28.65 <sup>(1)</sup>	628.29	600.00	(4.5)	10.1	7.1	
2022	1,176	(1.10)	22.41	24.80	686.89	634.00	(7.7)	10.3	4.4	
<b>2023</b>	<b>1,139</b>	<b>(5.60)</b>	<b>25.99</b>	<b>26.20</b>	<b>713.75</b>	<b>660.00</b>	<b>(7.5)</b>	<b>6.6</b>	<b>4.7</b>	

(1) including special dividend of 4.65p

### Capital Returns (excluding dividends paid) to 31 March 2023

	2014	2015	2016	2017	2018	2019	2020	2021	2022	2023	3yr	5yr	10yr
NAV (debt at fair value) (%)	9.7	11.9	1.3	10.6	-8.5	-0.9	-29.6	28.1	9.3	3.9	45.5	1.5	27.7
Share Price (%)	3.8	11.4	0.5	7.3	-10.0	0.3	-32.6	38.2	5.7	4.1	52.1	2.8	15.4
FTSE All-Share Index (%)	5.2	3.0	-7.3	17.5	-2.4	2.2	-21.9	23.3	9.3	-0.7	33.8	6.8	23.0

Source: Refinitiv.

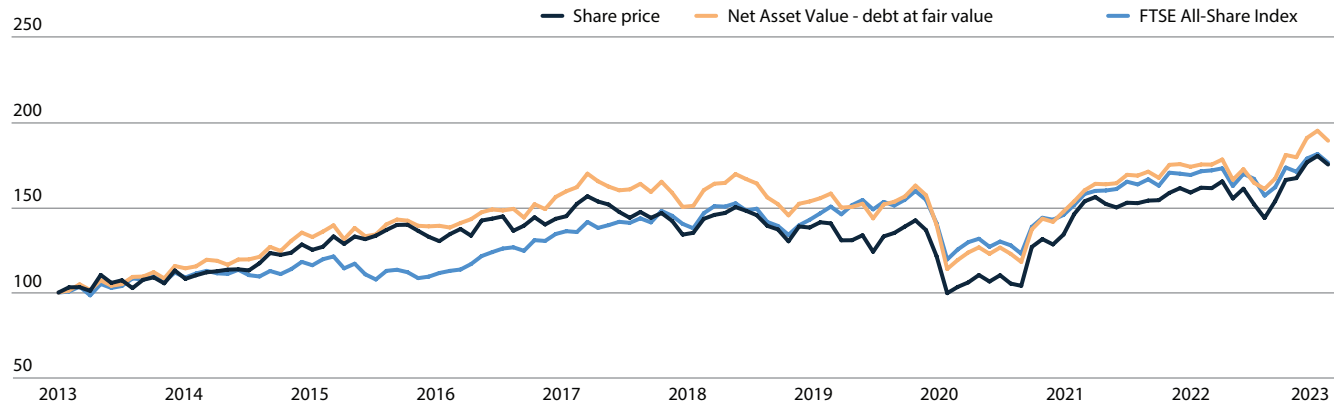
### Total Returns (with dividends reinvested) to 31 March 2023

	2014	2015	2016	2017	2018	2019	2020	2021	2022	2023	3yr	5yr	10yr
NAV (debt at fair value) (%)	14.3	16.2	5.0	14.7	-5.9	2.9	-26.7	34.8	14.1	7.9	65.9	25.3	88.8
Share Price (%)	8.0	15.7	4.0	11.2	-6.7	4.6	-29.4	46.4	10.6	8.4	75.5	29.6	74.8
FTSE All-Share Index (%)	8.8	6.6	-3.9	22.0	1.2	6.4	-18.5	26.7	13.0	2.9	47.4	27.8	75.9

Source: Refinitiv.

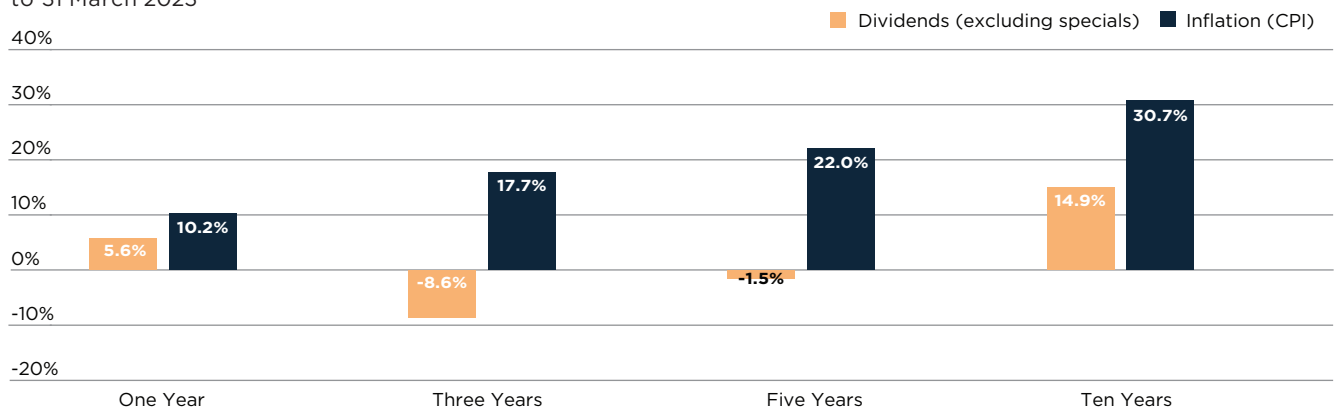
TEN YEAR HISTORICAL INFORMATION / CONTINUED

**Total Returns Over Ten Years**  
Rebased to 100 at 31 March 2013



Source: Refinitiv.

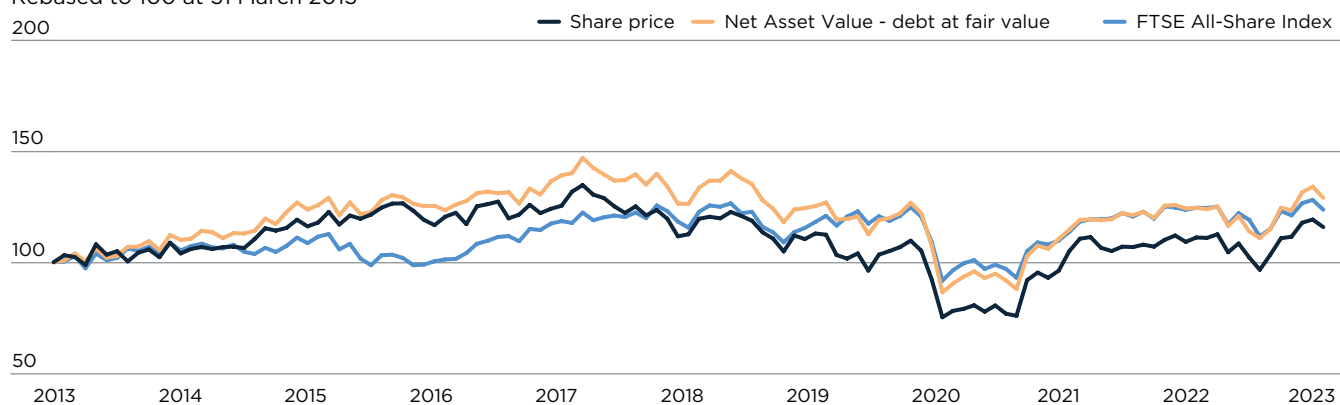
**Cumulative Dividend Growth**  
to 31 March 2023



Source: Refinitiv.

Source: Consumer Price Inflation - Office for National Statistics

**Capital Returns Over Ten Years**  
Rebased to 100 at 31 March 2013



Source: Refinitiv.

# CHAIR'S STATEMENT



**ELISABETH STHEEMAN**  
CHAIR

## DEAR SHAREHOLDER

It has been a great pleasure to lead your Company in my first year as the Chair of the Board. Together with my fellow Directors, and the Company's Manager, we have continued to build on the strengthening investment track record to position the Company as a core holding for long-term savers.

I would particularly like to thank my predecessor, Glen Suarez, who stood down as planned at last year's Annual General Meeting after nine years on the Board. In recent years he oversaw a transition of the Company with a new Manager and supporting team, a sustainable and rising dividend, very attractively priced long-term debt financing and the initiation of a new marketing strategy, which has been further refined in the past year. This is an excellent position from which the rest of the Board and I look forward to building further.

## PERFORMANCE

It has been another encouraging twelve months for the Company's investment returns. Growth in both the Net Asset Value (NAV) and the share price comfortably exceeded the benchmark index, the FTSE All-Share Index. The NAV return was 7.9% against the index return of 2.9%. These are in total return terms (i.e. the combination of capital appreciation plus income received). We are therefore building a track record under the new Manager that meets the Company's first investment objective – a long-term increase of the NAV per share in excess of the index.

The Company's share price total return was 8.4% over the year: the share price itself moved from 634p to 660p, a rise of 4.1%, with the balance coming from the dividends paid to shareholders. The share price return differs from the NAV return because of the changing share price discount to NAV. For this year the discount narrowed marginally from 7.7% to 7.5%.

There are a number of investment factors that have influenced the Company's returns over the year. Most important are the performance of the businesses held in the Company's portfolio. Your Manager takes mainly a 'bottom-up' approach, seeking to construct a diversified

portfolio. Echoing this, some of the major drivers of returns over the year included the holdings in BAE Systems, NatWest, Centrica and Greggs. To a lesser extent there were offsetting negative returns from some of the mining stocks held, including Anglo American and Newmont. Other factors that contributed to the overall return were:

- UK equities continue to rebound, outperforming global equities. After an extended period of dull returns for UK equities, extending to before the Brexit referendum of 2016, a combination of strong fundamentals and attractive starting valuations have come to the fore;
- The positive returns have been despite the challenging geopolitical situation, including the war between Russia and Ukraine;
- Another headwind for elements of the equity market has been inflation. Here in the UK there is hope that this might start to recede and that the cost of living crisis might in turn abate;
- The UK equity market appears to have taken the recent concerns about some banks in the US and Switzerland in its stride. The Manager is alert to how this may affect bank lending appetites, including in the UK, which could in turn impact the economic outlook;
- The effect of marking the Company's new loan notes to fair value, reflecting the fall in value of the debt that the Company issued in 2021/2 due to the rise in government bonds yields. As I wrote in the interim report, this boosted the NAV by c.4% during the year and is explained in more detail below.

It is also important to consider longer term returns: it has now been three years since the change of Manager to James de Uphaug and

## CHAIR'S STATEMENT / CONTINUED

his team. It is gratifying to see that the Company's growth in NAV has exceeded that of the FTSE All-Share Index in each of the three successive 12-month periods. Taken as a whole, over the three years to 31 March 2023, the Company's cumulative NAV total return has been 65.9%, with the Company's benchmark index returning 47.4% over the same period. Over the past five years, the Company's NAV return has been 25.2% cumulatively, compared with the Company's benchmark index returning 27.9% over the same period. In all these cases, the NAV is stated after deducting debt at fair values.

In our view, three years is the minimum period over which investment success can be properly assessed. It is clearly positive that the Company has had such encouraging returns over this period. Growth in the share price has been more volatile, outperforming the index in two of these three years. Further, the discount has narrowed from 11.5% in March 2020 to 7.5% at the end of March 2023. This results in an overall share price return (which is ultimately what shareholders experience – as distinct from the NAV) of 75.5%, which exceeds the NAV return. I will come back to the approach we have taken towards the discount below.

### ENVIRONMENTAL, SOCIAL AND GOVERNANCE INVESTMENT FACTORS

We believe an important component of profitable investment decisions is the consideration of Environmental, Social and Governance (ESG) factors. Well managed and governed companies tend to make successful long-term investments. The Manager therefore considers such issues as an integral part of their research and investment process. The Manager's report describes this in more detail, as does the summary of the Manager's voting activities in respect of each investee company. This is the first time that we have included the detail of how we have exercised the Company's voting rights as a shareholder. You will also see that we have included some examples of the engagement the Manager had with investee companies on some of the more contentious issues. I encourage you to read these interesting examples.

### DIVIDENDS

We have announced three interim dividends so far this year, totalling 19.5 pence per share. For the final dividend, the Board is proposing a payment of 6.7p per share, taking the total to 26.2p per share. This final figure is a 5.6% increase on last year. When divided by the year end share price of 660p, it results in a dividend yield of 4.0%. This compares with the dividend yield on the FTSE All-Share Index of 3.5% on average.

The dividend increase of 5.6% is behind the level of UK inflation over the same period. As is evident from the bar chart of longer-term dividend growth rates on page 4, we are not currently meeting the second of the Company's two objectives: to grow dividends per share in excess of UK inflation. We used these reserves to maintain the dividend initially, but it became apparent that the natural level of

income generated by the portfolio was not going to be sufficient, in the long run, to maintain the dividend and, after much deliberation, decided to reduce it in the financial year to March 2021. Looking forward, with expectations for inflation coming down and noting our confidence in the ability of our portfolio companies to grow their distributions, we anticipate a return to the dividend rising above normalised inflation.

For this last financial year, I am pleased to report that dividends received by the portfolio have continued to rise and in conjunction with our lower costs of debt the P&L is in better shape. This means that the dividends in respect of this financial year are almost entirely covered by earnings: as the table on page 2 shows, dividends for the year of 26.2p compare with revenues of 26.0p.

Another important feature to note is that many of the stocks held in the Company's portfolio are buying back their own shares for cancellation. The Manager explores this in more detail in his report later in this document but suffice to say, share buybacks are another form of redistribution to shareholders, but in the form of capital rather than income. Sometimes these buybacks complement dividends paid to shareholders, other times they replace them. Either way, the returns to shareholders of capital or income support the broader concept of total returns which I used when reporting performance at the beginning of this statement.

### BORROWINGS

An element of borrowings, sensibly managed, should enhance long-term returns to shareholders. For investment companies this requires the returns from the equity portfolio to exceed the cost of the debt.

This year has marked a major change in the borrowing costs of the Company. The last of the Company's debentures, a £100m issue dating back to 1997 and costing 7.75% per annum, matured last September. The debt that has replaced it costs an average of 2.44%: an immediate interest saving of over £5m a year. You may ask how such an attractive rate of interest has been achieved, given the much higher interest rates that have become prevalent of late. The answer is that the Company contracted this interest rate with its lenders in September 2021, a year in advance of the debenture maturing. With hindsight, this proved extremely fortuitous timing.

To reiterate an earlier point, the fall in government bond prices (and rise in their yields) has contributed to a reduction in the fair value of the outstanding loans. This does not affect the balance sheet presented later in this report, where loans are stated at par. But this does effect the level of reported gearing (and investment returns) for which our long-standing practice – and that of the Investment Trust sector generally – is to deduct loans at fair value. Gearing calculations on this basis are set out in full in the Glossary on page 84. Net gearing was 4.7% at the year end.



The Board monitors the level of gearing against various conservative thresholds. The stated policy is that it should not exceed 25%. The current level of gearing is therefore significantly below this threshold. But, in the event of unhelpful market moves that drive up the level of gearing, the portfolio is highly liquid. None of the NAV is attributed to unlisted, unquoted, or private investments, and we have no plans to go down that route.

Overall, the borrowings have positively enhanced shareholder returns in the last financial year – this is quantified in the table on page 15 – and we are optimistic that this should also apply over the next three years and beyond.

#### **SHARE PRICE DISCOUNT TO NET ASSET VALUE**

The discount varied from a low of 12.0% to a high of 4.8%. It finished the year at 7.5%. We consider this an acceptable performance as discounts across the investment trust universe as a whole have generally widened. But we are not complacent. We would like to see the discount narrow further as more investors are attracted to the Company as a reliable long-term savings vehicle. The marketing initiatives I describe below are designed to help narrow the discount.

While the discount is at current levels, we will continue with our policy of periodic share buy backs. Over the year we have bought back 3% of the Company's shares which we have retained in Treasury. These buybacks modestly enhance net asset value for shareholders (see table on page 15) and we are continuing with our policy of actively buying back shares while the discount persists. A further 655,000 (0.33% of the issued share capital) of the Company's shares have been repurchased since the end of the financial year.

#### **MARKETING**

As mentioned earlier we have embarked on a range of new or enhanced promotional activities. You may have seen our new website, press advertisements, or noticed our greater digital promotion through avenues such as Twitter and LinkedIn. The clear intention here is to raise the profile of the Company and generate increased buying of shares, whether from new or existing shareholders. The Board is monitoring a series of Key Performance Indicators to assess the effectiveness of this promotional spend and would encourage you to sign up on our website to receive monthly updates.

#### **BOARD AND GOVERNANCE**

At this year's Annual General Meeting, Vicky Hastings will not be standing for re-election. The board has been very fortunate to have had Vicky's wise counsel and exceptional attention to detail for ten years. The last twelve months were an extension to the normal nine years, in order to avoid having the Chair and the Senior Independent Director standing down at the same time last year.

We will all miss Vicky's hugely valuable insights and her infectious enthusiasm, and we wish her all the very best with her other corporate and charitable board responsibilities. Aidan Lisser has kindly agreed to take on Vicky's role as Senior Independent Director after the conclusion of the Annual General Meeting in July.

In February we welcomed Annabel Tagoe-Bannerman as a non-executive Director to the Board. She brings particular operational, legal and governance experience to the Board. With Annabel's appointment, it means that we are in the fortunate position of having five directors going forward each bringing different skills and expertise to the boardroom discussions. These are in a range of relevant fields for your Company, including equity portfolio management, marketing, accounting, risk management and regulation. We also have a board that meets or exceeds all the recommended diversity guidelines. I thank all my fellow directors for their hard work on behalf of shareholders over the last year.

#### **ANNUAL GENERAL MEETING**

This year's Annual General Meeting will take place on Wednesday 19 July 2023 at 11.00am at the Balmoral Hotel in Edinburgh. Please note the change of venue from last year. The whole Board and I look forward to meeting as many of you as possible. For those unable to attend in person, the AGM will also be streamed online, with the ability to post questions live into the meeting. The link for electronic access will be displayed prominently on the Company's website and it will not require a passcode. Please see page 77 for the Notice of AGM for more information.

There will also be a shareholder presentation and update in central London on 27 September. All members of the Board, the Manager and members of his team will attend. Further details will be posted on the Company's website from next month.

#### **OUTLOOK**

As you will see from the Portfolio Manager's report, there is enthusiasm about the underlying prospects for the stocks in the Company's portfolio. Set against this is the ever-uncertain economic outlook. The Manager's approach of maintaining a diversified portfolio is therefore an important feature that should help protect shareholders' capital over time. Meanwhile, many UK equity market constituents in the portfolio stand at a valuation discount to their international peers. Over time, if these companies deliver the operational results that we believe they can, it seems reasonable to expect this valuation differential to close. Combined with a dividend yield of 4.0%, we believe this leaves the Company well positioned to deliver to shareholders attractive total returns.

# STRATEGIC REPORT



# PORTFOLIO MANAGER'S REPORT

FOR THE YEAR ENDED 31 MARCH 2023



**JAMES DE UPHAUGH**  
PORTFOLIO MANAGER



**CHRIS FIELD**  
DEPUTY PORTFOLIO  
MANAGER

As we review the twelve months to the end of March 2023 and consider what may be ahead for stock markets and economies, it is worth beginning with a reminder of how we manage your Company:

- We manage the Company's investments by constructing a portfolio of 40-50 stocks. While this is a relatively concentrated portfolio by many standards, we also manage it with the aim of ensuring an adequate level of diversification across industries and economic themes.
- In order to meet the Company's two investment objectives, we manage the portfolio with a 'total return' approach, with ESG factors considered throughout the investment process.
- Most holdings are UK-listed, and we have the flexibility to hold up to 20% in overseas stocks.
- Our aim is to construct a portfolio that has the potential to outperform the UK equity index return over rolling three-year periods.
- We take the view that returns in excess of the UK equity index should, over the long term, provide a satisfactory return for savers when compared with other equity strategies and asset classes.
- An adequate degree of leverage, appropriately managed, should further enhance long-term shareholder returns.

## TOTAL RETURNS OVER THE LAST TWELVE MONTHS

Net Asset Value (NAV) per share rose 7.9%, while the share price rose 8.4%. Both figures exceed the UK equity index return of 2.9%. As the Chair's statement has described, the NAV's outperformance of the index came primarily through superior stock selection as well as through the revaluation of the Company's long-term debt.

In terms of the main stock contributors, the top three were BAE Systems, NatWest and Centrica. These stocks encapsulate the diversified nature of the portfolio, a defence

contractor, a UK bank and a domestic energy distribution company. Other contributions came from food-on-the-go retailer Greggs, the international bank Standard Chartered and the mining technology group Weir. The portfolio had exposure to mining stocks and two of the three biggest negatives were Anglo American and Newmont. The third notable negative was from not holding BP for most of the period, as its share price recovered (we bought shares in BP towards the end of the period, as we describe below).

The discount of the shares to NAV narrowed slightly, hence the modestly higher return in the shares than in the NAV.

## TRANSACTIONS OVER THE LAST TWELVE MONTHS

We have made fewer than average transactions over the year, with portfolio turnover of 21%. This means the holding period is equivalent to just under five years on average.

The biggest change to the portfolio was the purchase of a holding in BP. The shares were acquired following its latest results, in which the group increased its investment plans in high return energy transition growth engines such as Bioenergy and EV Charging. In addition, it also announced new investment plans in high-return upstream assets, which will help to meet the global requirement for greater energy security post the war in Ukraine. Consequently, the projected medium-term return on investment should improve through to 2030. Capex on energy transition related projects will still represent 45% of mid-term capex. We funded the purchase of BP with a sale of the French energy group Total Energies, which is more exposed to fluctuations in the LNG and gas price.

Other significant purchases included GlaxoSmithKline and its de-merged consumer goods unit, Haleon. Both stand at attractive

## PORTFOLIO MANAGER'S REPORT / CONTINUED

valuations and should have the additional benefit of refocused management teams. Elsewhere, among the more stable growth stocks in the portfolio, we sold Diageo and Reckitt Benckiser: where we view their share prices as fully capturing their future prospects.

More recently, we have added selectively to our holdings in UK cyclicals with strong market positions such as easyJet, Dunelm, Travis Perkins and Marks & Spencer. The UK economic pulse has been stronger than the consensus expected, with energy bills coming down from the highs of last summer. This takes some pressure off the consumer. These additions to the portfolio were funded by reductions of a number of the more internationally focussed companies such as KPN and Smith & Nephew.

These changes leave the portfolio sensibly diversified, in our view. In addition to diversification by industry and sector, which is evident from the portfolio listing on pages 16 to 17, we also think about the broader drivers of future investment returns. Again, we believe there is suitable diversification that should provide sources of portfolio outperformance, whatever the economic development or condition. These drivers of returns, and the holdings that should benefit, include:

- Supply chain resilience – Tesco, Compass and Intel;
- Capitalising on data analytics technology – WPP, Dunelm & Weir;
- The revenge of the incumbent – NatWest, Marks & Spencer and Centrica;
- Businesses becoming stronger through corporate Darwinism – Whitbread, Serco, RS Group;
- Profitability edge through cost curve positioning – Howdens, Mondi and Anglo American.

### ESG CONSIDERATIONS

We take careful account of the ESG considerations of any investment case. Taking account of such things are essential for good investment performance and we do not place any major restrictions on what we can invest in. For this reason, as we note above, stocks like BP and BAE Systems, which might not make it into other investors' portfolios, are acceptable to us. The acceptability comes with the important caveat that we have to be able to assure ourselves, to the best extent possible, that they are behaving responsibly and making positive change for the future.

To illustrate the kind of interactions we undertake when assessing investments, the team engaged with Dunelm, the British home furnishings retailer, in April and February 2023 and in September 2022:

- During the meeting in April 2023, the team engaged on the group's proposed remuneration policy ahead of Dunelm's 2023 AGM. The proposal included a new maximum opportunity for the CEO of 375% of salary (up from 325%) which the team felt was reasonable.
- In a subsequent meeting, the group asked for our input on what we consider to be Dunelm's most material issues, such as the sourcing of their goods and relationship with suppliers. We also fed back that we appreciate the company's clear efforts to demonstrate connectivity between the group's strategy, material issues, and executive pay in its reporting.
- At the meeting in February 2023, the team discussed the group's near-term earnings and strategy. Dunelm aims to develop product excellence across all price points and effective marketing. It has increased efforts to develop product mastery across more nascent categories where market shares are lower, with the ultimate goal of becoming the one-stop for home spend. The group is also introducing credit to facilitate more spend in bigger-ticket group sections, like Furniture, which is an area in the market that is growing substantially.
- In September 2022, the team met with Dunelm to discuss how it is controlling costs. The group reported that it was seeing a high percentage of incremental UK homeware spend which could fuel EPS growth through 2023. This engagement work reinforces our view of Dunelm's business model resiliency. In turn this should support its ability to deliver dividend growth in excess of inflation over the long-term. This is the rationale for it being one of the larger positions in the portfolio.

There are further examples of our ESG engagement with companies on pages 25 to 26.

### BORROWINGS

We were pleased to see the successful completion of the Company's long-term refinancing of its debt last September. The new debt, with an average interest coupon of 2.44% per annum, means a significantly reduced cost of borrowings, leading in practice to a future saving of over £5m per annum compared with the previous arrangements.

We utilise this favourable financing by maintaining a fully invested portfolio. The nature of the borrowings, with an average maturity of 25 years, means that they are essentially permanent in nature. We therefore tend to manage the portfolio with the borrowings fully invested. When the portfolio's value rises, the gearing should enhance returns, and the converse also applies: when underlying returns are negative, the borrowings make the losses greater. With this in mind, we take a tactical view of the economic and market backdrop and can introduce a cash position to reduce this impact by lowering 'net' gearing. For example, we may allow the cash position to build up if we are struggling to find attractively priced investment opportunities and fear the market might be ripe for correction. However, shareholders should think of us as investing the vast majority of the borrowings under normal circumstances. Our gross gearing (borrowings) total would amount to 6.6% as at year end with an offsetting cash balance reducing the net gearing to 4.7%.

### DIVIDENDS RECEIVED

Actual revenue per share for the 12 months to 31 March 2023 was 26.0p. This compares with 22.4p in the previous year – a rise of 15.9%. Clearly this is a very satisfactory outcome. For context, top line portfolio income was £49.0m (+10.8% on 2022), which was split between ordinary dividends of £41.6m (+11.0%) and special dividends of £7.4m (+10.0%). The reason for the revenue per share rise of 15.9% exceeding underlying income growth of 10.8% is that revenues are calculated after deducting costs including debt interest. The new borrowing arrangements, as noted above, have resulted in a significant fall in interest expense.

Looking ahead, we forecast more modest revenue per share growth. Some of this is in part due to a mix effect in the portfolio, with the sale of some higher yielding stocks including Total Energies and Direct Line. Dividend generation nonetheless is robust across the portfolio. Furthermore, the ordinary and special dividends being received understate the shareholder distributions made by investee companies which also include share buybacks. These remain significant: there are ongoing share buybacks by BP, Shell, Unilever and NatWest, plus from many other portfolio holdings. Overall, c40% of portfolio holdings have declared some form of ongoing share buyback. This is supportive of the 'total return' ethos that should underpin returns to the Company's shareholders – whether income or capital growth – in the years ahead.

The Directors' decision to recommend total dividends for the year of 26.2p mean that dividends are almost entirely covered by revenues for the year: a welcome position to be in.

### THREE-YEAR REFLECTIONS

It is now just over three years since we became the Manager of your Company. We took over in the midst of the market sell-off in March 2020, as the full implications of the COVID-19 pandemic began to dawn.

Since then, our investment approach has helped us deal with an at times rapidly changing economic and market backdrop. The roll-out of COVID-19 vaccines, the "mini-budget" crisis, rising interest rates, a falling sterling currency and the tech sector sell-off have all had to be navigated. A key advantage throughout this period has been the diversified portfolio.

As it turns out, we became stewards of your portfolio towards the lowest levels of the market. Absolute returns have been strong since then. The end result is, as the Chair has already noted, a cumulative total return of the Company's Net Asset Value (NAV) per share of 65.9%. The share price, thanks to a narrowing of its discount to NAV, has risen 75.5%. These returns compare with a FTSE All-Share Index return of 47.4%.

In keeping with the stock-driven investment approach, when we analyse the key drivers of returns over the period, we look at the key stock contributors. For the last three years, the big winners also reflect the flexible investment style we take. To illustrate, the top five stock contributors to the outperformance were Ashtead (industrial equipment hire), NatWest (banking), BAE Systems (defence), Centrica (gas utility) and Anglo American (mining). Hence clearly a bias towards a mix of cyclical companies – benefitting from the recovery in the economy over the period compared with expectations at the depths of the pandemic.

Inevitably there have been some less successful decisions along the way. Interestingly, the biggest factor was having little or no exposure to two large commodity groups – BP and Glencore. An important part of the portfolio construction (and risk oversight) process is managing these larger risks. A (very) small number of holdings disappointed in their results, but in each case the holding size had been calibrated to take account of the greater downside risk.

In terms of the income generated over the last three years, revenue per share has been disappointing for shareholders, moving from 27.8p in 2020 to 26.0p in the last financial year. The portfolio was overly dependent on unsustainable dividend income prior to March 2020. We believe it is on a more sustainable and progressive footing now.

Our view is that underlying fundamentals of the portfolio's holdings ultimately drive the Company's total returns. We therefore prefer to hold stocks for sufficient time to allow those fundamentals to come through. We have long held the

## PORTFOLIO MANAGER'S REPORT / CONTINUED

view that this means a three-year period, and this does in fact coincide with the average holding period since we were appointed in 2020.

Overall, we believe the last three years demonstrate the merits of a flexible, long-term total return investment approach.

### OUTLOOK

While we are cautious about the outlook for equity markets in general, the better recent returns from UK equities strike us as being the early stages of a recovery in the market. This recovery is rooted in the undervaluation of UK equities that has built up over time for a variety of well-rehearsed reasons such as Brexit and final-salary pension funds reducing equity exposures. Just as these headwinds appear to be waning, we remain optimistic about the specific prospects for the Company's holdings.

We are cautious about markets because inflation remains a challenge. It will naturally come down to a degree, helped by some inputs such as gas prices being markedly lower than a year ago. But consumer expectations have ratcheted up. Economic history tells us that it is much harder to squeeze inflation back into the bottle, once the inflation genie is out.

At the market level, this economic slowdown is likely to be different from those we have experienced since the turn of the millennium. They may be more reminiscent of those of the 1980s and 1990s: more typical slowdowns when inflation has been too high and interest rates have been raised to choke it off. At the same time, bank lending criteria are likely to tighten in the US because of the recent set of banking failures and near failures in the US and Switzerland, which could present downside risk to economic growth.

On a more positive note, at the corporate level, the current elevated rate of inflation means nominal revenue growth should be tolerable even if real GDP falters. Another help is that China has 'reopened'. Overall, 2023 could see lower inflation, peaking interest rates and perhaps a slightly better tenor from the consumer.

Therefore, a balanced, diversified portfolio is as important as ever. In market terms, we may have entered a new and different investing environment from that which has prevailed since the financial crisis of 2008. For much of the period since then, it often seemed that an investment style that focused on buying and holding growth stocks – sometimes with little regard to valuation or how durable the growth would be – was all that was required. Now, we have a return to an investment environment in which an understanding of company fundamentals matters, as does an appreciation of how the valuation paid for a stock ultimately determines investment returns.

### JAMES DE UPHAUGH

PORTFOLIO MANAGER

### CHRIS FIELD

DEPUTY PORTFOLIO MANAGER

26 MAY 2023

# PORTFOLIO MANAGER'S CORE INVESTMENT BELIEFS

Our competitive edge rests on the combination of our Global Fundamental team's structure within Liontrust and our flexible investment style. Liontrust provides a stable environment in which our Portfolio Manager operates, and our investment approach produces portfolios that aim to deliver long-term outperformance on a repeatable basis.

## ACTIVE MANAGEMENT

**Stock-driven.** Share prices follow fundamentals over the long term. Through our proven investment approach, we expect to outperform over the long term, net of fees.

**High conviction portfolio.** We expect the portfolio to contain around 40 to 50 stocks. Holdings sizes reflect the conviction we have in each company and our assessment of the upside and downside potential of its share price.

**Risk.** We think of risk as permanent capital loss. To mitigate this, our analysis of a company's valuation is the first line of defence. Our risk management process combines our depth of knowledge of the stocks in the portfolio, plus separate oversight by Liontrust's Portfolio Risk Committee.

## FLEXIBLE INVESTMENT STYLE

**Open-minded approach.** We do not have dogmatic style biases, such as 'growth' or 'value'. We are also prepared to invest in companies that we identify as having scope for recovery through management change, business transformation or an improving business environment. We expect the profile of the portfolio to evolve depending on our assessment of individual companies and our reading of the economic and market background.

**Disciplined, rigorous, fundamental research.** In keeping with the stock-driven nature of the portfolio, approximately three quarters of our effort takes the form of in-depth stock research. The remainder is spent on macroeconomic and geopolitical analysis.

**Full Environmental, Social and Governance ('ESG') integration.** ESG-related considerations have financial implications for the portfolio's holdings. We prioritise and engage our holdings on their key, material issues, many of which are ESG-related. The outcomes from our in-depth analysis and engagements help form our conviction level and investment decisions. In this way, ESG lies at the heart of our investment process.

## TOTAL RETURN STRATEGY

**A focus on both capital growth and income.** We take a total return approach: investor returns should derive over the long term from both capital appreciation and dividend income. We often prefer companies with organic investment opportunities: as such, we normally expect companies with growing profits – and share prices – to contribute to returns. We view income as an important component rather than the primary driver of investment return. This aligns with the Company's twin objectives.

## LONG TERM

**Typical holding period of 3-5 years.** This is an appropriate period to ensure that underlying corporate fundamentals drive investment returns. It is therefore also a sensible period over which to measure an active manager.

**Gearing should enhance shareholder returns.** One of the advantages of an investment trust is the ability to borrow to enhance equity returns. We therefore expect gearing to boost investment returns over time.

## CAPACITY MANAGEMENT

**Scale diseconomies.** In our view, investment performance can rapidly suffer if assets under management become too large. We carefully manage capacity to ensure that the interests of existing clients take precedence over new clients. The approach ensures we retain a size advantage. It enables us to reposition the portfolio – and those of all our other clients – quickly and efficiently when required.

## DEEP INVESTMENT RESOURCE WITH GLOBAL PERSPECTIVE

**A close-knit investment team.** Average experience for each member of the team is 15 years. The team has been stress-tested across various market cycles.

**Challenge and debate.** This is encouraged within a structured risk control environment, with robust oversight processes. Team members own Liontrust equity and co-invest in the team's investment strategies, which in turn underpins teamwork and collaboration.

# BUSINESS REVIEW

## STRATEGY AND BUSINESS MODEL

The Edinburgh Investment Trust plc is an investment company and its investment objective is set out below. The strategy the Board follows to achieve that objective is to set investment policy and risk guidelines, together with investment limits, and to monitor how they are applied. These are also set out below and have been approved by shareholders.

The business model the Company has adopted to achieve its investment objective has been to contract the services of the Manager to manage and administer the portfolio in accordance with the Board's strategy and under its oversight. The portfolio manager with individual responsibility for the day-to-day management of the portfolio is James de Uphaugh and the deputy portfolio manager is Chris Field.

In addition, the Company has contractual arrangements with Link Group to act as registrar, The Bank of New York Mellon (International) Limited as depositary and custodian, and Apex Listed Companies Services (UK) Limited, (formerly Sanne Fund Services (UK) Limited) to act as Company Secretary.

## INVESTMENT OBJECTIVE AND POLICY

### Investment Objective

The Company invests primarily in UK securities with the long-term objective of achieving:

1. an increase of the Net Asset Value per share in excess of the growth in the FTSE All-Share Index; and
2. growth in dividends per share in excess of the rate of UK inflation.

### Investment Policy

The Company will generally invest in companies quoted on a recognised stock exchange in the UK. The Company may also invest up to 20% of the market value of the Company's investment portfolio, measured at the time of any acquisition, in securities listed on stock exchanges outside the UK. The portfolio is selected by the Portfolio Manager on the basis of its assessment of the fundamental value available in individual securities. Whilst the Company's overall exposure to individual securities is monitored carefully by the Board, the portfolio is not primarily structured on the basis of industry weightings. No acquisition may be made which would result in a holding being greater than 10% of the market value of the Company's investment portfolio. Similarly, the Company may not hold more than 5% of the issued share capital (or voting shares) in any one company. Investment in convertibles is subject to normal security limits. Should these or any other limit be exceeded by subsequent market movement, each resulting position is specifically reviewed by the Board.

The Company may borrow money to provide gearing to the equity portfolio of up to 25% of net assets.

Use of derivative instruments is monitored carefully by the Board and permitted within the following constraints: the writing of covered calls against securities which in aggregate amount to no more than 10% of the value of the portfolio and the investment in FTSE 100 futures which when exercised would equate to no more than 15% of the value of the portfolio. Other derivative instruments may be employed, subject to prior Board approval, provided that the cost (and potential liability) of exercise of all outstanding derivative positions at any time should not exceed 25% of the value of the portfolio at that time. The Company may hedge exposure to changes in foreign currency rates in respect of its overseas investments.

## RESULTS AND DIVIDENDS

At the year end the share price was 660.0p per ordinary share (2022: 634.00p). The net asset value (debt at fair value) per ordinary share was 713.73p (2022: 686.69p).

The Directors declared a third interim dividend for the year ended 31 March 2023 of 6.70 pence per ordinary share (2022: 6.40 pence), an increase of 4.7% compared with each of the first two interim dividends. This dividend is payable on 26 May 2023 to ordinary shareholders on the register on 5 May 2023. The shares were quoted ex-dividend on 4 May 2023.

The Board is recommending a final dividend of 6.70p per share which is the same as the third interim dividend declared last month, implying a full year payout of 26.20 pence per share. This represents an increase of 5.6% compared with the total underlying ordinary dividends paid for the financial year to 31 March 2022.

## PERFORMANCE

The Board reviews the Company's performance by reference to a number of key performance indicators (KPIs) which are shown on page 2. Notwithstanding that some KPIs are beyond its control, they are measures of the Company's absolute and relative performance. The KPIs assist in managing performance and compliance and are reviewed by the Board at each meeting.

The Chair's Statement on pages 5 to 7 gives a commentary on the performance of the Company during the year, the gearing and the dividend.

The Board reviews an analysis of expenditure at each Board meeting, and the Audit and Management Engagement Committees formally review the fees payable to the main service providers, including the Manager, on an annual basis.



The ongoing charges figure is calculated in accordance with the AIC methodology and is reviewed by the Board annually in comparison to peers.

The Board also regularly reviews the performance of the Company in relation to the 23 investment trusts in the UK Equity Income sector (including the Company). As at 31 March 2023 the Company was ranked 2nd by NAV performance in this sector over one year, 5th over three years and 10th over five years (source: Morningstar).

### OUTLOOK, INCLUDING THE FUTURE OF THE COMPANY

The main trends and factors likely to affect the future development, performance and position of the Company's business can be found in the Portfolio Manager's Report. Details of the principal risks affecting the Company can be found on pages 18 to 21.

### FINANCIAL POSITION AND BORROWINGS

The Company's balance sheet on page 58 shows the assets and liabilities at the year end. Borrowings at the year end comprised of £120 million of Unsecured Senior Loan Notes (2022: £20 million and £100m Debenture).

### PERFORMANCE ATTRIBUTION

		for year ended 31 March 2023 %
<b>Total Return Basis<sup>(1)</sup></b>		
NAV (debt at fair value)		7.9
Benchmark		2.9
Relative performance		5.0
<b>Analysis of Relative Performance</b>		
Portfolio total return		4.5
Benchmark total return <sup>(1)</sup>		2.9
Portfolio outperformance	[A]	1.6
Borrowings:		
Net gearing effect		0.4
Interest		(0.5)
Market value movement		3.8
Management fee		(0.4)
Other expenses		(0.1)
Tax		(0.1)
Share buybacks		0.3
Subtotal	[B]	3.4
Relative performance	[A+B]	5.0

<sup>(1)</sup> Source: Refinitiv.

**Performance Attribution** - analyses the performance of the Company relative to its benchmark index. The Analysis of Relative Performance estimate the quantum of relative performance that is attributable to each of the factors set out in this table. The table is intended to be indicative rather than precise; the accuracy of each estimate is determined by a variety of factors such as the volatility of investment returns over the year and intra-month, and the timing of income receipts and expenditure payments.

**Relative performance** - represents the arithmetic difference between the NAV and benchmark returns.

**Portfolio total return** - represents the return of the holdings in the portfolio including transaction costs, cash and income received, but excluding expenses incurred by the Company.

**Net gearing effect** - measures the impact of the unsecured senior loan notes and cash on the Company's relative performance. This will be positive if the portfolio has positive capital performance, total return is positive and negative if capital performance total return is negative.

**Interest** - the debenture stock, unsecured senior loan notes and bank facility interest paid has a negative impact on performance.

**Market value movement** - represents the change in market value of the Company's borrowings, measured to the end of the financial year or maturity from the start of the financial year or issuance, each as appropriate.

**Management fee** - the base fee reduces the Company's net assets and decreases returns.

**Other expenses and tax** - reduce the level of assets and therefore result in a negative effect on relative performance.

**Share buybacks** - measures the effect of ordinary shares bought back at a discount to net asset value on the Company's relative performance.

# INVESTMENTS IN ORDER OF VALUATION

AT 31 MARCH 2023

## UK LISTED ORDINARY SHARES UNLESS OTHERWISE STATED

Company	Sector	Value £'000	% of Portfolio
Shell	Oil, Gas and Coal	89,645	7.3
BAE Systems	Aerospace and Defence	69,124	5.6
Unilever	Personal Care, Drug and Grocery Stores	62,430	5.1
Tesco	Personal Care, Drug and Grocery Stores	61,692	5.0
NatWest	Banks	56,746	4.6
AstraZeneca	Pharmaceuticals and Biotechnology	54,874	4.5
Centrica	Gas, Water and Multi-Utilities	47,470	3.9
Ashtead	Industrial Transportation	43,275	3.5
Anglo American	Industrial Metals and Mining	41,372	3.4
HSBC	Banks	39,037	3.2
<b>TEN TOP HOLDINGS</b>		<b>565,665</b>	<b>46.1</b>
Weir	Industrial Engineering	37,609	3.1
RS Group	Industrial Support Services	33,579	2.7
Dunelm	Retailers	32,802	2.7
WPP	Media	32,583	2.7
Standard Chartered	Banks	31,345	2.5
Hays	Industrial Support Services	28,750	2.3
Compass	Consumer Services	27,658	2.3
GlaxoSmithKline	Pharmaceuticals and Biotechnology	26,696	2.2
Novartis - Swiss Listed	Pharmaceuticals and Biotechnology	24,125	2.0
Greggs	Personal Care, Drug and Grocery Stores	23,961	1.9
<b>TWENTY TOP HOLDINGS</b>		<b>864,773</b>	<b>70.5</b>
Serco	Industrial Support Services	22,259	1.8
Haleon	Pharmaceuticals and Biotechnology	22,175	1.8
Marks & Spencer	Retailers	22,107	1.8
Convatec	Medical Equipment and Services	20,939	1.7
Mondi	General Industrials	20,069	1.6
Admiral	Non-Life Insurance	19,666	1.6
BP	Oil, Gas and Coal	19,309	1.6
Whitbread	Travel and Leisure	17,881	1.5
Smith & Nephew	Medical Equipment and Services	17,222	1.4
easyJet	Travel and Leisure	16,689	1.4
<b>THIRTY TOP HOLDINGS</b>		<b>1,063,089</b>	<b>86.7</b>
Newmont - US Listed	Precious Metals and Mining	15,951	1.3
KPN - Dutch Listed	Telecommunications Service Providers	15,653	1.3
Thales - French Listed	Aerospace and Defence	15,644	1.3
CNH Industrial	Industrial Engineering	13,780	1.1
Bellway	Household Goods and Home Construction	12,638	1.0
Ascential	Software and Computer Services	12,627	1.0
Travis Perkins	Industrial Support Services	11,863	1.0
Redrow	Household Goods and Home Construction	11,712	0.9
Howden Joinery	Retailers	9,828	0.8
QinetiQ	Aerospace and Defence	8,618	0.7
<b>FORTY TOP HOLDINGS</b>		<b>1,191,403</b>	<b>97.1</b>
Roche - Swiss Listed	Pharmaceuticals and Biotechnology	8,424	0.7
Genuit	Construction and Materials	6,812	0.6
Intel - US Listed	Technology Hardware and Equipment	6,405	0.5
Marshalls	Construction and Materials	6,014	0.5
Siemens - German Listed	General Industrials	3,884	0.3
Publicis - French Listed	Media	3,707	0.3
Raven Property(S) - Preference shares	Real Estate Investment Services	-	-
Eurovestech(UQ)	Investment Banking and Brokerage Services	-	-
<b>TOTAL HOLDINGS 46 (2022: 50)</b>		<b>1,226,649</b>	<b>100.0</b>

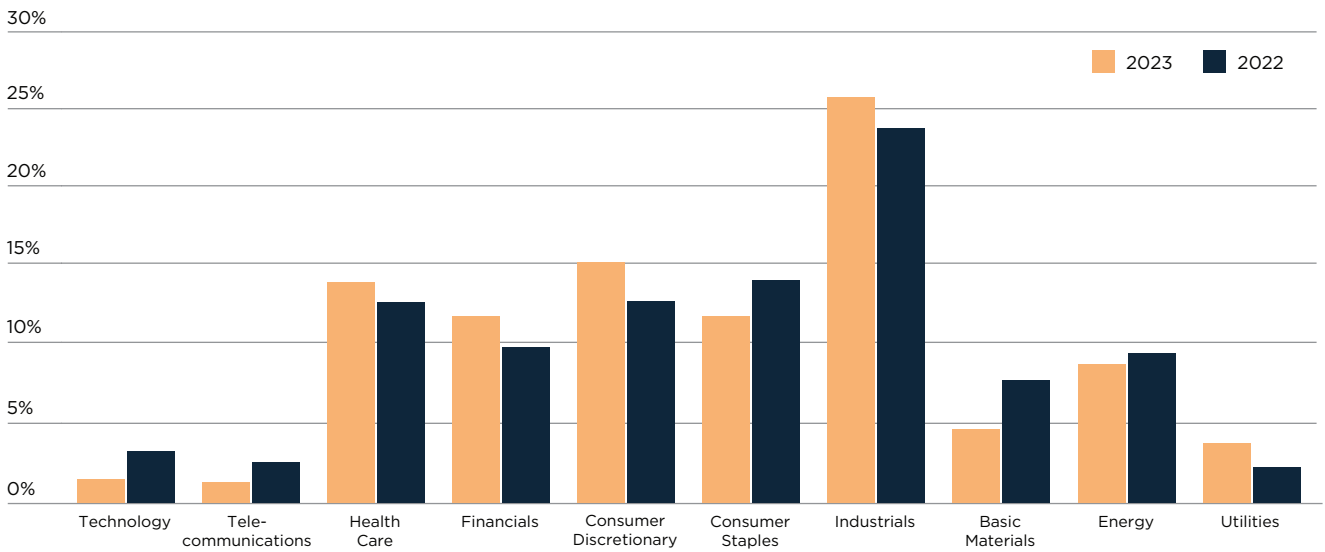
S - Delisted

UQ - Unquoted investment

# PORTFOLIO ANALYSIS

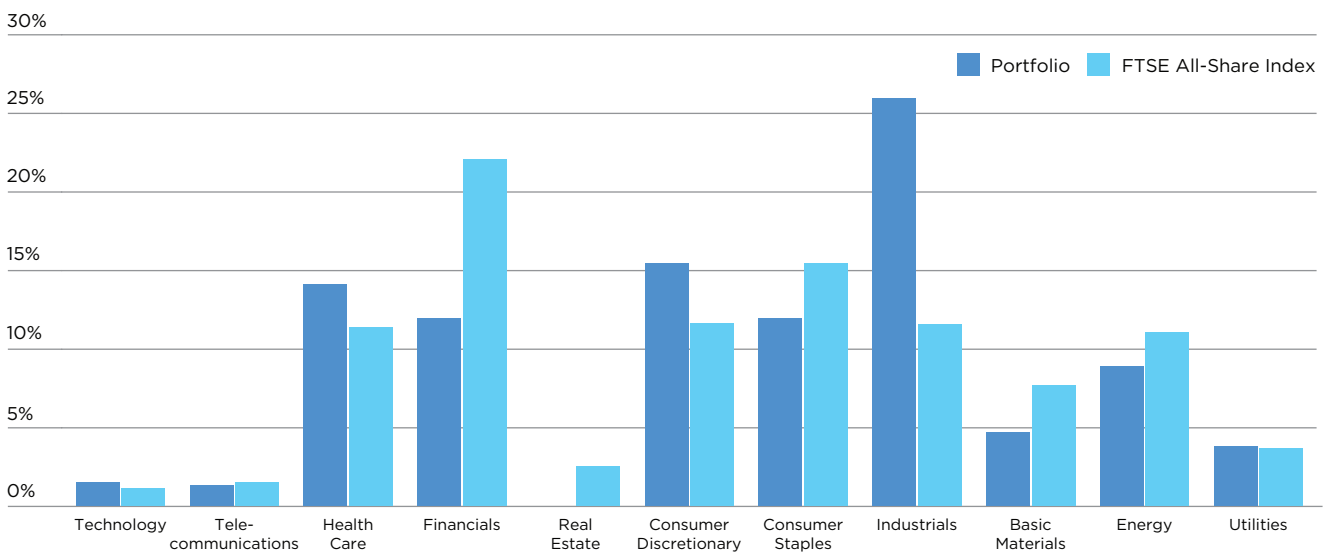
## Analysis of Portfolio by Industry

At 31 March 2023 and 2022



## Comparison of Portfolio to FTSE All-Share Index by Industry

At 31 March 2023



# PRINCIPAL RISKS AND UNCERTAINTIES

## RISK MANAGEMENT AND MITIGATION

The Manager (AIFM) is responsible for the portfolio management of the Company and for exercising the risk management function in respect of the Company. As part of this risk management function, the AIFM maintains a register of identified risks including emerging risks likely to impact the Company. This is updated regularly, following discussions with the Manager and highlighted to the Board.

The Board, through the Audit Committee and with the assistance of the Manager, regularly reviews a report of potential risks to the Company in the form of a risk control summary. The document includes a description of each identified risk, the mitigating action taken, reporting and disclosure to the Board and an impact and probability risk rating. The rating is given both prior to and after the Board's mitigation of each risk. The information is then displayed in matrix form which allows the Board to identify the Company's key risks. As the changing risk environment in which the Company operates has evolved, the total number of risks has fluctuated, with certain risks having been removed and new risks added with emerging risks actively discussed as part of this process and, so far as practicable, mitigated.

The composition of the Board is regularly reviewed to ensure its members offer sufficient knowledge and experience to assess, anticipate and mitigate these risks, as far as possible.

The Company's key long-term investment objectives are an increase in the net asset value per share in excess of the growth in the FTSE All-Share Index (the 'benchmark') and an increase in dividends in excess of the annual rate of UK inflation. The principal risks and uncertainties facing the Company are an integral consideration when assessing the operations in place to meet these objectives, including the performance of the portfolio, share price and dividends. The Board is ultimately responsible for the risk control systems but the day-to-day operation and monitoring are delegated to the Manager. The Board has carried out a robust assessment of the principal and emerging risks facing the Company, including those that would threaten its business model, future performance, solvency or liquidity. The following sets out a description of the principal and emerging risks and how they are being managed or mitigated.

## MARKET RISK

A great majority of the Company's investments are traded on recognised stock exchanges. The principal risk for investors in the Company is a significant fall and/or a prolonged period of decline in those markets. The Company's investments and the income derived from them are influenced by many factors such as general economic conditions, interest rates, inflation, a recurrence of a pandemic, geopolitical events, the war in Ukraine and government policies as well as by supply and demand reflecting investor sentiment. Such factors are outside the control of the Board and Manager and may give rise to high levels of volatility in the prices of investments held by the Company. The asset value and price of the Company's shares and its earnings and dividends may consequently also experience volatility and may decline.

Fluctuations in interest rates and exchange rates could reduce returns and lead to depreciation of the Company's net asset value.

Market risk is included in the risk control summary report that is prepared by the Manager and reviewed by the Board at each meeting. Additionally, the Board receives reports on the performance of the portfolio at each meeting. The portfolio is positioned by the Manager for medium to long-term returns.

## INVESTMENT PERFORMANCE RISK

The Board sets investment policy and risk guidelines, together with investment limits, and monitors adherence to these at each Board meeting. All individual investment decisions are delegated to the Portfolio Manager. The Portfolio Manager's approach is to construct a portfolio which should benefit from expected future trends in the UK and global economies. The Portfolio Manager is a long-term investor, prepared to take substantial positions in securities and sectors across a range of different types of stock. This reflects the Portfolio Manager's high conviction, stock-driven investment process and total return approach. Strategy, asset allocation and stock selection decisions by the Portfolio Manager can lead to underperformance of the portfolio relative to the benchmark and/or income targets.

The Portfolio Manager's style may result in a concentrated portfolio with significant overweight or underweight positions in individual stocks or sectors compared to the index and consequently, the Company's performance may deviate significantly, possibly for extended periods, from that of the benchmark. In a similar way, the Portfolio Manager manages other portfolios holding many of the same stocks as the Company which reflects the Portfolio Manager's high conviction style of investment management. This could increase the liquidity and price risk of certain

stocks under certain scenarios and market conditions. However, the Board and Portfolio Manager believe that the investment process and policy outlined above should, over the long term, meet the Company's objectives of Net Asset Value per share growth in excess of the benchmark and real dividend per share growth. Investment selection is delegated to the Portfolio Manager. The Board does not specify asset allocations. Information on the Company's performance against the benchmark and peer group is provided to the Board at each Board meeting. The Board uses this to review the performance of the Company, taking into account how performance relates to the Company's objectives. The Portfolio Manager is responsible for monitoring the portfolio selected and seeks to ensure that individual stocks meet an acceptable risk-reward profile.

As described in the investment policy, derivatives may be used provided that the market exposure arising is less than 25% of the value of the portfolio.

Investment Performance risk is included in the risk control summary report that is prepared by the Manager and reviewed by the Board at each meeting. The Board also receives reports on the performance of the portfolio and on compliance with the Company's investment policy guidelines from the Manager at each meeting. As part of the annual assessment, the Board reviews the performance of the Manager and the management contract at the Management Engagement Committee meeting.

The Board also reviews the annual depository report and report from the compliance department of the Manager and any breaches of the investment policy, limits or guidelines are reported immediately to the Board and Audit Committee Chairs.

Investment risk is increased through the Company's borrowing, namely the £120m Unsecured Senior Loan Notes. This facilitates additional investment exposure than would be the case for an unleveraged portfolio; if the investments fall in value, this will increase the adverse impact on performance. On a routine basis the Board monitors the appropriateness of gross and net gearing levels, and the amount of headroom above minimum NAV levels as agreed with the lenders.

### **INCOME/DIVIDEND RISK**

The Company is subject to the risk that income generation from its investments fails to reach the level of income required to meet its objectives.

The Board monitors this risk through the review of detailed income and dividend forecasts and comparison against budget. These are contained within the Board papers and

the Board considers the level of income at each meeting. Revenue estimates are presented at each Board meeting and Board committee meeting which determine the three interim dividends and propose the final dividend.

The Board also takes into account the size of the Company's accumulated income and capital reserves which can be used to supplement dividends for a period where income levels alone do not cover the proposed dividend payments.

### **SHARE PRICE RISK**

There is a risk that the Company's prospects and NAV may not be fully reflected in the share price from time-to-time and that the Company's objectives are no longer meeting investors' expectations.

The share price is monitored on a daily basis and, at the request of the Board, the Company is empowered to repurchase shares within agreed parameters which are regularly reviewed with the Company's broker. The discount at which the shares trade to NAV can be influenced by share repurchases. During the year, the Company repurchased 5,601,604 shares for holding in treasury (2022: 1,104,800).

Risk management activity includes systematic reviews of the investment objective and investment strategy and regular dialogue with major shareholders and marketing activities.

Share price risk is included in the risk control summary report that is prepared by the Manager and reviewed by the Board at each meeting. In addition, the Board monitors the Company's investment performance against its stated objectives and peer group and reviews the marketing report at every Board meeting.

### **CORPORATE GOVERNANCE AND INTERNAL CONTROLS RISK**

The Board has delegated to third-party service providers the management of the investment portfolio, depository and custody services (which include the safeguarding of the assets), registration services, accounting and company secretarial services.

The principal risks arising from the above contracts relate to the performance of the Manager, the performance of administrative, registration, depository, custodial and banking services, and the failure of information technology systems used by third-party service providers. These risk areas could lead to the loss or impairment of the Company's assets, inadequate returns to shareholders and loss of investment trust status. Consequently, in respect of these activities the Company is dependent on the Manager's control systems and those of its administrator, depository, custodian and registrar.

## PRINCIPAL RISKS AND UNCERTAINTIES / CONTINUED

An annual review of the control environments of all service providers is carried out by the Company Secretary who provides an assessment of these risks and the operation of the controls for consideration by the Audit Committee and is formally reported to and considered by the Board.

Investment trust status is assessed by the Manager, reviewed at every Board meeting and confirmed by the Audit Committee and HMRC annually. Taxation matters are dealt with by independent accountants.

### RELiance ON THE MANAGER AND OTHER THIRD-PARTY PROVIDERS RISK

The Company is reliant upon the performance of third-party service providers for its executive function and other service provisions. The Company's most significant contract is with the Manager, to whom responsibility for the management of the Company's portfolio is delegated. The Company has other contractual arrangements with third parties to act as administrator, company secretary, registrar, depositary and broker. The Company's operational structure means that all cyber risk (information and physical security) arises at its third-party service providers, including fraud, sabotage or crime against the Company. Failure by any service provider to carry out its obligations to the Company in accordance with the terms of its appointment could have a materially detrimental impact on the operation of the Company and could affect the ability of the Company to pursue successfully its investment policy and expose the Company to risk of loss or to reputational risk.

In particular, the Manager performs services which are integral to the operation of the Company. The Manager may be exposed to the risk that litigation, misconduct, operational failures, negative publicity and press speculation, whether or not it is valid, will harm its reputation. Any damage to the reputation of the Manager could result in counterparties and third parties being unwilling to deal with the Manager and by extension the Company. This could have an adverse impact on the ability of the Company to pursue its investment policy.

The Board seeks to manage these risks in a number of ways:

- The Company Secretary reviews the performance and the service organisation control reports of third-party service providers and reports to the Board on an annual basis at the Audit Committee meeting.
- The Board reviews the performance of the Manager at every Board meeting and otherwise as appropriate. The Board has the power to replace the Manager and reviews the management contract formally once a year.

- The day-to-day management of the portfolio is the responsibility of the named Portfolio Manager, James de Uphaugh, Head of the Liontrust Global Fundamental team. James joined Liontrust in April 2022 as part of the acquisition of Majedie Asset Management Limited where he was Chief Investment Officer. He is a Fund Manager and Analyst with 34 years' investment experience in UK and international equity markets. James is responsible for co-managing the UK Equity Fund of Liontrust and managing The Edinburgh Investment Trust plc.
- The risk that the Portfolio Manager might be incapacitated or otherwise unavailable is mitigated by the fact that he works within, and is supported by, the wider Liontrust team. Moreover, Chris Field, as Deputy Portfolio Manager, would be able to manage the portfolio if James de Uphaugh was unable to do so for any reason.
- The Board has set guidelines within which the Portfolio Manager is permitted wide discretion. Any proposed variation outside these guidelines is referred to the Board and compliance with the guidelines and the guidelines themselves are reviewed at every Board meeting.

### PHYSICAL AND TRANSITIONAL CLIMATE CHANGE

Globally, climate change effects are already emerging in the form of changing weather patterns. Extreme weather events could potentially impair the operations of individual investee companies, potential investee companies, their supply chains and their customers. Legislative changes are driving an economic adjustment towards a low-carbon economy. There are considerable risks to the value, business model and operations of investee and potential investee companies due to stranded assets and how investors, financial regulators and policymakers respond to climate concerns. The Portfolio Manager takes such risks into account, along with the downside risk to any company – whether in the form of its business prospects, market valuation or sustainability of dividends – that is perceived to be making a detrimental contribution to climate change. Further details on the Portfolio Manager's process for considering climate risk relating to each portfolio holding are supplied in the s.172 statement on page 23. The Company invests in a broad portfolio of businesses with operations spread geographically, which should limit the impact of location-specific weather events.

Climate change related risks are regularly monitored by the Manager and reviewed by the Board at every meeting as required, together with any new guidance.

## OTHER RISKS

The Company is subject to laws and regulations by virtue of its status as an investment trust and is required to comply with certain regulatory requirements that are applicable to listed closed-ended investment companies. The Company is subject to the continuing obligations imposed by the UK Listing Authority on all companies whose shares are listed on the Official List.

The Manager reviews compliance with investment trust tax conditions and other financial and regulatory requirements on a daily basis with any issues being immediately brought to the attention of the Board.

The Company may be exposed to other business, strategic and political risks in the future, as well as regulatory risks (such as an adverse change in the tax treatment of investment companies), credit, liquidity and concentration risks. The risk control summary report allows the Board to consider all these risks, the measures in place to control them and the possibility of any other risks that could arise.

The Board ensures that satisfactory assurances are received from the service providers. The Manager's compliance officers produce regular reports for review by the Company's Audit Committee.

Additionally, the depositary monitors stock, cash, borrowings and investment restrictions throughout the year. The depositary reports formally once a year and also has access to the Company Chair and the Audit Committee Chair if needed during the year.

Please see note 16 on page 70 to read more about risk management and financial instruments.

## EMERGING RISKS

The Board has put in place robust procedures to assist with identifying emerging risks that arise from existing risks or from new situations. The Board is kept informed through its advisors and Manager regarding any political, economic, legal or regulatory changes that it is anticipated may significantly affect the Company.

For example, there are currently a growing number of risks as a result of emerging geopolitical factors that may translate into greater stock market risk, as well as heightened macro-economic changes in inflation, interest rates and energy costs, the ever-evolving global regulatory and trade environments and a risk of re-emergence of a global pandemic. Geopolitical factors include the war in Ukraine, Scottish independence and global supply chain issues. Whilst these risks currently exist, their extent and long-term impact are yet to emerge but they are regularly assessed by the Manager and the Board.

## VIABILITY STATEMENT

The Directors' view of the Company's viability has not changed since last year. The Company, as an investment trust, is a collective investment vehicle rather than a commercial business venture and is designed and managed for long-term investment. The Company's investment objective clearly sets this out. 'Long-term' for this purpose is considered by the Directors to be at least five years, a timeframe in which the accuracy of estimates and assumptions is deemed to be reasonable. The Company's viability has thus been assessed over that period. Five years is considered a reasonable time frame for a forecast, however, the life of the Company is not intended to be limited to that or any other period.

There are no current plans to amend the investment strategy, which has delivered long-term good investment performance above or in line with benchmark for shareholders and, the Directors believe, should continue to do so. The investment strategy and its associated risks are kept under constant review by the board.

In assessing the viability of the Company under various scenarios, the Directors undertook a robust assessment of the risks to which it is exposed (including the issues arising from the COVID-19 pandemic, Russia's invasion of Ukraine and climate change), as set out on page 18 together with mitigating factors. The risks of failure to meet the Company's investment objective, and contributory market and investment risks, were considered to be of particular importance. The Directors also took into account: the investment capabilities of the portfolio manager; the liquidity of the portfolio, with nearly all investments being listed and readily realisable; the Company's borrowings as considered in further detail in the Going Concern Statement on page 41; the ability of the Company to meet its liabilities as they fall due; the Company's annual operating costs and that, as a closed ended investment trust, the Company is not affected by the liquidity issues of open-ended companies caused by large or unexpected redemptions.

In taking account of these factors and on reviews conducted as part of the detailed internal controls and risk management processes set out on page 40, the Directors have undertaken a reverse stress test seeking to identify the financial circumstances that might result in the Company becoming unviable. This concluded that the viability of the Company may start to be challenged if the value of Total Shareholders Funds were to fall permanently by approximately 80% from the level at the year end, a fall that the Board considers to be near implausible having noted that since the inception of the Company's All-Share Index Total Return benchmark in December 1985, the largest fall over any calendar year has been 29.9%, the largest fall over any rolling five year period was 28.8% and the largest fall over any period was 42.9% (all based on benchmark calendar month end values).

Based on the above, and assuming there is no adverse change to the regulatory environment and tax treatment of UK investment trusts to the extent that would challenge the viability of the UK investment trust industry as a whole, the Directors have a reasonable expectation that the Company will be able to continue in operation and meet its liabilities as they fall due over the five year period of assessment.



# SECTION 172 STATEMENT, COMPANY SUSTAINABILITY AND STAKEHOLDERS

## BOARD RESPONSIBILITIES

The responsibilities of the Board include setting the Company's strategic aims, providing the leadership to put them into effect, supervising the Manager and reporting to shareholders on their stewardship. The Board is ultimately responsible for the direction, management, performance and long-term sustainable success of the Company.

The Board sets the Company's strategy and objectives, taking into account the interests of all its stakeholders. However, the Company has no employees and no customers in the traditional sense. Consistent with the Company's nature as an investment trust, the Board's principal concern has been, and continues to be, the interests of the Company's shareholders taken as a whole.

## COMPANY SUSTAINABILITY AND STAKEHOLDERS

A good understanding of the Company's stakeholders enables the Board to consider the potential impact of strategic decisions on each stakeholder group during the decision-making process. By considering the Company's purpose, vision and values, together with its strategic priorities, the Board aims for its decisions to be fair and take account of the interests of the key stakeholder groups. As an externally managed investment company, the Company does not have any employees. The Board considers its main stakeholders to be its shareholders, service providers, investee companies and the Manager.

## SECTION 172 STATEMENT

During the year under review, the Board believes that it has acted in good faith and discharged its duties under Section 172 of the Companies Act 2006 to promote the success of the Company for the benefit of its members as a whole and having regard to the interest of stakeholders and the factors set out in s172. The Board performed its role as outlined in the schedule of matters reserved for the Board and taking into account the interest of the key stakeholders during the decision-making process.

The following sections include examples of how the Company's stakeholders were considered during the key Board decisions. Key Board decisions include payment of dividends, liquidity management via share issuance and buy-backs, marketing, performance evaluation, negotiation on debt and re-appointment of the Investment Manager and other key service providers, ESG integration into investment decisions and Board succession planning. Please see the table below for a reference to where this information can be found:

Section 172 statement area	Reference
The likely consequences of any decision in the long-term	See Chair's Statement on page 5, The Portfolio Manager's Report, Core Investment Beliefs and Business Review on pages 9 to 15, Going Concern and Viability Statements on pages 41 and 22 and Stakeholder Engagement section below.
The interests of the Company's employees	As a closed-ended investment company, the Company has no employees. Stewardship section on page 25 refers to how the Company assesses its impact on the social issues.
The need to foster the Company's business relationships with suppliers, customers and others	As a closed-ended investment company, the Company has no customers in the traditional sense. See Stakeholder Engagement section below Principal Risks and Uncertainties on page 18 and Stewardship section on page 25 on how the Company assesses its impact on and engages with its key stakeholders.
The impact of the Company's operations on the community and environment	See Principal Risks and Uncertainties on page 18, Stewardship section on page 25 and ESG matters disclosure below on how the Company assesses its impact on the community and environment of its investee companies.
The desirability of the Company maintaining a reputation for high standards of business conduct	See Stakeholder Engagement section on page 24, Anti-Bribery and Corruption and Modern Slavery disclosures on pages 26-27.
The need to act fairly as between members of the Company	See Stakeholder Engagement section on page 24 and Corporate Governance Report on pages 29 to 44.

## SECTION 172 STATEMENT, COMPANY SUSTAINABILITY AND STAKEHOLDERS / CONTINUED

**ENGAGEMENT WITH SHAREHOLDERS**

Shareholder relations are given high priority by both the Board and the Manager and the Board welcomes feedback from shareholders throughout the year. The prime medium by which the Company communicates with shareholders is through the half-yearly and annual financial reports, which aim to provide shareholders with a full understanding of the Company's activities and results. This information is supplemented by the daily publication of the net asset value, monthly factsheets as well as dividend and other announcements.

Feedback from shareholders forms part of the discussion at all Board meetings and at the Board's annual strategy meeting which involves consideration of how the Company is meeting shareholder expectations.

Shareholders can also visit the Company's website [www.edinburgh-investment-trust.co.uk](http://www.edinburgh-investment-trust.co.uk) in order to access copies of the annual and half-yearly financial reports, pre-investment information, Key Information Documents (KIDs), proxy voting results, factsheets and stock exchange announcements. The Company's website also hosts videos and other applicable written materials by the Manager to enhance the information available. Shareholders can send their questions using a dedicated section of the Company's website.

Typically, at each AGM, a presentation is made by the Manager following the formal business of the meeting and shareholders have the opportunity to attend, vote and most importantly to communicate directly with the Manager and Board. Presentations to both institutional shareholders and analysts also follow the publication of the annual results. The Company held a physical AGM with virtual attendance on 21 July 2022 which allowed shareholders to join via a live weblink and to submit questions during the meeting. In addition to the AGM and presentations, the Board and Manager hosted a shareholder event in London on 22 September 2022. The Chair uses these events to lead the Company's engagement with its shareholders. Please see page 77 for the notice of 2023 Annual General Meeting and page 7 for details of the 2023 shareholder event.

Regular dialogue is maintained between the Manager and major institutional shareholders throughout the year to discuss aspects of investment performance, governance and strategy and to listen to shareholder views in order to help develop an understanding of their issues and concerns. All meetings between the Manager and shareholders are reported to the Board.

There is a clear channel of communication between the Board and the Company's Shareholders via the Company Secretary. The Company Secretary passes to the Chair all correspondence addressed to the Board of the Company.

The strategy of the Company is reviewed by the Board on an annual basis. At the strategy day in September 2022 the Board discussed discount management, marketing and board recruitment. Whilst feedback from shareholders is sought regularly, shareholders' feedback provided by the Company's Broker and Manager is a major consideration at this meeting.

**ENGAGEMENT WITH THE MANAGER**

The Board has regular dialogue with and reports from the Manager on the portfolio of investments, including performance against set objectives and risk management and the Manager attends each Board meeting to provide updates and answer questions from the Board. The Board has also discussed the AIFM's responsibility under the Consumer Duty Act with the Manager and received comfort as to how those responsibilities will be met.

**ENGAGEMENT WITH SERVICE PROVIDERS**

As an externally managed investment trust, the Company conducts all its business through its key service providers. The Board believes that maintaining a collaborative relationship with each of the Company's service providers is essential to the Board's decision-making and the ongoing success of the Company. At least annually the Board reviews the performance and services of its key service providers including the Manager and receives and considers the internal control reports on a quarterly basis covering their operations, policies and control environments.

The Board reviews the quarterly reports of the service providers and whether the services meet the requirements of the Company, represent value for money and are therefore in the best interests of shareholders. We expect to conduct ourselves fairly with all service providers, to maintain a reputation as a trusted, fair and reliable partner. The Board and/or delegates of the Board engage with key providers on a periodic basis through service review meetings or, by invitation, attendance at Board or committee meetings. Such engagement gives opportunity to both parties to discuss any challenges being experienced and potential solutions thereon, and to identify planned developments at the Company or the service provider. We aim to pay promptly and if in dispute, to engage openly to resolve matters in a timely manner.

Following the COVID-19 pandemic, the Board continues to ensure that service providers are as prepared as possible for all such eventualities which could disrupt the performance of their respective functions.

### ENGAGEMENT WITH INVESTEE COMPANIES

The Manager is a long-term investor and develops strong relationships with both investee and potential investee companies and reports their conversations back to the Board. Both the Board and the Manager believe that engagement with investee companies is positive, beneficial and welcomed.

Voting is a key activity in the dialogue with investee companies and these decisions are reported to the Board on a quarterly basis. Voting is undertaken by the same team that manages the portfolio assets rather than it being delegated to an independent third party.

The Board supports the Manager's approach to ESG in the context of its management of the portfolio, please see below on ESG matters and stewardship of investee companies.

### ENVIRONMENTAL SOCIAL AND GOVERNANCE ("ESG") MATTERS

As an investment company with no employees, property or activities outside investment, environmental policy has limited application, yet the Board is committed to taking a responsible approach to ESG matters. The Company's compliance with the AIC Code of Corporate Governance is detailed in the Corporate Governance Statement on page 32, which demonstrates the Company's own responsibilities on matters such as governance.

In respect of the Company's investments, the Manager and the other members of the investment team integrate ESG risks and opportunities (including climate change related risks) as part of a material assessment undertaken for all holdings. Consistent with the Manager's investment approach, this analysis is undertaken on a bottom-up, stock basis. The risks and opportunities that each holding faces over a three-to-five-year period are then identified and prioritised. Many of these issues can be sub-categorised as "E", "S" and "G" issues. The issues that are identified as the key ones are at the forefront of engagement discussions on holdings with the investee companies. These frequently include issues related to global warming, including those focused on transitional risks, legislation risks, and/or physical risks. The Manager is a signatory to the Principles of Responsible Investment ('PRI'). Further information is available at [www.liontrust.co.uk](http://www.liontrust.co.uk) and through the investment company ESG disclosures at [www.theaic.co.uk](http://www.theaic.co.uk).

The Board recognises that the most material way in which the Company can have an impact is through responsible ownership of its investments. See below how the Manager engages with the management of investee companies to encourage that high standards of ESG practice are adopted.

The Company made no political donations during the year in review.

### STEWARDSHIP CODE AND EXERCISE OF VOTING POWERS

The Board considers that the Company has a responsibility as a shareholder to ensure that high ESG standards are maintained in the companies in which it invests. One of the principal means of putting shareholder responsibility into practice is through the exercise of voting rights. The Company aims to provide investment specific active stewardship and the Company's voting rights are exercised on an informed and independent basis. The Manager has adopted a clear and considered policy towards its stewardship responsibility on behalf of the Company. The Manager takes steps to satisfy itself about the extent to which investee companies protect shareholder value and comply with local recommendations and practices, such as the UK Corporate Governance Code. The Manager's approach to corporate governance and the UK Stewardship Code can be found on the Manager's website at [www.liontrust.co.uk](http://www.liontrust.co.uk) together with a copy of the Manager's Stewardship Policy and the Manager's global proxy voting policy.

Members of the Manager's investment team are responsible for overseeing all aspects of the Stewardship process, including voting on all resolutions at all Annual General Meetings and Extraordinary General Meetings in the UK and overseas. The Manager assesses corporate governance, remuneration policies and, if deemed necessary, will challenge management where it is felt that the best interests of shareholders are not being met.

The Board reviews the Manager's voting record at each meeting. The table below demonstrates how the Manager voted during the year in review. The Manager voted at all meetings, except for an unlisted legacy holding in Raven Property.

## SECTION 172 STATEMENT, COMPANY SUSTAINABILITY AND STAKEHOLDERS / CONTINUED

	For	Against	Total Items	% Against
Audit Related	84	0	84	0.0%
Capitalisation	186	5	191	2.6%
Company Articles	9	1	10	10.0%
Compensation	73	11	84	13.1%
Corporate Governance	1	0	1	0.0%
Director Election	436	13	449	2.9%
Director Related	7	0	7	0.0%
Environmental	6	2	8	25.0%
Miscellaneous	2	0	2	0.0%
Non-Routine Business	4	0	4	0.0%
Routine Business	87	1	88	1.1%
Social <sup>1</sup>	4	21	25	84.0%
Strategic Transactions	4	0	4	0.0%
Takeover Related	37	0	37	0.0%
Total	940	54	994	5.4%

The Managers' policy is to invest in well managed companies with robust ESG policies. The examples below demonstrate how the Manager voted on certain ESG issues and its rationale behind it.

- NatWest Group. Resolution summary: to re-elect Frank Dangeard as Director. The Manager voted against this proposal because, in addition to his role as NED of the Company, Frank Dangeard serves on the boards of three other publicly listed companies. Furthermore, he is the Chair of the Board in two of those companies. This could potentially compromise his ability to commit sufficient time to his role at NatWest Group. The outcome of the vote was that the resolution was passed, albeit with 20% of votes against. We will continue to engage with the management on this issue.
- RS Group. Resolution summary: to approve the company's remuneration policy. Although it was a contentious policy, with some third-party advisors recommending their clients to vote against it, the Manager supported the resolution. The Manager believe the CEO and Financial Director have done an outstanding job in reversing the fortunes of the company and positioning the business for long term success. It is important for the remuneration to be competitive. Moreover, the award targets are extremely stretching and have the strong underpinning of the 20% ROCE<sup>2</sup> condition. The resolution was passed, albeit with over 39% of votes against.

<sup>1</sup> The large number of against votes relates to a policy of voting against UK Political Donations and Expenditure.

<sup>2</sup> The term return on capital employed (ROCE) refers to a financial ratio that can be used to assess a company's profitability and capital efficiency.

- Shell Group. Resolution summary: this was a shareholder-filed resolution, which requested Shell to set and publish targets for greenhouse gas (GHG) emissions. The Manager voted against this proposal as it was considered unnecessary, because a separate management-filed proposal at the same meeting, to approve the Shell energy transition progress update, showed good progress with the plan. The shareholder-filed resolution was therefore redundant as Shell had already disclosed those targets. The resolution was not passed, with 80% of votes against.
- Ashtead Group. Resolution summary: to approve the company's remuneration report. The Manager voted against this management proposal. This was because the actions taken by the Remuneration Committee in response to the significant levels of dissent recorded against the remuneration-related resolutions at the 2021 AGM were not considered sufficient to address the underlying concerns raised. The resolution was passed, with 33% of votes against the report. We will continue to engage with the management on this issue.

In addition, the Manager publishes an annual Responsible Capitalism report, providing cumulative voting statistics, full disclosure on voting policy and extracts of engagement for the year. The Manager publishes a quarterly voting record on its website [www.liontrust.co.uk](http://www.liontrust.co.uk).

#### MODERN SLAVERY DISCLOSURE

The Company aims to adopt the highest standards of conduct and is committed to integrating responsible business practices throughout its operations. The prevention of modern slavery is an important part of corporate good governance.

The Company is an investment vehicle and does not provide goods or services in the normal course of its business or have customers or employees. Accordingly, the Directors consider that the Company is not required to make any slavery or human trafficking statement under the Modern Slavery Act 2015.

### **ANTI-BRIBERY AND CORRUPTION**

It is the Company's policy to conduct its business in an honest and ethical manner. The Company takes a zero-tolerance approach to bribery and corruption and is committed to acting professionally, fairly and with integrity in all its business dealings and relationships wherever it operates. The Company's policy and the procedures that implement it are designed to support that commitment.

### **PREVENTION OF THE FACILITATION OF TAX EVASION**

The Board has adopted a zero-tolerance approach to the criminal facilitation of tax evasion.

### **GREENHOUSE GAS EMISSIONS AND STREAMLINED ENERGY AND CARBON REPORTING ('SECR')**

The Company has no employees, physical assets, property or operations of its own, does not provide goods or services and does not have its own customers. It follows that the Company has little or no direct environmental impact. In consequence, the Company has limited greenhouse gas emissions to report from its operations aside from travel to board meetings, nor does it have responsibility for any other sources of emissions under the Companies Act 2006 (Strategic Report and Directors' Reports) Regulations 2013. As the Company has no material operations and therefore has low energy usage, it has not included an energy and carbon report.

### **CONCLUSION**

The Directors believe that they have fulfilled their duties under s172 of the Companies Act 2006 in their deliberations on all matters. The Board takes into account the interests of all the Company's key stakeholders, as outlined above, in its decision-making which reflects the Board's belief that the long-term sustainable success of the Company is linked directly to its key stakeholders. Work of the Board and its Committees is described in the Governance Report on pages 29 to 44.

This Strategic Report was approved by the Board on 26 May 2023

Signed by order of the Board of Directors

### **APEX LISTED COMPANIES SERVICES (UK) LIMITED**

COMPANY SECRETARY / 26 MAY 2023

# GOVERNANCE



## THE DIRECTORS

All Directors are non-executive and considered independent.



**ELISABETH STEEMAN**  
Chair of the Board

Date of appointment:  
23 May 2019, became Chair on  
21 July 2022

Committees:

- M** Management Engagement
- N** Nomination Chair
- A** Audit

Elisabeth is currently an External Member of the Financial Policy Committee (FPC) and Financial Markets Infrastructure (FMI) Board of the Bank of England. She is an independent member of the board of US REIT W.P. Carey Inc, a member of the Supervisory Board of German REIT alstria AG and an External Member of the Audit and Risk Committee of The Asian Infrastructure Investment Bank. She is also a member of Council of the London School of Economics and a member of Council of the German British Chamber of Industry and Commerce. Previously, she was a senior advisor to the Bank of England's Prudential Regulation Authority and a member of the Supervisory Board of Aareal Bank AG.



**VICKY HASTINGS**  
Senior Independent Director

Date of appointment:  
23 May 2013, SID from 25 July 2019.

Committees:

- M** Management Engagement
- N** Nomination
- A** Audit

Victoria (Vicky) has over 30 years' experience in the investment management industry. Vicky is Chair of Henderson European Focus Trust plc and a non-executive director of Alliance Trust plc. She is also a trustee of Moorfields Eye Charity. In her executive career, she was a European Equity fund manager and then held investment leadership roles at Merrill Lynch Investment Managers and JO Hambro Capital Management. Previously held non-executive directorships include Investment Trusts as well as JPMorgan Asset Management UK Ltd and JPMorgan Asset Management International Ltd.



**AIDAN LISSER**  
Non-Executive Director

Date of appointment:  
27 May 2022

Committees:

- M** Management Engagement
- N** Nomination
- A** Audit

Aidan is the Chair of JPMorgan Emerging Markets Investment Trust plc, a non-executive director of Henderson International Income Trust plc and a board member of Chapter Zero UK, an organisation to assist non-executive directors with the impact of climate change. He is also a marketing ambassador for the Association of Investment Companies. He was formerly chief marketing officer and subsequently head of strategy for Investec Wealth & Investment. Before this he held senior marketing roles at Allianz Global Investors, Standard Chartered Bank and Unilever.

## THE DIRECTORS / CONTINUED



**ANNABEL TAGOE-BANNERMAN**  
Non-Executive Director

Date of appointment:  
7 February 2023

## Committees:

- M Management Engagement
- N Nomination
- A Audit

Annabel has considerable experience in senior roles within quoted UK operating companies within the retail, leisure, food and beverage sectors. Annabel is currently Group General Counsel and Company Secretary of Bakkavor Group plc, the FTSE 250 listed producer of freshly prepared food, where she also chairs the Diversity & Inclusion Forum. She was previously at Britvic plc and formerly General Counsel and a member of the Executive Committee of Ladbrokes plc. Prior to this Annabel trained and practised as a solicitor at SJ Berwin LLP (now King & Wood Mallesons).



**PATRICK EDWARDSON**  
Non-Executive Director

Date of appointment:  
11 February 2021

## Committees:

- M Management Engagement Chair
- N Nomination
- A Audit

Patrick joined Baillie Gifford in 1993 and became a partner in 2005. In a wide-ranging investment career, he managed bond, equity and multi-asset portfolios, was manager of the Scottish American Investment Company plc between 2004 and 2014 and led Baillie Gifford's multi-asset investment team until his retirement in 2020. He is currently managing director of Atheian Ltd, a family investment office and of CMH Hope Limited, a property investment company, a non-executive director of two other investment trusts (JPMorgan Multi Asset Growth and Income plc and North American Income Trust plc) and also a non-executive director at Tillit, the retail investment platform.



**STEVE BALDWIN**  
Non-Executive Director

Date of appointment:  
10 September 2018

## Committees:

- M Management Engagement
- N Nomination
- A Audit Chair

Steve is a Chartered Accountant. He is currently Chairman of TruFin plc, a non-executive director at Plus500 Ltd and a Trustee at Howard de Walden Estates Limited. He was formerly a non-executive director of Elegant Hotels Group plc and Panmure Gordon & Co plc. He was the Head of European Equity Capital Markets and Corporate Broking at Macquarie Capital until February 2015. Prior to this Steve was a Director at JPMorgan Cazenove for ten years and was a Vice President of Corporate Finance at UBS from 1995-1998.



# THE COMPANY'S CORPORATE GOVERNANCE FRAMEWORK

## THE BOARD AND COMMITTEES

The Board is ultimately responsible to shareholders for the direction, governance, management, performance and long-term sustainable success of the Company. The responsibilities of the Board include setting the Company's strategic aims, providing the leadership to put them into effect, supervising the Investment Manager and reporting to shareholders on their stewardship. In doing so, the Directors comply with their duties under section 172 of the Companies Act 2006.

The Board has established certain principal committees to assist it in fulfilling its oversight responsibilities, providing a dedicated focus on particular areas, as set out below. Terms of reference of the Board Committees are available on the Company's website at [www.edinburgh-investment-trust.co.uk](http://www.edinburgh-investment-trust.co.uk)

The Company's corporate governance framework is designed to support a closed-end externally managed investment company, where all of the Company's day-to-day management and administrative functions are outsourced to third parties. As a result, the Company has no executive Directors, employees or internal operations.

### The Board

**Chair** Elisabeth Stheeman, **Senior Independent Director** Vicky Hastings, **Four additional non-executive directors (NEDs)**

#### Chair

##### Key responsibilities:

- to provide leadership of the Board, ensuring its effectiveness in all aspects of its role;
- to set up agenda and ensure that adequate time is available for discussion;
- to promote a culture of openness ensuring that each Board member's views are considered;
- to ensure that Directors receive accurate, timely and clear information;
- to ensure the Board as a whole has a clear understanding of the views of shareholders;
- to ensure that the Board complies with its obligations under section 172 Companies Act 2006, by taking into account the needs of the Company's wider stakeholders;
- to ensure oversight of the Investment Manager and other external service providers; and
- to encourage constructive challenge and scrutiny of the performance of all outsourced activities.

#### Senior Independent Director (SID)

##### Key responsibilities:

- to provide a sounding board for the Chair;
- to serve as an intermediary for the other directors and shareholders; and
- to lead annual appraisal of the Chair's performance and recruitment process for the position of the Chair.

Audit Committee	Management Engagement Committee	Nomination Committee	Remuneration Committee Function
All NEDs	All NEDs	All NEDs	The Board as a whole performs this function
<b>Chair:</b> Steve Baldwin	<b>Chair:</b> Patrick Edwardson	<b>Chair:</b> Elisabeth Stheeman	
<b>Key responsibilities:</b> <ul style="list-style-type: none"> <li>- to oversee the control environment and financial reporting;</li> <li>- to make a recommendation for the appointment of the auditor; and</li> <li>- to review the performance of other service providers, including the auditor.</li> </ul>	<b>Key responsibilities:</b> <ul style="list-style-type: none"> <li>- to review regularly the management contract and the performance of the Manager.</li> </ul>	<b>Key responsibilities:</b> <ul style="list-style-type: none"> <li>- to review regularly the Board's structure, composition and performance; and</li> <li>- to make recommendations for any changes or new appointments.</li> </ul>	<b>Key responsibilities:</b> <ul style="list-style-type: none"> <li>- to set the remuneration policy of the Company.</li> </ul>

# CORPORATE GOVERNANCE STATEMENT

## FOR THE YEAR ENDED 31 MARCH 2023

### COMPLIANCE WITH THE AIC CODE

This Corporate Governance statement forms part of the Directors' Report. The Board is committed to maintaining high standards of Corporate Governance and is accountable to shareholders for the governance of the Company's affairs.

The Board of the Company has considered reporting against the principles and provisions of the AIC Code of Corporate Governance (the "AIC Code"). The AIC Code adapts the principles and provisions set out in the UK Corporate Governance Code (the "UK Code") to make them relevant for investment companies and includes supplementary guidance on issues that are of specific relevance to the Company.

The Board considers that reporting against the principles and provisions of the AIC Code, which has been endorsed by the Financial Reporting Council provides more relevant information to shareholders. This enables boards to make a statement that, by reporting against the AIC Code, they are meeting their obligations under the UK Code and associated disclosure requirements under paragraph 9.8.6 of the FCA's Listing Rules.

The AIC Code is available on the AIC website ([www.theaic.co.uk](http://www.theaic.co.uk)) and the UK Corporate Governance Code can be found on the Financial Reporting Council's website ([www.frc.org.uk](http://www.frc.org.uk))

Throughout the year ended 31 March 2023, the Company complied with the principles and provisions of the AIC Code, except for one provision regarding the remuneration committee as explained below.

Provision 37 states that the board should establish a remuneration committee of independent non-executive directors with a minimum membership of three, or in the case of smaller companies, two. The Board has resolved that a remuneration committee is not appropriate for a company of this size and nature. Remuneration is therefore regarded as part of the Board's responsibilities to be addressed regularly. The Board as a whole, comprising of independent non-executive directors, performs the function of the remuneration committee with the key responsibility to set the remuneration policy of the Company. Please see Directors Report on page 36 for the Board's responsibilities.

The UK Corporate Governance Code includes provisions relating to the role of the chief executive, executive directors' remuneration and the need for an internal audit function. For reasons set out in the AIC Code, the Board considers

these provisions not relevant to the position of the Company, being an externally managed investment company with no executive Directors, employees, or internal operations. It further considers an internal audit function unnecessary as the relevant issues are addressed through the Manager's own control environment which itself is subject to routine external independent review.

Information on how the Company has applied the principles of the AIC Code is provided in the Governance Section, including the Directors' Report as follows:

- the composition and operation of the Board and its committees are summarised on pages 31, and page 33 in respect of the Audit Committee;
- the Company's approach to internal control and risk management is summarised on page 40;
- the contractual arrangements with, and assessment of, the Manager are summarised on page 41;
- the Company's capital structure and voting rights are summarised on page 42;
- the substantial shareholders in the Company are listed on page 42;
- the rules concerning the appointment and replacement of directors are contained in the Company's Articles of Association and are discussed on pages 38 and 39. There are no agreements between the Company and its directors concerning compensation for loss of office;
- the annual powers to issue or buy back the Company's shares are explained in the notice of AGM on page 77; and
- any amendments to the Company's Articles of Association require a resolution to be passed by shareholders.

By order of the Board

**APEX LISTED COMPANIES SERVICES (UK) LIMITED**  
COMPANY SECRETARY

26 MAY 2023

# AUDIT COMMITTEE REPORT

FOR THE YEAR ENDED 31 MARCH 2023

## COMMITTEE COMPOSITION AND ROLE

The Audit Committee comprises all the Directors and the Committee has written terms of reference which clearly define its objective, authority, composition, roles, duties and responsibilities, including reporting. These were reviewed during the year, to ensure good practice and compliance with the latest AIC Code. They can be inspected at the registered office of the Company or viewed on the Company's website.

## AUDIT COMMITTEE RESPONSIBILITIES

The responsibilities of the Audit Committee include:

- consideration of the integrity of the annual and half-yearly financial reports prepared by the Manager, the appropriateness of the accounting policies applied and any financial judgements and key assumptions, together with ensuring compliance with relevant statutory and listing requirements;
- at the Board's request, advising it on whether the Committee believes the annual financial report taken as a whole is fair, balanced and understandable and provides the necessary information for shareholders to assess the Company's position and performance, business model and strategy;
- evaluation of the effectiveness of the internal control systems and risk management systems, including reports received on the operational controls of the Company's service providers and the Manager's whistleblowing arrangements;
- consideration of the scope of work undertaken by the Manager's compliance department, monitoring and reviewing the effectiveness of the Manager's and the Company's procedures for detecting fraud;
- management of the relationship with the external auditor, including evaluation of their reports and the scope, effectiveness, independence and objectivity of their audit, as well as making recommendations to the Board in respect of their appointment, re-appointment and removal and for the terms of their audit engagement;

- developing and implementing policy on the engagement of the external auditor to supply non-audit services; and
- considering annually whether there is a need for the Company to have its own internal audit function.

## AUDIT COMMITTEE ACTIVITIES

The Committee meets at least three times a year to review the internal financial and non-financial controls and the contents of the half-yearly and annual financial reports, including accounting policies and financial judgements. In addition, the Committee reviews the auditor's independence, objectivity and effectiveness, the quality of the services provided to the Company and, together with the Manager, reviews the Company's compliance with financial reporting and regulatory requirements as well as risk management processes. Representatives of the Manager's Compliance Department attend at least two meetings each year. Representatives of the auditor attend the Committee meetings at which the draft half-yearly and annual financial reports are reviewed and are given the opportunity to speak to Committee members in the absence of representatives of the Manager.

The external audit programme and timetable are drawn up and agreed with the auditor in advance of the end of the financial year and matters for audit focus are discussed and agreed. The auditor ensures that these matters are given particular attention during the audit process and reports on them, and other matters as required, in its report to the Committee. In addition, the Committee reviews any material issues raised by the auditor. There have been no such issues raised during the year. The auditor's report, together with reports from the Manager, the Manager's Compliance Department and the depositary, form the basis of the Committee's consideration and discussions with the various parties and any recommendations to the Board, including the Committee's recommendation to sign the 2023 financial statements.

## AUDIT COMMITTEE REPORT / CONTINUED

**ACCOUNTING MATTERS AND SIGNIFICANT AREAS**

For the year-end, the following accounting matters were identified for specific consideration by the Committee:

<b>Significant area</b>	<b>How addressed</b>
Accuracy of the portfolio valuation and controls related to the valuation process.	Actively traded listed investments are valued using stock exchange prices provided by third-party pricing vendors. Investments that are unlisted or not actively traded are valued using a variety of techniques to determine their fair value. This is set out in accounting policies note 1C(v). Any such valuations are carefully considered by the Manager's pricing committee and the Committee.
Proof of the existence of portfolio holdings.	The Manager and the depositary confirmed that the holdings shown in the accounting records agreed with the custodian records.
Recognition of investment income and the treatment of special dividends.	Investment income is recognised in accordance with accounting policies note 1F. The Manager provides detailed revenue estimates for the Board's review, and income is assessed to ensure it is complete and accounted for correctly. Careful consideration is given to special dividends. These are allocated to revenue or capital according to the nature of the payment by the underlying company and the allocation is also reviewed by the auditor.
The allocation of management fees and finance costs between revenue and capital.	The allocation is reviewed by the Committee annually taking into account the long-term split of returns from the portfolio both historic and projected, yield, the objectives of the Company, and the latest market practice of peers. The Committee last reviewed the allocation at its meeting in May 2023.

These matters were discussed with the Manager and the auditor in pre-year-end audit planning and were satisfactorily addressed through consideration of reports provided by, and discussed with, the Manager and the auditor at the conclusion of the audit process. As detailed below, the Company operates within a robust control environment and the Committee oversees the effectiveness of the controls of the Manager, custodian and administrator.

Consequently, and following a thorough review process of the 2023 annual financial report, the Audit Committee advised the Board that the report taken as a whole is fair, balanced and understandable and provides the information necessary for shareholders to assess the Company's position and performance, business model and strategy.

**REVIEW OF THE EXTERNAL AUDITOR, INCLUDING NON-AUDIT SERVICES**

The Committee evaluated the performance and effectiveness of the external auditor and their audit process. This included a review of the audit planning, execution and reporting and the quality of the audit work, results and audit team. This review sought the view of the Manager in their dealings with the

auditor. The Committee also considered the independence of PricewaterhouseCoopers LLP (PwC) and the objectivity of the audit process. No significant modifications were required to the external audit approach. Combining the output of all the above, and the Audit Committee Chair's and the Committee's direct interaction with PwC, the Committee concluded that it continued to be satisfied with the performance of PwC and that the auditor continued to display the necessary attributes of objectivity and independence.

Prior to any engagement for non-audit services, the Audit Committee considers whether the skills and experience of the auditor make them a suitable supplier of such services and ensures there is no threat to objectivity and independence in the conduct of the audit as a result. Excluding VAT and any expenses, the annual audit fee was £48,000 (2022: £41,000) and the non-audit fee was £nil (2022: £nil), see note 4 on page 64. The Committee does not believe that this has impaired the auditor's independence and objectivity. Non-audit services up to £5,000 do not require approval in advance of the Audit Committee; amounts in excess of this require the approval of the Audit Committee.

**AUDITOR**

PwC were appointed as the Company's Auditors at the AGM on 25 July 2019 and were re-appointed on 21 July 2022. After due consideration, the Committee recommends the re-appointment of PwC and their re-appointment will be put forward to the Company's shareholders at the 2023 AGM.

**INTERNAL CONTROLS AND RISK MANAGEMENT**

The Committee undertakes a robust assessment of the risks to which the Company is exposed by reference to a risk control summary, which maps the risks, mitigating controls in place and relevant information reported to the Directors, throughout the year. The resultant ratings of the mitigated risks allow the Directors to concentrate on those risks that are most significant and also form the basis of the list of principal risks and uncertainties set out in the Strategic Report on pages 18 to 21.

The Committee, on behalf of the Board, is responsible for ensuring that the Company maintains a sound system of internal control to mitigate risk and safeguard the Company's assets. The effectiveness of the Company's system of internal controls, including financial, operational and compliance and risk management systems, is reviewed at least annually. Appropriate action is taken to remedy any significant failings or weaknesses identified from these reviews. No significant items were identified in the year. As part of this, the Committee receives and considers, together with representatives of the Manager, reports in relation to the operational controls of the Manager, accounting administrator, custodian, company secretary and registrar. These reviews identified no issues of significance during the year.

**INTERNAL AUDIT**

The Company, being an externally managed investment company with no employees, does not require its own specific internal audit function. Instead, it relies on the control environment of the Manager. An external firm, Grant Thornton, is engaged by the Manager to provide an independent review of its control environment. The Manager has been transparent with the Board in sharing the results of the review.

**COMMITTEE EVALUATION**

The Committee's activities fell within the scope of the review of Board effectiveness performed in the year. Details of this process can be found under 'Board, Committee and Directors' Performance Appraisal' on page 39.

Signed on behalf of the Board of Directors

**STEVE BALDWIN**

CHAIR OF THE AUDIT COMMITTEE

26 MAY 2023

# DIRECTORS' REPORT

FOR THE YEAR ENDED 31 MARCH 2023

## BUSINESS AND STATUS

The Company was incorporated and registered in Scotland on 1 March 1889 as a public limited company, registered number SC1836. It is an investment company as defined by section 833 of the Companies Act 2006 and operates as an investment trust within the meaning of the Corporation Tax Act 2010 and the Investment Trust (Approved Company) (Tax) Regulations 2011. HM Revenue & Customs have approved the Company's status as an investment trust and, in the opinion of the Directors, the Company has conducted its affairs so as to enable it to maintain such approval.

## CORPORATE GOVERNANCE

The Corporate Governance Statement set out on page 32 is included in this Directors' Report by reference.

## THE BOARD

At the year end the Board comprised six independent non-executive Directors. The Company's Corporate Governance Framework is set out on page 31. This shows the key objectives of the Board and also the membership and key objectives of the Board's committees which deal with specific aspects of the Company's affairs: the Audit, Management Engagement and Nomination Committees.

The Board regards all the Directors to be wholly independent of the Company's Manager.

### Chair

The Chair of the Company is Elisabeth Stheeman. She has been a member of the Board since 2019 and was appointed Chair on 21 July 2022.

### Senior Independent Director

The Company's Senior Independent Director is Vicky Hastings who was appointed to the role on 25 July 2019. Vicky will be retiring at the end of the forthcoming AGM of the Company to be held on 19 July 2023 and will be succeeded by Aidan Lisser.

### Board Balance and Diversity

The Board's policy for the appointment of non-executive directors is based on its belief in the benefits of having a diverse range of experience, skills, length of service and backgrounds, including but not limited to gender diversity. The Board has considered the recommendations of the Davies and Hampton-Alexander reviews as well as the Parker review but does not consider it appropriate to establish targets or quotas in these regards. The policy is always to appoint the best person for the job and there will be no discrimination on the grounds of gender, race, ethnicity, religion, sexual orientation, age or physical ability. The overriding aim of the policy is to ensure that the Board is composed of a combination of people with a range of business, financial or asset management skills and experience relevant to the direction and control of the Company for ensuring effective oversight of the Company and constructive support and challenge to the Manager.

The Board comprises six non-executive directors of which, at present, three are female. Summary biographical details of the Directors are set out on pages 29 and 30.

## Statement on Board Diversity – Gender and Ethnic Background

According to new requirements of the Listing Rules LR 9.8.6 R(9) and (11) (applicable for periods from 1 April 2022), the Company is required to include a statement in the annual financial report setting out whether it has met the following targets on board diversity as at 31 March 2023:

- 1) At least 40% of individuals on its board are women;
- 2) At least one of the senior board positions\* is held by a woman; and
- 3) At least one individual on its board is from a minority ethnic background.

The following tables set out the prescribed format for information in accordance with the requirements of LR 9 Annex 2.

### (a) Table for reporting on gender identity or sex

	Number of board members	Percentage of the board	Number of senior positions on the board (SID and Chair)
Men	3	50%	-
Women	3	50%	2
Not specified/ prefer not to say	-	-	-

### (b) Table for reporting on ethnic background

	Number of board members	Percentage of the board	Number of senior positions on the board (SID and Chair)
White British or other White (including minority white groups)	5	83%	2
Mixed Multiple Ethnic Groups	-	-	-
Asian/Asian British	-	-	-
Black/African/Caribbean/Black British	1	17%	-
Other ethnic group, including Arab	-	-	-
Not specified/ prefer not to say	-	-	-

\* The Company considers the positions of the Chair and Senior Independent Director (SID) to be senior positions of the Board.

The prescribed format includes provisions relating to the role of the chief executive officer (CEO), chief financial officer (CFO) and executive management. The Board considers these provisions are not relevant to the Company as it is an externally managed investment company. In particular, all of the Company's day-to-day management and administrative functions are outsourced to third parties. As a result, the Company has no CEO, CFO or executive management.

The Listing Rules require to include an explanation of the Company's approach to collecting the data used for the purposes of making the disclosures in LR 9.8.6 R(9) and (10). The Company Secretary circulated the above tables to each director to complete individually and collated the responses for inclusion in the annual financial report.

The Company has met the targets on board diversity as required by the Listing Rules as at 31 March 2023.

### BOARD RESPONSIBILITIES

The Board has overall responsibility for the Company's affairs. The Directors are equally responsible under UK law for promoting the success of the Company and for the proper conduct of the Company's affairs taking into consideration:

- the likely consequences of any decision in the long-term;
- the need to foster business relationships with its Manager, other service providers and advisors;
- the impact of the Company's operations on the community and the environment;
- the desirability of the Company maintaining a reputation for high standards of business conduct; and
- the need to act fairly between shareholders of the Company.

This is reported in the Section 172 Statement in the Strategic Report on page 23. The Board is committed to the prevention of corruption in the conduct of the Company's affairs and, taking account of the nature of the Company's business and operations, has put in place procedures for and on behalf of the Company that the Board considers adequate to prevent persons associated with it from engaging in bribery. It has a zero tolerance approach towards the criminal facilitation of tax evasion. In addition, the Directors are responsible for ensuring that their policies and operations are in the interest of all of the Company's shareholders and that the interests of creditors and suppliers to the Company are properly considered.

The Board has established a schedule of matters reserved for its consideration, which clearly define the Directors' responsibilities. The main responsibilities include:

- setting long-term strategy;
- setting the Company's objectives, policies and standards;
- ensuring that the Company's obligations to shareholders and others are understood and met;
- selecting an appropriate Manager;

- approving accounting policies and dividend policy;
- determining dividends payable;
- managing the capital structure;
- reviewing investment performance;
- assessing risk;
- approving borrowing;
- and reviewing, and, if agreed, approving recommendations made by the Board's committees.

The schedule of matters reserved for the Board will be available for inspection at the AGM and is otherwise available at the registered office of the Company and on the Company's website.

The Board ensures that shareholders are provided with sufficient information in order to understand the risk-reward balance to which they are exposed by holding their shares, through the portfolio details given in the half-yearly and annual financial reports, factsheets and daily NAV disclosures.

The Board meets at least five times each year. Additional meetings are arranged as necessary. Regular contact is maintained by the Manager with the Board between formal meetings. Board meetings follow a formal agenda, which includes a review of the investment portfolio with a report from the Manager on the current investment position and outlook, strategic direction, performance against stock market indices and the Company's peer group, asset allocation, gearing policy, cash management, revenue forecasts for the financial year, investment policy guidelines, marketing and shareholder relations, corporate governance, regulatory changes and industry and other issues.

To enable the Directors of the Board to fulfil their roles, the Manager and Company Secretary ensure that all Directors have timely access to all relevant management, financial and regulatory information. All directors have access to the advice of the Company Secretary, who is responsible for advising the Board on all governance matters.

There is an agreed procedure for the Directors, in the furtherance of their duties, to take legal advice at the Company's expense up to an initial cost of £10,000, having first consulted with the Chair.

Finally, the Board as a whole undertakes the responsibilities which would otherwise be assumed by a remuneration committee, determining the Company's remuneration policy. The Board takes into account all factors which are deemed necessary in order to ensure that members of the Board are provided with appropriate compensation and are, in a fair and responsible manner, rewarded for their individual contributions to the success of the Company. The remuneration of Directors is reviewed periodically and reported on in more detail in the Directors' Remuneration Report.

## DIRECTORS' REPORT / CONTINUED

**AUDIT INFORMATION**

The Directors confirm that, so far as they are aware, there is no relevant audit information of which the Company's auditor is unaware and each Director has taken steps that he or she ought to have taken as a director to make himself/herself aware of any relevant audit information and to establish that the Company's auditor is aware of that information. This confirmation is given and should be interpreted in accordance with the provisions of section 418 of the Companies Act 2006.

**THE COMMITTEES**

The Board has three committees: the Audit Committee, the Management Engagement Committee, and the Nomination Committee. Each committee has written terms of reference, which clearly define each committee's responsibilities and duties. The terms of reference of each committee are available for inspection at the AGM, at the registered office of the Company and also available on the Company's website.

**The Audit Committee**

The composition and activities of the Audit Committee are summarised in the Audit Committee Report on pages 33 to 35, which is included in this Directors' Report by reference.

**The Management Engagement Committee**

The Management Engagement Committee comprises all directors and is chaired by Patrick Edwardson. The Committee meets at least annually to review the investment management agreement and to review the services provided by the Manager and other key service providers. Additional meetings are arranged as necessary.

The Committee carries out a thorough review of the performance of the Manager including key metrics such as overall investment performance, investment process, risk management, individual stock performance, team resources, notice period, the Managers fees level, marketing strategy and relative fees.

During the year the Committee met twice to review and consider the performance and continued appointment of the Manager and other key service providers. The Committee scrutinised both the Manager's fee rate and all admin fees in comparison with similar income-generating UK equity products, in both the closed and open-ended sectors and is confident that the fees are appropriate.

This year sees the introduction of the Financial Conduct Authority's Consumer Duty regulation, which seeks to improve the quality of products and services to retail investors. Whilst the Company is not directly within the scope of the regulation, the Manager is through its roles as AIFM and distributor. The Committee has routinely liaised with the Manager during the year on its preparedness and developments with regards the consumer outcomes that cover products and services, price and value, consumer understanding, and consumer support, and will continue to do so into the future.

**The Nomination Committee**

All Directors are members of the Nomination Committee which is chaired by Elisabeth Stheeman. The Committee meets at least annually to review the composition of the Board and its committees and evaluate whether they have the appropriate balance of skills, experience, independence, and knowledge of the Company and make recommendations to the Board for the re-election of directors at AGMs. Additional meetings are arranged as necessary.

The Committee is also responsible for the succession planning and identifying and nominating to the Board suitable candidates, taking into consideration the balance of skills, knowledge, experience and independence of the Board and having regard for the benefits of diversity and the ability of any new director to devote sufficient time to the Company to carry out his or her duties effectively. See page 36 for Board's statement on ethnic and gender diversity.

During the year the Committee led the process for the appointment of two new non-executive directors. The Committee requested tenders from four executive recruitment specialists and after careful assessment of recruitment methodology and terms of service, Odgers Berndtson were engaged. The Company and the Directors have no other connection with Odgers Berndtson. The recruitment process included long and shortlist interviews involving all the existing directors and choice of a candidate leading to the appointment. As previously announced, Aidan Lisser joined the Board on 27 May 2022 and (as mentioned in the Chairs statement on page 7) Annabel Tagoe-Bannerman joined on 7 February 2023.

No Director has a contract of employment with the Company. Directors' terms and conditions of appointment are set out in letters of appointment which are available for inspection at the registered office of the Company and will also be available at the AGM. A Director can be removed from office without notice or compensation upon being served with a written notice signed by all the other Directors.

**APPOINTMENT, RE-ELECTION AND TENURE**

New Directors are appointed by the Board following recommendation by the Nominations Committee. The Articles of Association require that a Director shall be subject to election at the first AGM after their appointment and re-election at least every three years thereafter. However, in accordance with the UK Code of Corporate Governance, the Board has resolved that all Directors shall stand for annual re-election at the AGM.



On being appointed to the Board, Directors are fully briefed as to their responsibilities and are continually updated throughout their term in office on industry and regulatory matters. The Company Secretary and the Board have formulated a programme of induction training for newly appointed Directors. They have also put arrangements in place to address ongoing training requirements of Directors which include briefings from the Company Secretary and the Company's auditors which ensure that Directors are well briefed on new legislation and the changing risk environment.

The Board has noted the implication of the provisions in the UK Corporate Governance Code that non-executive directors who have served for more than nine years should be presumed not to be independent. The AIC does not believe that this presumption is appropriate for investment companies and therefore does not recommend that long-serving directors be prevented from forming part of the independent majority of an investment trust board. It is the Board's policy that all Directors, including the Chair, shall normally have tenure limited to nine years from their first appointment to the Board, except that the Board may determine otherwise if it is considered that the continued participation on the Board of an individual Director, or the Chair, is in the best interests of the Company and its shareholders. This is also subject to the Director's re-election annually by shareholders. The Board considers that this policy encourages regular refreshment and is conducive to fostering diversity. As we highlighted last year, whilst Vicky Hastings reached the tenth anniversary of her appointment to the Board during the year she was asked to stay on to smooth the transition for the new Chair but as expected will be retiring at the AGM on 19 July 2023 and is therefore not standing for re-election.

### **BOARD, COMMITTEE AND DIRECTORS' PERFORMANCE APPRAISAL**

The Directors recognise the importance of the AIC Code's recommendation in respect of evaluating the performance of the Board as a whole, the Committees of the Board and individual Directors.

In 2023 the Board appointed Lintstock Limited, an external consultant, to undertake a review of the Board and its Committees. The Company and the individual Directors have no other connection with Lintstock Limited.

The Board effectiveness review was externally facilitated by Lintstock Limited and tailored to the needs of the Company through a scoping exercise between a Lintstock Limited partner and Company's representatives. As part of the evaluation, key governance enablers of Board and Committee performance were reviewed, with a particular focus on the Company's strategic priorities, succession planning, and engagement with the Manager. The Board effectiveness review report and recommendations were presented to the Nomination Committee meeting by a Lintstock Limited partner in May 2023. The review was positive, and no critical issues were identified. The recommendations from the report were agreed by the Board. Key priorities identified for the year ahead include executing the agreed marketing strategy, long-term succession planning, and developing and broadening relationships with the Manager's wider team.

In addition to a self-assessment, the Chair conducted telephone meetings with each Director individually to discuss their performance and development needs. The Chair evaluated the skills and performance of each Director and concluded to take appropriate action when development needs arise and that each Director is making a positive contribution. Lintstock Limited also undertook a Chair appraisal which was highly satisfactory - the SID relayed back to the Chair privately and shared the highlights with the Board.

### **ATTENDANCE AT BOARD AND COMMITTEE MEETINGS**

All Directors are considered to have a good attendance record at Board and Committee meetings of the Company. The table below sets out the number of scheduled Directors' meetings held during the year and the number of meetings attended by each Director. In addition, Directors attended a number of ad hoc meetings during the year.

The number of scheduled meetings held during the year to 31 March 2023 and the attendance of individual Directors are shown in the table below:

## DIRECTORS' REPORT / CONTINUED

	Board	Audit Committee	Management Engagement Committee	Nominations Committee
Number of meetings (total possible/individual attendance)	5	3	2	2
Elisabeth Stheeman	5/5	3/3	2/2	2/2
Steve Baldwin	5/5	3/3	2/2	2/2
Patrick Edwardson	5/5	3/3	2/2	2/2
Vicky Hastings	5/5	3/3	2/2	2/2
Annabel Bannerman <sup>1</sup>	1/1	1/1	1/1	1/1
Aidan Lisser <sup>2</sup>	4/4	2/2	1/1	1/1
Glen Suarez <sup>3</sup>	2/2	1/1	1/1	1/1

<sup>1</sup> Annabel Bannerman was appointed on 7 February 2023

<sup>2</sup> Aidan Lisser was appointed on 27 May 2022

<sup>3</sup> Glen Suarez retired from the Board with effect from 21 July 2022

During the year in review, the individual Directors attended 100% of possible meetings of the Board and Committees.

## DIRECTORS

### Directors' Interests in Shares

The Directors' interests in the ordinary share capital of the Company are disclosed in the Directors' Remuneration Report on page 45.

### Disclosable Interests

No Director was a party to, or had any interests in, any contract or arrangement with the Company at any time during the year or at the year end.

### Director's Indemnities and Insurance

The Company maintains Directors' and Officers' liability insurance which provides appropriate cover for any legal action brought against its Directors. In addition, individual deeds of indemnity have been executed on behalf of the Company for each of the Directors under the Company's Articles of Association. Subject to the provisions of UK legislation, these deeds provide that the Directors may be indemnified out of the assets of the Company in respect of liabilities they may sustain or incur in connection with their appointment.

## CONFLICTS OF INTEREST

A Director must avoid a situation where he or she has, or can have, a direct or indirect interest that conflicts, or has the potential to conflict with the Company's interests. The Articles of Association of the Company give the Directors authority to authorise potential conflicts of interest and there are safeguards which apply when Directors decide whether to do so. First, only Directors who have no interest in the matter being considered are able to take the relevant decision, and second, in taking the decision the Directors must act in a way they consider, in good faith, will be most likely to promote the Company's success. The Directors can impose limits or conditions when giving authorisation if they think this is appropriate.

The Directors have declared any potential conflicts of interest to the Company. The register of potential conflicts of interests is kept at the registered office of the Company. It is reviewed regularly by the Board and Directors know to advise the Company Secretary as soon as they become aware of any potential conflicts of interest.

## STREAMLINED ENERGY & CARBON REPORTING 'SECR'

The Company's disclosure with respect to SECR reporting is given in the Strategic Report on page 27.

## PROPOSED DIVIDENDS

The Directors propose payment of a final dividend to shareholders, the details of this are given on page 14 of the Strategic Report.

## INTERNAL CONTROLS AND RISK MANAGEMENT

The AIC Code requires the Board to oversee the effectiveness of the Company's system of internal controls. The Board assumes its ultimate responsibility for the Company's system of internal controls and for monitoring its effectiveness. The Company's system of internal controls is designed to manage rather than eliminate risk of failure to achieve the Company's investment objective and/ or adhere to the Company's investment policy and/or investment limits. This system can therefore provide only reasonable and not absolute assurance against material misstatement or loss. The Board has undertaken a review of the aspects covered by the guidance and has identified risk management controls in the key areas of business objectives, accounting, compliance, operations and secretarial as being matters of particular importance upon which it requires reports.

The Board believes that the existing arrangements, set out below, represent an appropriate framework to meet the internal control requirements. By these procedures the Directors have kept under review the effectiveness of the internal control system throughout the year and up to the date of this report.

The Company's internal controls and risk management systems have been reviewed with the Manager against risk

parameters approved by the Board. The Board reviews a risk control summary at its quarterly Board meetings and an annual formal review of the risk procedures and controls in place at the Manager and other key service providers is performed.

The Audit Committee reviews and makes recommendations to the Board, at least annually, the effectiveness of the Company's system of internal controls, including financial, operational and compliance and risk management systems. The Board confirms that necessary actions would be taken to remedy any significant failings or weaknesses identified from their review and that no significant failings or weaknesses occurred throughout the year ended 31 March 2023 and up to the date of this annual financial report.

The Board reviews financial reports and performance against forecasts, relevant stock market criteria and the Company's peer group. In addition, the Manager and custodian maintain their own systems of internal controls and risk management and the Board and Audit Committee receive regular reports from the Compliance Department of the Manager. Formal reports are also produced annually on the internal controls and procedures in place for the operation of secretarial, administrative, custodial, investment management and accounting activities.

### GOING CONCERN

The financial statements have been prepared on a going concern basis. The Directors consider this is the appropriate basis as they have a reasonable expectation that the Company has adequate resources to continue in operational existence for the foreseeable future, being taken as at least twelve months after the signing of the balance sheet, for the same reasons as set out in the Viability Statement on page 22. In considering this, the Directors took into account both ongoing expenses and any obligations under the Company's borrowing (unsecured notes). In reaching this conclusion, the Directors have considered the liquidity of the Company's portfolio of investments as well as its cash position, income and expense flows. As at 31 March 2023, the Company held £22.4m (2022: £68.7m) in cash and cash equivalents and £1,226.7m (2022: £1,218.7m) in quoted investments. The Company's audited net assets as at 31 March 2023 were £1,139.3m (2022: £1,175.8m).

Given the level of market volatility experienced due to the impact of the COVID-19 pandemic and Russia's invasion of Ukraine, the Manager has performed stress tests on the Company's portfolio of investments under current conditions and the Board remains comfortable with the liquidity of the portfolio.

It is estimated that over 99% by value of the quoted investments held at the year-end could be realised in one month under normal market conditions.

The Board also considered the Company's obligations with respect to the Company's borrowing. On 30 September 2021, the Company announced an issue of £120m of long-term fixed

rate Unsecured Senior Loan Notes with a weighted average cost of 2.44% of which £20m was drawn in October 2021. The other £100m was drawn in September 2022 to repay the £100m 7.75% debenture on its maturity. These notes require the Net Assets of the Company to remain not less than £300m. The Board, which routinely monitors borrowing restrictions, does not anticipate difficulties in meeting this. The Company previously had a £25m revolving credit facility in place with The Bank of New York Mellon. This facility had not been utilised for a number of years and was not renewed when it matured in June 2022.

The total ongoing charges (excluding taxation, non-recurring legal and professional fees and finance costs) for the year ended 31 March 2023 were £6.1 million (2022: £6.0 million) or 0.53% of Net assets (2022:0.52%).

### THE MANAGER

On 4 March 2020, the Board appointed Majedie Asset Management Limited ('Majedie') as its Alternative Investment Fund Manager. As disclosed last year with effect from 1 April 2022, Liontrust Fund Partners LLP was appointed the Manager following completion of the acquisition of Majedie by Liontrust Asset Management Plc. The responsibility for the day-to-day investment management activities of the Company has been delegated to Liontrust Investment Partners LLP.

### Investment Management Agreement ('IMA')

The Manager provides investment and administration services to the Company under an investment management agreement dated 3 March 2020. The agreement is terminable by either party by giving not less than three months' notice.

The monthly management fee is calculated on 0.04000% on the first £500 million and 0.03875% on the remainder of the market capitalisation of the Company's ordinary shares at each month end and paid monthly in arrears (equivalent to an annualised fee of 0.480% on the first £500m and 0.465% on the remainder). There is no performance fee. In 2023 the Ongoing Charges ratio was 0.53%.

### Assessment of the Manager

The Management Engagement Committee has carried out a review of the Manager and following recommendation from the Committee, the Board considers that the continuing appointment of Liontrust Fund Partners LLP as Manager is in the best interests of the Company and its shareholders.

### COMPANY SECRETARY

The Board appointed Apex Listed Companies Services (UK) Limited (formerly Sanne Fund Services (UK) Limited) as a company secretary to the Company. The Board has continuous direct access to the advice and services of the corporate Company Secretary, who are responsible for ensuring that the Board and Committee procedures are followed, and that applicable rules and regulations are complied with. The Company Secretary provides full company secretarial services to the Company, ensuring

## DIRECTORS' REPORT / CONTINUED

that the Company complies with all legal, regulatory and corporate governance requirements and officiating at Board meetings and shareholders' meetings. The Company Secretary is also responsible to the Board for ensuring timely delivery of information and reports and that the statutory obligations of the Company are met. Finally, the Company Secretary is responsible for advising the Board through the Chair on all governance matters.

During the year, Apex Group plc acquired Sanne Fund Services (UK) Limited and subsequently the name of the Company's Company Secretary changed from Sanne Fund Services (UK) Limited to Apex Listed Companies Services (UK) Limited.

## SHARE CAPITAL

### Capital Structure

At the year end, the Company's allotted and fully paid share capital consisted of 195,666,734 ordinary and treasury shares of 25p each of which 30,190,209 shares are held in treasury. To enable the Board to take action to deal with any significant overhang or shortage of shares in the market, it seeks approval from shareholders every year to buy back and sell shares. No shares were issued in the year. During the year 5,601,604 ordinary shares were repurchased for holding in treasury at an average price of 632.40p per share (including costs). Since the year end up until 22 May 2023, being the latest practicable date before the printing of this report, 655,000 ordinary shares have been bought back for holding in treasury.

## SUBSTANTIAL HOLDINGS IN THE COMPANY

The Company has received notifications, or has otherwise made aware, in accordance with the Financial Conduct Authority's Disclosure Guidance and Transparency Rule 5 of the following interests (% as at the date of notification):

	Shares	%
Rathbone Investment Management	11,970,957	7.23

## RESTRICTIONS

There are no restrictions concerning the transfer of securities in the Company, no special rights with regard to control attached to securities, no agreements between holders of securities regarding their transfer known to the Company, no restrictions on the distribution of dividends and the repayment of capital, and no agreements to which the Company is party that might affect its control following a successful takeover bid.

## Voting

At a general meeting of the Company, every shareholder has one vote on a show of hands and, on a poll, one vote for each share held. The notice of general meeting specifies deadlines for exercising voting rights either by proxy or present in person in relation to resolutions to be passed at a general meeting.

## Repurchase Powers

The Board's current powers to repurchase shares and proposals for their renewal are disclosed on page 43.

## DISCLOSURES REQUIRED BY UKLA LISTING

### RULE 9.8.4

The above rule requires listed companies to report certain information in a single identifiable section of their annual financial reports. None of the prescribed information is applicable to the Company for the year under review.

## INDIVIDUAL SAVINGS ACCOUNT (ISA)

The ordinary shares of the Company are qualifying investments under applicable ISA regulations.

## BUSINESS OF THE ANNUAL GENERAL MEETING (AGM)

The following summarises the business of the forthcoming AGM of the Company, which is to be held on 19 July 2023 at 11.00am. The notice of the AGM and related notes can be found on pages 77 to 80. All resolutions are ordinary resolutions unless otherwise identified.

Resolution 1 is for members to receive and consider this Annual Financial Report (AFR), including the financial statements and auditor's report.

Resolution 2 is for members to approve the Annual Statement and Report on Remuneration for the year ended 31 March 2023.

Resolution 3 is to declare a final dividend for the year.

Resolutions 4 to 7 are to re-elect the Directors. Biographies of the Directors can be found on pages 29 and 30.

Resolution 8 is to elect Annabel Tagoe-Bannerman as a Director. Annabel's biography can be found in the Chair's Statement on page 5 and on page 30.

Vicky Hastings will not be offering herself for re-election at the AGM having completed a ten-year term as a director of the Company. All other Directors will stand for re-election by shareholders at the AGM. The Board has determined that each of the Directors is independent, continues to perform effectively and demonstrates commitment to their role. Their balance of knowledge and skills combined with their diversity and business experience makes a major contribution to the functions of the Board and its Committees.

Elisabeth Stheeman has extensive executive and non-executive experience in financial services and real estate and governance that bring highly relevant and valuable skills to the Board. Steven Baldwin is a Chartered Accountant and his experience in a range of industries brings a breadth of experience to the meetings. Patrick Edwardson has many years of investment experience as a fund manager and deep knowledge of the UK equity market and investment companies. Aidan Lisser has considerable experience as an investment trust non-executive director and is also a member of the Association of Investment Companies' Marketing

Committee. Annabel Tagoe-Bannerman has considerable experience in senior roles in commercial operations, law, governance as well as in diversity, equity and inclusion within quoted UK operating companies within the retail, leisure, food and beverage sectors.

Resolutions 9 and 10 are to re-appoint PricewaterhouseCoopers LLP as auditor and to authorise the Audit Committee to determine their remuneration.

### Special Business

Resolution 11: Authority to Allot Shares is an Ordinary Resolution seeking renewal of the current authority for the Directors to allot up to 10% of the issued ordinary share capital, this being an aggregate nominal amount of £4,891,668 as at 22 May 2023, (being the last practicable day prior to the publication of this Notice).

Special Resolution 12: Authority to Allot Shares is a Special Resolution which seeks renewal of the current authority to allot equity securities pursuant to a rights issue or to issue up to 10% of the issued ordinary share capital otherwise than in connection with a rights issue, dis-applying pre-emption rights. This will allow shares to be issued to new shareholders, within the prescribed limits, without having to be offered to existing shareholders first, thus broadening the shareholder base of the Company. The Directors will not dilute the interests of existing shareholders by using the authority to issue shares at a price which is less than the Net Asset Value (calculated with debt at fair value) of the existing shares in issue at that time. These authorities will expire at the next AGM of the Company or fifteen months after the passing of the resolutions, whichever is the earlier.

Special Resolution 13: Authority to Buy Back Shares. This resolution seeks to renew the Directors' authority to purchase up to 14.99% of the Company's issued share capital, this being 29,330,443 ordinary shares as at 22 May 2023, (being the last practicable day prior to the publication of this Notice). The authority will expire at the Company's next AGM or 15 months following the passing of this resolution, if earlier. The principal purpose of share buy-backs is to enhance the net asset value for remaining shareholders and purchases will only be made if they do so.

In accordance with the UK Listing Rules, the maximum price which may be paid for a share must not be more than the higher of:

- (i) 5% above the average of the mid-market values of the shares for the five business days before the purchase is made; and
- (ii) the higher of the price of the last independent trade in the shares and the highest then current independent bid for the shares on the London Stock Exchange. The minimum price which may be paid will be 25p per share, this being the nominal value of a share. In making purchases, the Company will deal only with member firms of the London Stock Exchange.

The Company will finance the purchase of ordinary shares by using its existing cash balance or borrowing facilities or by selling securities in the Company's portfolio.

The Directors might consider holding repurchased shares as treasury shares with a view to possible resale.

Special Resolution 14: Notice Period for General Meetings. The Shareholder Rights Directive increased the notice period for general meetings of companies to 21 days unless certain conditions are met in which case it may be 14 days' notice.

A shareholders' resolution is required to ensure that the Company's general meetings (other than Annual General Meetings) may be held on 14 days' notice. Accordingly, Special Resolution 14 will propose that the period of notice for general meetings of the Company (other than AGMs) shall not be less than 14 days' notice. It is intended that this flexibility will be used only where the Board believes it is in the best interests of shareholders as a whole, and an explanation will be provided.

The Directors have carefully considered all the resolutions proposed in the Notice of the AGM and, in their opinion, consider them all to be in the best interests of shareholders as a whole. The Directors therefore recommend that shareholders vote in favour of each resolution as they intend to do in respect of their own beneficial holdings.

By order of the Board

### APEX LISTED COMPANIES SERVICES (UK) LIMITED

COMPANY SECRETARY / 26 MAY 2023

# STATEMENT OF DIRECTORS' RESPONSIBILITIES

## IN RESPECT OF THE PREPARATION OF THE ANNUAL FINANCIAL REPORT

The Directors are responsible for preparing the annual financial report and financial statements in accordance with applicable law and regulations.

Company law requires the Directors to prepare financial statements for each financial year. Under that law they are required to prepare the financial statements in accordance with UK accounting standards, including FRS 102 **The Financial Reporting Standard applicable in the UK and Republic of Ireland.**

Under company law the Directors must not approve the financial statements unless they are satisfied that they give a true and fair view of the state of affairs of the Company and of its profit or loss for that period.

In preparing these financial statements, the Directors are required to:

- select suitable accounting policies and then apply them consistently;
- make judgements and estimates that are reasonable and prudent;
- state whether applicable UK accounting standards have been followed, subject to any material departures disclosed and explained in the financial statements;
- assess the Company's ability to continue as a going concern, disclosing, as applicable, matters related to going concern; and
- use the going concern basis of accounting unless they either intend to liquidate the Company or to cease operations, or have no realistic alternative but to do so.

The Directors are responsible for keeping adequate accounting records that are sufficient to show and explain the Company's transactions and disclose with reasonable accuracy at any time the financial position of the Company and enable them to ensure that its financial statements comply with the Companies Act 2006.

They are responsible for such internal controls as they determine are necessary to enable the preparation of financial statements that are free from material misstatement, whether due to fraud or error, and have general responsibility for taking such steps as are reasonably open to them to safeguard the assets of the Company and to prevent and detect fraud and other irregularities.

Under applicable law and regulations, the Directors are also responsible for preparing a Strategic Report, Directors' Report, Directors' Remuneration Report and Corporate Governance Statement that complies with that law and those regulations.

The Directors are responsible for the maintenance and integrity of the corporate and financial information included on the Company's website, which is maintained by the Company's Manager. Legislation in the UK governing the preparation and dissemination of financial statements may differ from legislation in other jurisdictions.

### RESPONSIBILITY STATEMENT OF THE DIRECTORS IN RESPECT OF THE ANNUAL FINANCIAL REPORT

We confirm that to the best of our knowledge:

- the financial statements, prepared in accordance with the applicable set of accounting standards, give a true and fair view of the assets, liabilities, financial position and profit or loss of the Company; and
- the Strategic Report includes a fair review of the development and performance of the business and the position of the Company, together with a description of the principal risks and uncertainties that it faces.

We consider the annual financial report, taken as a whole, is fair, balanced and understandable and provides the information necessary for shareholders to assess the Company's position and performance, business model and strategy.

Signed on behalf of the Board of Directors

**ELISABETH STHEEMAN**

CHAIR

26 MAY 2023

# DIRECTORS' REMUNERATION REPORT

FOR THE YEAR ENDED 31 MARCH 2023

This report has been prepared under the requirements of The Large and Medium-sized Companies and Group (Accounts and Reports) (Amendment) Regulations 2013.

The Company's auditor is required to audit certain of the disclosures provided in this Report. Where disclosures have been audited, they are indicated in this Report. The independent auditor's opinion is included on pages 50 to 56.

## REMUNERATION RESPONSIBILITIES

The Board has resolved that a remuneration committee is not appropriate for a company of this size and nature. Remuneration is therefore regarded as part of the Board's responsibilities to be addressed regularly. All Directors are non-executive and they all participate in meetings of the Board at which Directors' remuneration is considered.

## DIRECTORS' REMUNERATION POLICY

The Directors' Remuneration Policy (the 'Policy') is put before shareholders for approval every three years and was approved by shareholders at the AGM on 21 July 2022 and became effective on that date.

The policy is that the remuneration of Directors should be fair and reasonable in relation to that of other investment trusts and to the time commitment and responsibilities undertaken. It should also be reviewed relative to movements in the Retail Price Index and be sufficient and motivate appointees, as well as ensure that candidates of a high calibre are recruited to the Board but not be more than necessary for the purpose; and take into consideration any committee memberships and chairing duties.

Fees for the Directors are determined by the Board within the limits stated in the Company's Articles of Association ('Articles'). The maximum currently is £250,000 in aggregate per annum. The remuneration of the Directors is approved by the Board under The Matters Reserved for the Board document, which can be found, together with the Company's Articles or Association, in section Insights and Literature on the Company's website at [www.edinburgh-investment-trust.co.uk](http://www.edinburgh-investment-trust.co.uk)

Directors do not have service contracts. Directors are appointed under letters of appointment, copies of which are available for inspection at the registered office of the Company. Directors are entitled to be reimbursed for any reasonable expenses properly incurred by them in the

performance of their duties. Directors are not eligible for bonuses, pension benefits, share options or other incentives or benefits. There are no agreements between the Company and its Directors concerning compensation for loss of office.

Notwithstanding the above, the Company's Articles also provide that additional discretionary payments can be made for services which, in the opinion of the Directors, are outside the scope of the ordinary duties of a Director.

The level of Directors' remuneration is reviewed annually, although such review will not automatically result in any changes. This Directors' Remuneration Policy will apply to any new directors, who will be paid the appropriate fee based on the Directors' fees level in place at the date of appointment. The Board will consider, where raised, shareholders' views on Directors' remuneration.

The Board may amend the level of remuneration paid to Directors within the parameters of the Directors' Remuneration Policy. This Directors' Remuneration Policy is the same as that currently followed by the Board as disclosed in last year's Directors' Remuneration Report.

The Company has no employees and consequently has no policy on the remuneration of employees.

## ANNUAL STATEMENT ON DIRECTORS' REMUNERATION

For the year ended 31 March 2023, fees paid to the Directors per annum were:

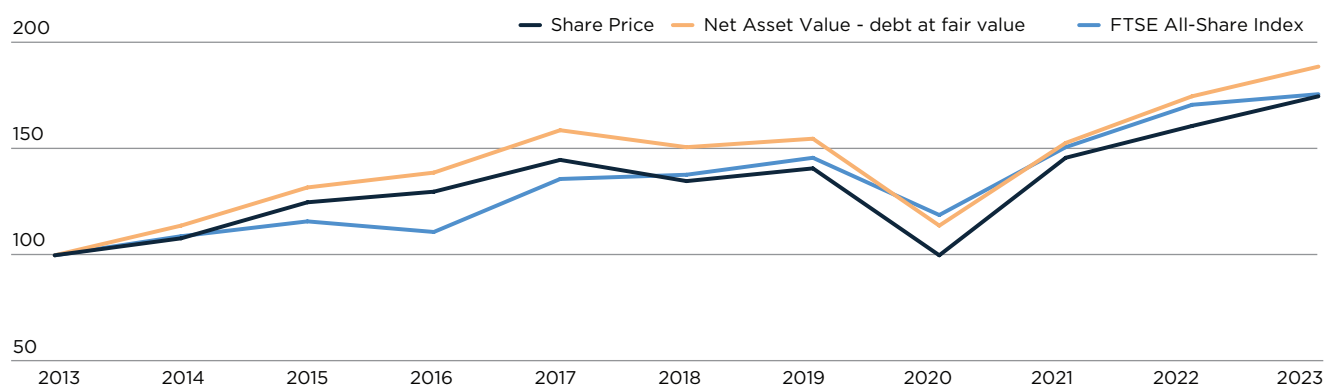
Role	Current fee from 1 December 2022 £	Previous fee before 1 December 2022 £	Percentage increase during the year %
Chair	44,000	44,000	-
Senior Independent Director	31,500	31,500	-
Audit Committee Chair	35,000	35,000	-
Director	28,500	28,500	-

There has been no change to the Board's fees during the year under review.

## DIRECTORS' REMUNERATION REPORT / CONTINUED

**REMUNERATION FOR THE YEAR ENDED 31 MARCH 2023****THE COMPANY'S PERFORMANCE**

The following graph plots, in annual increments, the net asset value total return and share price total return to ordinary shareholders compared to the total return of the FTSE All-Share Index over the ten years to 31 March 2023. This index is the benchmark adopted by the Company for comparison purposes.

**Total Return Graph**

Source: Refinitiv.

Figures have been rebased to 100 at 31 March 2013.

**SINGLE TOTAL FIGURE OF REMUNERATION FOR THE YEAR (AUDITED)**

The single total figure of remuneration for each Director is detailed below, together with the prior year comparative:

	Year ended 31 March 2023			Year ended 31 March 2022		
	Fees £	Taxable Benefits <sup>(1)</sup> £	Total £	Fees £	Taxable Benefits <sup>(1)</sup> £	Total £
Elisabeth Stheeman (Chair from 21 July 2022)	40,063	901	40,964	27,167	228	27,395
Vicky Hastings	31,500	465	31,965	30,667	320	30,987
Steve Baldwin	35,000	785	35,785	31,720	-	31,720
Patrick Edwardson	28,500	1,620	30,120	27,167	1,226	28,393
Aidan Lisser (appointed 27 May 2022)	24,140	741	24,881	-	-	-
Annabel Tagoe-Bannerman (appointed 7 February 2023)	4,421	-	4,421	-	-	-
Glen Suarez (retired 21 July 2022)	14,307	6,819	21,126	44,000	4,887	48,887
Gordon McQueen (retired 22 July 2021)	-	-	-	10,239	289	10,528
Maxwell Ward (retired 22 July 2021)	-	-	-	8,222	-	8,222
<b>Total</b>	<b>177,931</b>	<b>11,331</b>	<b>189,262</b>	<b>179,182</b>	<b>6,950</b>	<b>186,132</b>

<sup>(1)</sup> Taxable benefits relate to grossed up costs of travel.



In accordance with The Companies (Directors' Remuneration Policy and Directors' Remuneration Report) Regulations 2019, this table has been included to show the annual percentage change over the preceding financial year by comparison to the current financial year in respect of each Director. The Board will publish this annual percentage change cumulatively each year going forward until there is an annual percentage change over the five financial years preceding the relevant financial year in accordance with the new regulation. These fees exclude taxable benefits which could vary substantially as they reflect expenses incurred whilst carrying out the boards duties.

The single total figure of remuneration for each Director is detailed below, with year on year changes since year ended 31 March 2020.

		Year ended 31 March 2023		Year ended 31 March 2022		Year ended 31 March 2021		Year ended 31 March 2020	
		Fees £	Benefits £	Fees £	Benefits £	Fees £	Benefits £	Fees £	Benefits £
<b>Non-executive directors</b>									
Elisabeth Stheeman (Chair from 21 July 2022)	Total	40,063	901	27,167	228	24,967	0	20,763	0
	% change	47%	295%	9%	-%	20%	-%	-%	-%
Vicky Hastings(1)	Total	31,500	465	30,667	320	33,416	0	26,502	0
	% change	3%	45%	(8)%	-%	26%	-%	-%	-%
Steve Baldwin	Total	35,000	785	31,720	0	24,967	0	24,200	0
	% change	10%	-%	27%	-%	3%	-%	-%	-%
Patrick Edwardson	Total	28,500	1,620	27,167	1,226	3,515	-	-	-
	% change	5%	32%	673%	-%	-%	-%	-%	-%
Aidan Lisser (appointed 27 May 2022)	Total	24,140	741	-	-	-	-	-	-
	% change	-%	-%	-%	-%	-%	-%	-%	-%
Annabel Tagoe-Bannerman (appointed 7 February 2023)	Total	4,421	-	-	-	-	-	-	-
	% change	-%	-%	-%	-%	-%	-%	-%	-%
Glen Suarez (retired 21 July 2022)	Total	14,307	6,819	44,000	4,887	44,000	0	44,000	9,327
	% change	(67)%	40%	0%	-%	0%	(100)%	-%	-%
<b>Former directors</b>									
Gordon McQueen (retired 22 July 2021)	Total	-	-	10,239	289	31,000	0	30,000	3,109
	% change	-%	-%	(67)%	-%	3%	(100)%	-%	-%
Maxwell Ward (retired 22 July 2021)	Total	-	-	8,222	0	24,967	0	24,200	2,552
	% change	-%	-%	(67)%	-%	3%	(100)%	-%	-%
Sir Nigel Wicks (retired 25 July 2019)	Total	-	-	-	-	-	-	8,759	-
	% change	-%	-%	-%	-%	-%	-%	-%	-%
<b>Total</b>		<b>177,931</b>	<b>11,331</b>	<b>179,182</b>	<b>6,950</b>	<b>186,832</b>	<b>-</b>	<b>178,424</b>	<b>14,988</b>
<b>Total % change</b>		<b>(1)%</b>	<b>63%</b>	<b>(4)%</b>	<b>-%</b>	<b>5%</b>	<b>-%</b>	<b>-</b>	<b>-</b>

## Notes

(1) In 2021 Vicky Hastings received a one-off discretionary payment of £5,000 in recognition of her work on the change of manager in the previous year.

## DIRECTORS' REMUNERATION REPORT / CONTINUED

**DIRECTORS' SHAREHOLDINGS AND SHARE INTERESTS (AUDITED)**

Save as here stated, no Director had any interests, beneficial or otherwise, in the ordinary shares or debenture stock of the Company during the year. No changes to these holdings have been notified since the year end, except as notified on 13 April 2023, Elisabeth Stheeman's holdings increased by 2,950 shares resulting in 11,900 total interest as at 22 May 2023, (being the last practicable day prior to the publication of this report). No connected person interests have been notified.

Directors hold shares in the Company at their discretion. Share ownership is encouraged, but no guidelines have been set. The beneficial interests of the Directors in the ordinary share capital of the Company are set out below:

	<b>31 March 2023</b>	<b>31 March 2022</b>
Elisabeth Stheeman	8,950	6,000
Vicky Hastings	9,000	9,000
Steve Baldwin	-	-
Patrick Edwardson <sup>1</sup>	60,000	60,000
Aidan Lisser	3,900	n/a
Annabel Tagoe-Bannerman	-	n/a
Glen Suarez <sup>2</sup>	37,000	37,000

<sup>1</sup> Patrick Edwardson's holding includes 13,000 shares which are being held by a connected person.

<sup>2</sup> Retired 21 July 2022.

**RELATIVE IMPORTANCE OF SPEND ON PAY**

The following table compares the remuneration paid to the non-executive Directors with aggregate distributions to shareholders in respect of the year to 31 March 2023 and the prior year:

	<b>2023 £'000</b>	<b>2022 £'000</b>	<b>Change £'000</b>
Aggregate Directors' Remuneration	189	185	4
Aggregate Shareholder Distributions	43,626	42,512	1,114

**VOTING AT LAST ANNUAL GENERAL MEETING**

At the Annual General Meeting of the Company held on 21 July 2022 a resolution approving the Chair's Annual Statement and Report on Remuneration were passed. The votes cast (including votes cast at the Chair's discretion) were as follows.

	<b>Votes For</b>	<b>%</b>	<b>Votes Against</b>	<b>%</b>	<b>Votes Withheld</b>
Annual Statement and Report on Remuneration	52,038,494	99.39	320,648	0.61	117,994

**APPROVAL**

This Directors' Remuneration Report was approved by the Board of Directors on 26 May 2023.

**ELISABETH STHEEMAN**

CHAIR

26 MAY 2023

Signed on behalf of the Board of Directors



# FINANCIAL REVIEW

# INDEPENDENT AUDITOR'S REPORT

## TO THE MEMBERS OF THE EDINBURGH INVESTMENT TRUST PLC

### REPORT ON THE AUDIT OF THE FINANCIAL STATEMENTS

#### Opinion

In our opinion, The Edinburgh Investment Trust plc's financial statements:

- give a true and fair view of the state of the Company's affairs as at 31 March 2023 and of its return and cash flows for the year then ended;
- have been properly prepared in accordance with United Kingdom Generally Accepted Accounting Practice (United Kingdom Accounting Standards, including FRS 102 "The Financial Reporting Standard applicable in the UK and Republic of Ireland", and applicable law); and
- have been prepared in accordance with the requirements of the Companies Act 2006.

We have audited the financial statements, included within the Annual Financial Report (the "Annual Report"), which comprise: the Balance Sheet as at 31 March 2023; the Income Statement, the Statement of Changes in Equity and the Cash Flow Statement for the year then ended; and the notes to the financial statements, which include a description of the significant accounting policies.

Our opinion is consistent with our reporting to the Audit Committee.

#### BASIS FOR OPINION

We conducted our audit in accordance with International Standards on Auditing (UK) ("ISAs (UK)") and applicable law. Our responsibilities under ISAs (UK) are further described in the Auditors' responsibilities for the audit of the financial statements section of our report. We believe that the audit evidence we have obtained is sufficient and appropriate to provide a basis for our opinion.

#### Independence

We remained independent of the Company in accordance with the ethical requirements that are relevant to our audit of the financial statements in the UK, which includes the FRC's Ethical Standard, as applicable to listed public interest entities, and we have fulfilled our other ethical responsibilities in accordance with these requirements.

To the best of our knowledge and belief, we declare that non-audit services prohibited by the FRC's Ethical Standard were not provided.

We have provided no non-audit services to the Company in the period under audit.

### OUR AUDIT APPROACH

#### Context

The Company is a standalone Investment Trust Company and engages Liontrust Fund Partners LLP (the "Manager") to manage its assets.

#### Overview

Audit scope

- We conducted our audit of the financial statements using information from Bank of New York Mellon (International) Limited (the "Administrator" and the "Custodian") and Apex Listed Company Services (UK) Limited (the "Company Secretary") to whom the Manager has, with the consent of the Directors, delegated the provision of certain administrative functions.
- We tailored the scope of our audit taking into account the types of investments within the Company, the involvement of the third parties referred to above, the accounting processes and controls, and the industry in which the Company operates.
- We obtained an understanding of the control environment in place at both the Manager and the Administrator, and adopted a fully substantive testing approach using reports obtained from the Administrator.

#### Key audit matters

- Valuation and existence of investments
- Accuracy, completeness and occurrence of income

#### Materiality

- Overall materiality: £11,392,000 (2022: £11,758,000) based on 1% of Net Assets.
- Performance materiality: £8,544,000 (2022: £8,818,000).

## The scope of our audit

As part of designing our audit, we determined materiality and assessed the risks of material misstatement in the financial statements.

## Key audit matters

Key audit matters are those matters that, in the auditors' professional judgement, were of most significance in the audit of the financial statements of the current period and include the most significant assessed risks of material misstatement (whether or not due to fraud) identified by the auditors, including those which had the greatest effect on: the overall audit strategy; the allocation of resources in the audit; and directing the efforts of the engagement team. These matters, and any comments we make on the results of our procedures thereon, were addressed in the context of our audit of the financial statements as a whole, and in forming our opinion thereon, and we do not provide a separate opinion on these matters.

This is not a complete list of all risks identified by our audit.

The key audit matters below are consistent with last year.

Key audit matter	How our audit addressed the key audit matter
<p><b>Valuation and existence of investments</b>  <i>Refer to the Audit Committee Report, the Accounting Policies and Notes to the Financial Statements.</i></p> <p>The investment portfolio at the year end comprised quoted equity investments valued at £1,227 million.</p> <p>We focused on the valuation and existence of investments because investments represent the principal element of the net asset value as disclosed on the Balance Sheet in the Financial Statements.</p>	<p>We tested the valuation of the quoted equity investments by agreeing the prices used in the valuation to independent third-party sources. No material misstatements were identified from this testing.</p> <p>We tested the existence of the quoted equity investment portfolio by agreeing investment holdings to an independent custodian confirmation.</p> <p>No material misstatements were identified from this testing.</p>
<p><b>Accuracy, completeness and occurrence of income</b>  <i>Refer to the Audit Committee Report, the Accounting Policies and Notes to the Financial Statements.</i></p> <p>We focused on the accuracy, completeness and occurrence of investment income recognition as incomplete or inaccurate income could have a material impact on the Company's net asset value.</p> <p>We also focused on the accounting policy for investment income recognition and the presentation of investment income in the Income Statement for compliance with the requirements of The Association of Investment Companies Statement of Recommended Practice (the "AIC SORP"), as incorrect application could indicate a misstatement in income recognition.</p>	<p>We assessed the accounting policy for investment income recognition for compliance with accounting standards and the AIC SORP and performed testing to verify that income from investments had been accounted for in accordance with this stated accounting policy.</p> <p>We found that the accounting policies implemented were in accordance with accounting standards and the AIC SORP, and that income from investments has been accounted for in accordance with the stated accounting policy.</p> <p>We tested accuracy of dividend receipts by agreeing the dividend rates from investments to independent market data.</p> <p>To test for completeness, we tested, for all investment holdings in the portfolio, that all dividends declared in the market for investment holdings had been recorded.</p> <p>We tested occurrence by tracing a sample of dividends received to bank statements.</p> <p>We also tested the allocation and presentation of dividend income between the revenue and capital return columns of the Income Statement in line with the requirements set out in the AIC SORP by determining reasons behind dividend distributions.</p> <p>No material misstatements were identified from this testing.</p>

## INDEPENDENT AUDITOR'S REPORT / CONTINUED

**How we tailored the audit scope**

We tailored the scope of our audit to ensure that we performed enough work to be able to give an opinion on the financial statements as a whole, taking into account the structure of the Company, the accounting processes and controls, and the industry in which it operates.

The Company's accounting is delegated to the Administrator who maintains the Company's accounting records and who has implemented controls over those accounting records. We obtained our audit evidence from substantive tests. However, as part of our risk assessment, we understood and assessed the internal controls in place at both the Manager and the Administrator to the extent relevant to our audit. This assessment of the operating and accounting structure in place at both organisations involved obtaining and analysing the relevant controls reports issued by the independent service auditor of the Manager and the Administrator in accordance with generally accepted assurance standards for such work. Following this assessment, we applied professional judgement to determine the extent of testing required over each balance in the financial statements.

**The impact of climate risk on our audit**

In conducting our audit, we made enquiries of the Directors and the Investment Manager to understand the extent of the potential impact of climate change risk on the Company's financial statements. The Directors and Investment Manager concluded that the impact on the measurement and disclosures within the financial statements is not material because the majority of the Company's investment portfolio is made up of level 1 quoted securities which are valued at fair value based on market prices. We found this to be consistent with our understanding of the Company's investment activities. We also considered the consistency of the climate change disclosures included in the Strategic Report and Investment Manager Report with the financial statements and our knowledge from our audit.

**Materiality**

The scope of our audit was influenced by our application of materiality. We set certain quantitative thresholds for materiality. These, together with qualitative considerations, helped us to determine the scope of our audit and the nature, timing and extent of our audit procedures on the individual financial statement line items and disclosures and in evaluating the effect of misstatements, both individually and in aggregate on the financial statements as a whole.

Based on our professional judgement, we determined materiality for the financial statements as a whole as follows:

<b>Overall Company materiality</b>	£11,392,000 (2022: £11,758,000).
<b>How we determined it</b>	1% of Net Assets
<b>Rationale for benchmark applied</b>	We have applied this benchmark, which is a generally accepted auditing practice for investment trust audits.

We use performance materiality to reduce to an appropriately low level the probability that the aggregate of uncorrected and undetected misstatements exceeds overall materiality. Specifically, we use performance materiality in determining the scope of our audit and the nature and extent of our testing of account balances, classes of transactions and disclosures, for example in determining sample sizes. Our performance materiality was 75% (2021: 75%) of overall materiality, amounting to £8,544,000 (2022: £8,818,000) for the Company financial statements.

In determining the performance materiality, we considered a number of factors - the history of misstatements, risk assessment and aggregation risk and the effectiveness of controls - and concluded that an amount at the upper end of our normal range was appropriate.

We agreed with the Audit Committee that we would report to them misstatements identified during our audit above £569,000 (2022: £587,000) as well as misstatements below that amount that, in our view, warranted reporting for qualitative reasons.

## CONCLUSIONS RELATING TO GOING CONCERN

Our evaluation of the Directors' assessment of the Company's ability to continue to adopt the going concern basis of accounting included:

- evaluating the Directors' updated risk assessment and considering whether it addressed relevant threats;
- evaluating the Directors' assessment of potential operational impacts, considering their consistency with other available information and our understanding of the business and assessed the potential impact on the financial statements;
- reviewing the Directors' assessment of the Company's financial position in the context of its ability to meet future expected operating expenses, their assessment of liquidity as well as their review of the operational resilience of the Company and oversight of key third-party service providers;
- assessing the premium/discount the Company's share price trades as compared to the net asset value per share; and
- assessing the implication of significant reductions in NAV as a result of market performance on the ongoing ability of the Company to operate.

Based on the work we have performed, we have not identified any material uncertainties relating to events or conditions that, individually or collectively, may cast significant doubt on the Company's ability to continue as a going concern for a period of at least twelve months from when the financial statements are authorised for issue.

In auditing the financial statements, we have concluded that the Directors' use of the going concern basis of accounting in the preparation of the financial statements is appropriate.

However, because not all future events or conditions can be predicted, this conclusion is not a guarantee as to the Company's ability to continue as a going concern.

In relation to the Directors' reporting on how they have applied the UK Corporate Governance Code, we have nothing material to add or draw attention to in relation to the Directors' statement in the financial statements about whether the Directors considered it appropriate to adopt the going concern basis of accounting.

Our responsibilities and the responsibilities of the Directors with respect to going concern are described in the relevant sections of this report.

## REPORTING ON OTHER INFORMATION

The other information comprises all of the information in the Annual Report other than the financial statements and our auditors' report thereon. The Directors are responsible for the other information. Our opinion on the financial statements does not cover the other information and, accordingly, we do not express an audit opinion or, except to the extent otherwise explicitly stated in this report, any form of assurance thereon.

In connection with our audit of the financial statements, our responsibility is to read the other information and, in doing so, consider whether the other information is materially inconsistent with the financial statements or our knowledge obtained in the audit, or otherwise appears to be materially misstated. If we identify an apparent material inconsistency or material misstatement, we are required to perform procedures to conclude whether there is a material misstatement of the financial statements or a material misstatement of the other information. If, based on the work we have performed, we conclude that there is a material misstatement of this other information, we are required to report that fact. We have nothing to report based on these responsibilities.

With respect to the Strategic Report and Directors' Report, we also considered whether the disclosures required by the UK Companies Act 2006 have been included.

Based on our work undertaken in the course of the audit, the Companies Act 2006 requires us also to report certain opinions and matters as described below.

### Strategic Report and Directors' Report

In our opinion, based on the work undertaken in the course of the audit, the information given in the Strategic Report and Directors' Report for the year ended 31 March 2023 is consistent with the financial statements and has been prepared in accordance with applicable legal requirements.

In light of the knowledge and understanding of the Company and its environment obtained in the course of the audit, we did not identify any material misstatements in the Strategic Report and Directors' Report.

### Directors' Remuneration

In our opinion, the part of the Directors' Remuneration Report to be audited has been properly prepared in accordance with the Companies Act 2006.

## INDEPENDENT AUDITOR'S REPORT / CONTINUED

**CORPORATE GOVERNANCE STATEMENT**

The Listing Rules require us to review the Directors' statements in relation to going concern, longer-term viability and that part of the corporate governance statement relating to the Company's compliance with the provisions of the UK Corporate Governance Code specified for our review. Our additional responsibilities with respect to the corporate governance statement as other information are described in the Reporting on other information section of this report.

Based on the work undertaken as part of our audit, we have concluded that each of the following elements of the corporate governance statement is materially consistent with the financial statements and our knowledge obtained during the audit, and we have nothing material to add or draw attention to in relation to:

- The Directors' confirmation that they have carried out a robust assessment of the emerging and principal risks;
- The disclosures in the Annual Report that describe those principal risks, what procedures are in place to identify emerging risks and an explanation of how these are being managed or mitigated;
- The Directors' statement in the financial statements about whether they considered it appropriate to adopt the going concern basis of accounting in preparing them, and their identification of any material uncertainties to the Company's ability to continue to do so over a period of at least twelve months from the date of approval of the financial statements;
- The Directors' explanation as to their assessment of the Company's prospects, the period this assessment covers and why the period is appropriate; and
- The Directors' statement as to whether they have a reasonable expectation that the Company will be able to continue in operation and meet its liabilities as they fall due over the period of its assessment, including any related disclosures drawing attention to any necessary qualifications or assumptions.

Our review of the Directors' statement regarding the longer-term viability of the Company was substantially less in scope than an audit and only consisted of making inquiries and considering the Directors' process supporting their statement; checking that the statement is in alignment with the relevant provisions of the UK Corporate Governance Code; and considering whether the statement is consistent with the financial statements and our knowledge and understanding of the Company and its environment obtained in the course of the audit.

In addition, based on the work undertaken as part of our audit, we have concluded that each of the following elements of the corporate governance statement is materially consistent with the financial statements and our knowledge obtained during the audit:

- The Directors' statement that they consider the Annual Report, taken as a whole, is fair, balanced and understandable, and provides the information necessary for the members to assess the Company's position, performance, business model and strategy;
- The section of the Annual Report that describes the review of effectiveness of risk management and internal control systems; and
- The section of the Annual Report describing the work of the Audit Committee.

We have nothing to report in respect of our responsibility to report when the Directors' statement relating to the Company's compliance with the Code does not properly disclose a departure from a relevant provision of the Code specified under the Listing Rules for review by the auditors.



## RESPONSIBILITIES FOR THE FINANCIAL STATEMENTS AND THE AUDIT

### Responsibilities of the Directors for the financial statements

As explained more fully in the Statement of Directors' Responsibilities, the Directors are responsible for the preparation of the financial statements in accordance with the applicable framework and for being satisfied that they give a true and fair view. The Directors are also responsible for such internal control as they determine is necessary to enable the preparation of financial statements that are free from material misstatement, whether due to fraud or error.

In preparing the financial statements, the Directors are responsible for assessing the Company's ability to continue as a going concern, disclosing, as applicable, matters related to going concern and using the going concern basis of accounting unless the Directors either intend to liquidate the Company or to cease operations, or have no realistic alternative but to do so.

### Auditors' responsibilities for the audit of the financial statements

Our objectives are to obtain reasonable assurance about whether the financial statements as a whole are free from material misstatement, whether due to fraud or error, and to issue an auditors' report that includes our opinion. Reasonable assurance is a high level of assurance, but is not a guarantee that an audit conducted in accordance with ISAs (UK) will always detect a material misstatement when it exists. Misstatements can arise from fraud or error and are considered material if, individually or in the aggregate, they could reasonably be expected to influence the economic decisions of users taken on the basis of these financial statements.

Irregularities, including fraud, are instances of non-compliance with laws and regulations. We design procedures in line with our responsibilities, outlined above, to detect material misstatements in respect of irregularities, including fraud. The extent to which our procedures are capable of detecting irregularities, including fraud, is detailed below.

Based on our understanding of the Company and industry, we identified that the principal risks of non-compliance with laws and regulations related to breaches of Chapter 4 of Part 24 of the Corporation Tax Act 2010, and we considered the extent to which non-compliance might have a material effect on the financial statements. We also considered those laws and regulations that have a direct impact on the financial statements such as the Companies Act 2006. We evaluated management's incentives and opportunities for fraudulent manipulation of the financial statements (including the risk of override of controls), and determined that the principal risks were related to posting inappropriate journal entries to increase revenue (investment income and capital gains) or to increase net asset value. Audit procedures performed by the engagement team included:

- Enquiries with management, including consideration of known or suspected instances of non-compliance with laws and regulations and fraud;
- Understanding the controls implemented by Liontrust Fund Partners LLP (the "Manager") and The Bank of New York Mellon (International) Limited (the "Depository" and "Custodian") designed to prevent and detect irregularities;
- Assessment of the Company's compliance with the requirements of Chapter 4 of Part 24 of the Corporation Tax Act 2010, including recalculation of numerical aspects of the eligibility conditions;
- Identifying and testing journal entries, in particular year end journal entries posted by the Fund Accountant during the preparation of the financial statements;
- Reviewing relevant meeting minutes, including those of the Audit Committee; and
- Designing audit procedures to incorporate unpredictability around the nature, timing or extent of our testing.

There are inherent limitations in the audit procedures described above. We are less likely to become aware of instances of non-compliance with laws and regulations that are not closely related to events and transactions reflected in the financial statements. Also, the risk of not detecting a material misstatement due to fraud is higher than the risk of not detecting one resulting from error, as fraud may involve deliberate concealment by, for example, forgery or intentional misrepresentations, or through collusion.

Our audit testing might include testing complete populations of certain transactions and balances, possibly using data auditing techniques. However, it typically involves selecting a limited number of items for testing, rather than testing complete populations. We will often seek to target particular items for testing based on their size or risk characteristics. In other cases, we will use audit sampling to enable us to draw a conclusion about the population from which the sample is selected.

A further description of our responsibilities for the audit of the financial statements is located on the FRC's website at: [www.frc.org.uk/auditorsresponsibilities](http://www.frc.org.uk/auditorsresponsibilities). This description forms part of our auditors' report.

## INDEPENDENT AUDITOR'S REPORT / CONTINUED

### Use of this report

This report, including the opinions, has been prepared for and only for the Company's members as a body in accordance with Chapter 3 of Part 16 of the Companies Act 2006 and for no other purpose. We do not, in giving these opinions, accept or assume responsibility for any other purpose or to any other person to whom this report is shown or into whose hands it may come save where expressly agreed by our prior consent in writing.

### OTHER REQUIRED REPORTING

#### Companies Act 2006 exception reporting

Under the Companies Act 2006 we are required to report to you if, in our opinion:

- we have not obtained all the information and explanations we require for our audit; or
- adequate accounting records have not been kept by the Company, or returns adequate for our audit have not been received from branches not visited by us; or
- certain disclosures of Directors' remuneration specified by law are not made; or
- the financial statements and the part of the Directors' Remuneration Report to be audited are not in agreement with the accounting records and returns.

We have no exceptions to report arising from this responsibility.

### Appointment

Following the recommendation of the Audit Committee, we were appointed by the Directors on 25 July 2019 to audit the financial statements for the year ended 31 March 2020 and subsequent financial years. The period of total uninterrupted engagement is 4 years, covering the years ended 31 March 2020 to 31 March 2023.

### OTHER MATTER

As required by the Financial Conduct Authority Disclosure Guidance and Transparency Rule 4.1.14R, these financial statements form part of the ESEF-prepared annual financial report filed on the National Storage Mechanism of the Financial Conduct Authority in accordance with the ESEF Regulatory Technical Standard ('ESEF RTS'). This auditors' report provides no assurance over whether the annual financial report has been prepared using the single electronic format specified in the ESEF RTS.

Jeremy Jensen (Senior Statutory Auditor)  
for and on behalf of PricewaterhouseCoopers LLP  
Chartered Accountants and Statutory Auditors  
London

26 May 2023

# INCOME STATEMENT

## FOR THE YEAR ENDED 31 MARCH

	Notes	Revenue £'000	2023 Capital £'000	Total £'000	Revenue £'000	2022 Capital £'000	Total £'000
Gains on investments held at fair value	9(b)	-	6,023	6,023	-	101,815	101,815
Losses on foreign exchange		-	(191)	(191)	-	(148)	(148)
Income	2	48,998	-	48,998	44,211	10,036	54,247
Investment management fee	3	(1,492)	(3,482)	(4,974)	(1,512)	(3,528)	(5,040)
Other expenses	4	(1,092)	(7)	(1,099)	(977)	(9)	(986)
<b>Net return before finance costs and taxation</b>		46,414	2,343	48,757	41,722	108,166	149,888
Finance costs	5	(1,718)	(4,015)	(5,733)	(2,492)	(5,815)	(8,307)
<b>Return/(loss) on ordinary activities before taxation</b>		44,696	(1,672)	43,024	39,230	102,351	141,581
Tax on ordinary activities	6	(781)	-	(781)	(663)	-	(663)
<b>Return/(loss) on ordinary activities after taxation for the financial year</b>		43,915	(1,672)	42,243	38,567	102,351	140,918
<b>Return/(loss) per ordinary share:</b>							
Basic and diluted	7	25.99p	(0.99)p	25.00p	22.41p	59.47p	81.88p

The total column of this statement represents the Company's income statement, prepared in accordance with UK Accounting Standards. The return/(loss) after taxation is the total comprehensive income/(expense) and therefore no additional statement of comprehensive income is presented. The supplementary revenue and capital columns are presented for information purposes in accordance with the Statement of Recommended Practice issued by the Association of Investment Companies. All items in the above statement derive from continuing operations of the Company. No operations were acquired or discontinued in the year.

The accompanying notes are an integral part of these financial statements.

## BALANCE SHEET

AT 31 MARCH 2023

	Notes	2023 £'000	2022 £'000
<b>Non current assets</b>			
Investments held at fair value	9(a)	1,226,649	1,218,725
<b>Current assets</b>			
Debtors	10	12,392	10,824
Cash and cash equivalents		22,362	68,728
<b>Total assets</b>		1,261,403	1,298,277
<b>Non current liabilities</b>			
Unsecured Senior Loan Notes	12	(120,000)	(20,000)
<b>Current liabilities</b>			
Other payables	11	(2,059)	(2,566)
7.75% Debenture Stock 30 Sep 2022	11	-	(99,874)
<b>Total liabilities</b>		(122,059)	(122,440)
<b>Net assets</b>		1,139,344	1,175,837
<b>Equity</b>			
Called up share capital	13	48,917	48,917
Share premium account	14	10,394	10,394
Capital redemption reserve	14	24,676	24,676
Capital reserve	14	1,003,989	1,041,086
Revenue reserve	14	51,368	50,764
<b>Total equity</b>		1,139,344	1,175,837
Net asset value per ordinary share:			
Basic and diluted - debt at par value		688.52p	687.24p
Basic and diluted - debt at fair value		713.75p	686.69p

The financial statements on pages 57 to 75 were approved and authorised for issue by the Board of Directors on 26 May 2023.

**ELISABETH STHEEMAN**

CHAIR

Signed on behalf of the Board of Directors

The accompanying notes are an integral part of these financial statements.

# STATEMENT OF CHANGES IN EQUITY

## FOR THE YEAR ENDED 31 MARCH

	Notes	Share Capital £'000	Share Premium £'000	Capital Redemption Reserve £'000	Capital Reserve <sup>1</sup> £'000	Revenue Reserve <sup>1</sup> £'000	Total £'000
At 31 March 2021		48,917	10,394	24,676	945,728	61,516	1,091,231
Return on ordinary activities		-	-	-	102,351	38,567	140,918
Dividends paid	8	-	-	-	-	(49,319)	(49,319)
Shares bought back and held in treasury <sup>2</sup>	13	-	-	-	(6,993)	-	(6,993)
At 1 April 2022		48,917	10,394	24,676	1,041,086	50,764	1,175,837
(Loss)/return on ordinary activities		-	-	-	(1,672)	43,915	42,243
Dividends paid	8	-	-	-	-	(43,311)	(43,311)
Shares bought back and held in treasury <sup>2</sup>	13	-	-	-	(35,425)	-	(35,425)
At 31 March 2023		48,917	10,394	24,676	1,003,989	51,368	1,139,344

<sup>1</sup> The revenue reserve and certain amounts of the capital reserve are distributable by way of dividend.

<sup>2</sup> Shares bought back and held in treasury includes transaction costs.

The accompanying notes are an integral part of these financial statements.

# CASH FLOW STATEMENT

FOR THE YEAR ENDED 31 MARCH

	Notes	2023 £'000	2022 £'000
<b>Cash flow from operating activities</b>			
Net return before finance costs and taxation		48,757	149,888
Tax on overseas income	6	(781)	(663)
Adjustments for:			
Purchase of investments		(254,040)	(426,367)
Sale of investments		251,961	462,132
Gains on investments held at fair value		(6,023)	(101,815)
Increase in debtors		(2,706)	(3,201)
Increase in creditors		37	128
<b>Net cash inflow from operating activities</b>		<b>37,205</b>	<b>80,102</b>
<b>Cash flow from financing activities</b>			
Interest paid on overdraft		(3)	(1)
Interest and commitment fees paid on bank facility		(12)	(85)
Interest paid on unsecured senior loan notes/debenture stocks		(4,372)	(7,994)
Issue of unsecured senior loan notes		100,000	20,000
Redemption of debenture loan stock		(100,000)	-
Shares bought back and held in treasury		(35,873)	(6,545)
Dividends paid	8	(43,311)	(49,319)
<b>Net cash outflow from financing activities</b>		<b>(83,571)</b>	<b>(43,944)</b>
<b>Net (decrease)/increase in cash and cash equivalents</b>		<b>(46,366)</b>	<b>36,158</b>
Cash and cash equivalents at start of the year		68,728	32,570
<b>Cash and cash equivalents at the end of the year</b>		<b>22,362</b>	<b>68,728</b>
<b>Cash and cash equivalent comprises:</b>			
Cash held at custodian		1,093	1,021
Goldman Sachs Liquidity Reserve International Fund - Money Market Fund		21,269	47,727
UK Government Treasury Bill		-	19,980
<b>Cash and cash equivalents</b>		<b>22,362</b>	<b>68,728</b>
<b>Cash flow from operating activities includes:</b>			
Dividends received		45,820	50,447
Interest received		6	-

	At 1 April 2022 £'000	Cash flow £'000	Non-cash movement £'000	At 31 March 2023 £'000
<b>Reconciliation of net debt:</b>				
Cash and cash equivalents	68,728	(46,366)	-	22,362
Debenture Stock 7 <sup>3</sup> / <sub>4</sub> % 30 September 2022	(99,874)	100,000	(126)	-
Unsecured Senior Loan Notes	(20,000)	(100,000)	-	(120,000)
<b>Total</b>	<b>(51,146)</b>	<b>(46,366)</b>	<b>(126)</b>	<b>(97,638)</b>

The accompanying notes are an integral part of these financial statements.

# NOTES TO THE FINANCIAL STATEMENTS

## 1. PRINCIPAL ACCOUNTING POLICIES

Accounting policies describe the Company's approach to recognising and measuring transactions during the year and the position of the Company at the year end.

The principal accounting policies adopted in the preparation of these financial statements are set out below. These policies have been consistently applied during the year and the preceding year.

### A. Basis of Preparation

#### Accounting Standards Applied

The financial statements have been prepared in accordance with the Companies Act 2006, applicable United Kingdom Accounting Standards and applicable law (UK Generally Accepted Accounting Practice (UK GAAP)) including FRS 102 'The Financial Reporting Standard applicable in the UK and Republic of Ireland' and with the Statement of Recommended Practice Financial Statements of Investment Trust Companies and Venture Capital Trusts, issued by the Association of Investment Companies (SORP) in April 2021 (as amended in July 2022).

The financial statements are issued on a going concern basis. Details of the Directors' assessment of the going concern status of the Company, which considered the adequacy of the Company's resources and the impacts of the COVID-19 pandemic, are given on page 41.

As an investment fund the Company has the option not to present a cash flow statement. A cash flow statement is not required when an investment fund meets all the following conditions: substantially all investments are highly liquid and are carried at market value, and where a Statement of Changes in Equity is provided: all of which are satisfied.

However the Directors' have elected to present a cash flow statement in the annual financial report to present additional relevant information to readers of the financial statements.

#### Significant Accounting Estimates, Assumptions and Judgements

The preparation of the financial statements may require the use of estimates, assumptions and judgements which may affect the reported amounts of assets and liabilities at the reporting date. While estimates are based on best judgement using information and financial data available the actual outcome may differ from these estimates. The Directors have applied their judgement for the allocation of the investment management fee and finance costs between capital and revenue in the income statement as set out in Note 1G and the treatment of special dividend income between capital and income, as set out in Note 1J. The Directors do not believe that these judgements nor any accounting estimates, assumptions or judgements that have been applied to the financial statements have a significant risk of causing material adjustment to the carrying amount of assets and liabilities within the next financial year.

### B. Foreign Currency and Segmental Reporting

#### (i) Functional and presentational currency

The financial statements are presented in sterling, which is the Company's functional and presentational currency and the currency in which the Company's share capital and expenses, as well as its assets and liabilities, are denominated.

#### (ii) Transactions and balances

Transactions in foreign currency, whether of a revenue or capital nature, are translated to sterling at the rates of exchange ruling on the dates of such transactions. Foreign currency assets and liabilities are translated to sterling at the rates of exchange ruling at the balance sheet date. Any gains or losses, whether realised or unrealised, are taken to the capital reserve or to the revenue account, depending on whether the gain or loss is of a capital or revenue nature. All gains and losses are recognised in the income statement.

#### (iii) Segmental reporting

The Directors are of the opinion that the Company is engaged in a single segment of business of investing in equity and debt securities, issued by companies quoted mainly on the UK or other recognised stock exchanges.

### C. Financial Instruments

The Company has chosen to apply Section 11 and 12 of FRS102 in full in respect of the financial instruments.

#### (i) Recognition of financial assets and financial liabilities

The Company recognises financial assets and financial liabilities when the Company becomes a party to the contractual provisions of the instrument. The Company will offset financial assets and financial liabilities if the Company has a legally enforceable right to set off the recognised amounts and intends to settle on a net basis.

#### (ii) Derecognition of financial assets

The Company derecognises a financial asset when the contractual rights to the cash flows from the asset expire or it transfers the right to receive the contractual cash flows on the financial asset in a transaction in which substantially all the risks and rewards of ownership of the financial asset are transferred. Any interest in the transferred financial asset that is created or retained by the Company is recognised as an asset.

## NOTES TO THE FINANCIAL STATEMENTS / CONTINUED

**(iii) Derecognition of financial liabilities**

The Company derecognises financial liabilities when its obligations are discharged, cancelled or have expired.

**(iv) Trade date accounting**

Purchases and sales of financial assets are recognised on trade date, being the date on which the Company commits to purchase or sell the assets.

**(v) Classification and measurement of financial assets and financial liabilities****- Financial assets**

The Company's investments are classified as held at fair value through profit or loss.

Financial assets held at fair value through profit or loss are initially recognized as fair value, which is taken to be their acquisition price, with transaction costs expensed in the income statement. These are subsequently valued at fair value.

Fair value for investments that are actively traded in organised financial markets is determined by reference to stock exchange quoted bid prices at the balance sheet date. Fair value for investments that are actively traded but where active stock exchange quoted bid prices are not available is determined by reference to a variety of valuation techniques including broker quotes and price modelling. Unquoted, unlisted or illiquid investments are valued by the Directors at fair value using a variety of valuation techniques including earnings multiples, recent transactions and other market indicators, cash flows and net assets.

**- Financial liabilities**

Financial liabilities, including borrowings, are initially measured at transaction price, being the fair value. For liabilities issued at a discount or with significant associated transaction costs, such discount and costs are subsequently measured at amortised cost using the effective interest method.

**D. Cash and Cash Equivalents**

Cash and cash equivalents may comprise cash (including short term deposits which are readily convertible to a known amount of cash and are subject to an insignificant risk of change in value) as well as cash equivalents, including money market funds. Investments are regarded as cash equivalents if they meet all of the following criteria: short term in duration (typically three months or less from the date of acquisition), highly liquid investments that are readily convertible to a known amount of cash, are subject to an insignificant risk of change in value and provide a return no greater than the rate of a three-month high quality government bond.

**E. Hedging**

Forward currency contracts entered into for hedging purposes are valued at the appropriate forward exchange rate ruling at the balance sheet date. Profits or losses on the closure or revaluation of positions are recognised in the income statement and taken to capital reserves.

**F. Income**

Interest income arising from fixed income securities and cash is recognised in the income statement using the effective interest method. Dividend income arises from equity investments held and is recognised on the date investments are marked 'ex-dividend'. Special dividends are looked at individually to ascertain the reason behind the payment. This will determine whether they are treated as income or capital in the income statement.

Deposit interest and underwriting commission receivable are taken into account on an accruals basis.

**G. Expenses and Finance Costs**

Expenses are recognised on an accruals basis and finance costs are recognised using the effective interest method in the income statement.

The investment management fee and finance costs are allocated 70% to capital and 30% to revenue. This is in accordance with the Board's expected long-term split of returns, in the form of capital gains and income respectively, from the portfolio. Transaction costs are recognised as capital in the income statement. All other expenses are allocated to revenue in the income statement.

**H. Taxation**

The liability to corporation tax is based on net revenue for the year, excluding non-taxable dividends. The tax charge is allocated between the revenue and capital account on the marginal basis whereby revenue expenses are matched first against taxable income in the revenue account.

Deferred taxation is recognised in respect of all timing differences that have originated but not reversed at the balance sheet date where transactions or events that result in an obligation to pay more tax or a right to pay less tax in the future have



occurred. Timing differences are differences between the Company's taxable profits and its results as stated in the financial statements. Deferred taxation assets are recognised where, in the opinion of the Directors, it is more likely than not that these amounts will be realised in future periods.

A deferred tax asset is only recognised in respect of surplus management expenses, losses on loan relationships and eligible unrelieved foreign tax to the extent that it is probable that the Company will be able to recover them from future taxable revenue.

#### I. Dividends Payable

Dividends are not recognised in the financial statements unless there is an obligation to pay at the balance sheet date. Proposed dividends are recognised in the year in which they are paid to shareholders.

#### J. Critical accounting estimates and judgements

No critical accounting judgements or estimates were made during the year.

#### K. Accounting for reserves

The share premium comprises the net proceeds received by the Company following the issue of shares, after deduction of the nominal amount of 25 pence and any applicable issue costs. The capital redemption reserve maintains the equity share capital of the Company and arose from the nominal value of any shares bought back and cancelled; both are non-distributable.

The capital reserve includes the investment holding gains/(losses), being the difference between cost and market value at the balance sheet date. It also includes cumulative realised gains/(losses) and costs related to share buybacks. Capital investment gains and losses are shown in note 9(b) and form part of the capital reserve.

The revenue reserve shows the net revenue retained after payment of any dividends. The revenue reserve and certain amounts of the capital reserve are distributable by way of dividend.

#### L. Shares repurchased and held in treasury

The cost of repurchasing ordinary shares (for cancellation or to hold in treasury) including the related stamp duty and transaction cost is charged to the capital reserve and dealt with in the Statement of Changes in Equity. Share repurchase transactions are accounted for on a trade date basis. Where shares are cancelled (or are subsequently cancelled having previously been held in treasury), the nominal value of those shares is transferred out of Called up share capital and into the Capital redemption reserve. Should shares held in treasury be reissued, the sales proceeds will be treated as a realised capital profit up to the amount of the purchase price of those shares and will be transferred to capital reserves. The excess of the sales proceeds over the purchase price will be transferred to Share premium.

## 2. INCOME

**This note shows the income generated from the portfolio (investment assets) of the Company and income received from any other source.**

	2023 £'000	2022 £'000
<b>Income from investments:</b>		
UK zero coupon bond income	148	11
UK dividends	35,807	32,253
UK special dividends	6,999	6,689
Overseas dividends	5,287	5,193
Overseas special dividends	358	-
Interest from money market funds	393	28
	48,992	44,174
<b>Other income:</b>		
Deposit interest	6	-
Underwriting commission	-	37
	6	37
<b>Total income</b>	<b>48,998</b>	<b>44,211</b>

No special dividends have been recognised in capital during the year (2022: £10,036,000).

## NOTES TO THE FINANCIAL STATEMENTS / CONTINUED

**3. INVESTMENT MANAGEMENT FEE**

This note shows the fee due to the Manager. This is calculated and paid monthly.

	2023			2022		
	Revenue £'000	Capital £'000	Total £'000	Revenue £'000	Capital £'000	Total £'000
Investment management fee	1,492	3,482	4,974	1,512	3,528	5,040
	1,492	3,482	4,974	1,512	3,528	5,040

Details of the investment management agreement is disclosed on page 41 in the Directors' Report. At 31 March 2023 investment management fees of £429,000 (2022: £427,000) were accrued.

**4. OTHER EXPENSES**

The other expenses<sup>(i)</sup> of the Company are presented below, those paid to the Directors and the auditors are separately identified.

	2023			2022		
	Revenue £'000	Capital £'000	Total £'000	Revenue £'000	Capital £'000	Total £'000
<b>Other expenses</b>	1,092	7	1,099	977	9	986
Other expenses include the following:						
Directors' remuneration <sup>(ii)</sup>	189	-	189	184	-	184
Auditors' fees: <sup>(iii)</sup>						
- for audit of the Company's annual financial statements	48	-	48	41	-	41

The maximum Directors' fees authorised by the Articles of Association are £250,000 per annum.

(i) Other expenses include:

- £18,000 (2022: £17,000) of employer's National Insurance payable on Directors' remuneration. As at 31 March 2023, the amounts outstanding on Directors' remuneration and employer's National Insurance was £64,000 (2022: £nil); and
- custodian transaction charges of £7,000 (2022: £9,000). These are charged to capital.

(ii) There were seven directors for a period during the year and the Director's Remuneration Report on page 45 provides further information on Directors' fees.

(iii) Auditor's fees include expenses but exclude VAT.

## 5. FINANCE COSTS

Finance costs arise on any borrowing facilities the Company has used. Borrowing facilities are the £120m notes (2022 £100m debenture stock, £20m notes and a £25m bank revolving credit facility). Please see note 12 for additional details of the Unsecured Senior Loan Note terms.

	2023			2022		
	Revenue £'000	Capital £'000	Total £'000	Revenue £'000	Capital £'000	Total £'000
Interest payable on borrowings repayable not by instalment:						
- Commitment fees due on loan facility	4	8	12	18	42	60
- Interest on overdraft facility	1	2	3	-	1	1
- Debenture stock repayable within 1 year	1,235	2,883	4,118	2,325	5,425	7,750
- Unsecured Senior Loan notes repayable after 5 years	442	1,032	1,474	73	171	244
Amortised debenture stock discount and issue costs	36	90	126	76	176	252
	1,718	4,015	5,733	2,492	5,815	8,307

## 6. TAXATION AND TOTAL RETURN ON ORDINARY ACTIVITIES

As an investment trust the Company pays no tax on capital gains. As the Company invests principally in UK equities, it has little overseas tax and the overseas tax charge is the result of withholding tax deducted at source. This note also clarifies the basis for the Company having no deferred tax asset or liability.

### (a) Tax charge

	2023 £'000	2022 £'000
Overseas taxation	781	663

### (b) Reconciliation of tax charge

	2023 £'000	2022 £'000
Return on ordinary activities before taxation	43,024	141,581
Theoretical tax at the current UK Corporation Tax rate of 19% (2022: 19%)	8,175	26,900
Effects of:		
- Non-taxable UK dividends	(6,803)	(6,128)
- Non-taxable UK special dividends	(1,398)	(972)
- Non-taxable overseas dividends	(982)	(3,178)
- Non-taxable gains on investments	(1,145)	(19,345)
- Non-taxable losses on foreign exchange	36	28
- Excess of allowable expenses over taxable income	2,116	2,693
- Disallowable expenses	1	2
- Overseas taxation	781	663
<b>Tax charge for the year</b>	<b>781</b>	<b>663</b>

## NOTES TO THE FINANCIAL STATEMENTS / CONTINUED

**(c) Deferred tax**

Owing to the Company's status as an investment company, and the Directors' intention that it continues to meet the conditions required to maintain that approval in the foreseeable future, no deferred tax has been provided on any capital gains and losses arising on the revaluation or disposal of investments.

**(d) Factors that may affect future tax changes**

The Company has cumulative excess management expenses of £502,750,000 (2022: £491,547,000) that are available to offset future taxable revenue.

A deferred tax asset of £125,687,483 (2022: £122,886,688) at 25% (2022: 25%) has not been recognised in respect of these expenses since the Directors believe that there will be no taxable profits in the future against which deferred tax assets can be offset.

**7. RETURN/(LOSS) PER ORDINARY SHARE**

Return per share is the amount of gain generated for the financial year divided by the weighted average number of ordinary shares in issue.

The basic revenue, capital and total return per ordinary share is based on each of the returns on ordinary activities after taxation and on 168,985,796 (2022: 172,100,486) ordinary shares, being the weighted average number of ordinary shares in issue throughout the year.

**8. DIVIDENDS ON ORDINARY SHARES**

Dividends represent the distribution of income to shareholders. The Company pays four dividends a year - three interims and one final dividend.

	2023		2022	
	pence	£'000	pence	£'000
Dividends paid and recognised in the year:				
- third interim paid in respect of previous year	6.40	10,934	6.00	10,331
- final paid in respect of previous year	6.40	10,925	6.00	10,331
- special dividend paid in respect of previous year	-	-	4.65	8,006
- first interim paid	6.40	10,783	6.00	10,331
- second interim paid	6.40	10,669	6.00	10,320
	25.60	43,311	28.65	49,319

	2023		2022	
	pence	£'000	pence	£'000
Dividends payable in respect of the year:				
- first interim	6.40	10,783	6.00	10,331
- second interim	6.40	10,669	6.00	10,320
- third interim	6.70	11,087	6.40	10,934
- proposed final	6.70	11,087	6.40	10,927
	26.20	43,626	24.80	42,512

The proposed final dividend is subject to approval by ordinary shareholders at the AGM.

## 9. INVESTMENTS HELD AT FAIR VALUE THROUGH PROFIT AND LOSS

The portfolio comprises investments which are principally listed on a regulated stock exchange or traded on AIM. A very small proportion of investments are valued by the Directors as they are unlisted.

### Gains or losses are either:

- realised, usually arising when investments are sold; or
- unrealised, being the difference from cost on those investments still held at the year end.

#### (a) Analysis of investments by listing status

	2023 £'000	2022 £'000
Investments listed on a recognised investment exchange	1,226,649	1,218,419
Unlisted or not regularly traded investments at Directors' valuation	-	306
	1,226,649	1,218,725

#### (b) Analysis of investment gains:

	2023 £'000	2022 £'000
Opening book cost	1,048,510	1,026,675
Opening investment holding gains	170,215	124,333
Opening fair value	1,218,725	1,151,008
Movements in year:		
Purchases at cost	252,724	427,683
Sales - proceeds	(250,823)	(461,781)
Gains on investments in the year	6,023	101,815
<b>Closing fair value</b>	<b>1,226,649</b>	<b>1,218,725</b>
Closing book cost	1,040,163	1,048,510
Closing investment holding gains	186,486	170,215
<b>Closing fair value</b>	<b>1,226,649</b>	<b>1,218,725</b>

The Company received £250,823,000 (2022: £461,781,000) from investments sold in the year. The book cost of these investments when they were purchased was £261,072,000 (2022: £405,848,000) realising a loss of £10,249,000 (2022: gain of £55,933,000). These investments have been revalued over time and until they were sold any unrealised profits/losses were included in the fair value of the investments.

The transaction costs included in gains on investments amount to £1,162,000 (2022: £1,698,000) on purchases and £99,000 (2022: £152,000) for sales.

## 10. DEBTORS

Debtors are amounts which are due to the Company, such as monies due from brokers for investments sold and income which has been earned (accrued) but not yet received.

	2023 £'000	2022 £'000
Amounts due from brokers	-	1,138
Overseas withholding tax recoverable	2,316	1,897
Prepayments and accrued income	10,076	7,789
	12,392	10,824

## NOTES TO THE FINANCIAL STATEMENTS / CONTINUED

**11. OTHER PAYABLES: AMOUNTS FALLING DUE WITHIN ONE YEAR**

Creditors are amounts which must be paid by the Company and are split between those payable within 12 months of the balance sheetdate and those payable after that time. The main creditors have historically been the debenture and bank borrowings. The other creditors include any amounts due to brokers for the purchase of investments, amounts owing on share buy backs awaiting settlement or amounts owed to suppliers (accruals) such as the Manager and auditors.

	2023 £'000	2022 £'000
Debenture Stock 7¾% redeemable 30 September 2022	-	99,874
Amounts due to brokers	-	1,316
Share buybacks awaiting settlement	-	448
Accruals	2,059	802
	2,059	102,440

The debenture was redeemed at par on 30 September 2022.

The effect on the net asset value of deducting the debenture stock at fair value, rather than at par, is disclosed in the Alternative Performance Measures on page 85.

As at 31 March 2022 the Company had a 364 day committed revolving credit facility (the 'bank facility') of £25 million with The Bank of New York Mellon. The facility had not been utilised for a number of years, and a decision was taken that it would not be renewed when it matured on 15 June 2022.

The Company has arranged refinancing for the debenture as previously noted.

**12. UNSECURED SENIOR LOAN NOTES: AMOUNTS FALLING DUE AFTER MORE THAN ONE YEAR**

These creditors are amounts that must be paid, as shown by note 11, but are due more than one year after the balance sheet date.

<b>Loan Notes</b>	2023 £'000	2022 £'000
Unsecured Senior Loan Notes – 2.26% interest rate, maturity 30 September 2037	35,000	-
Unsecured Senior Loan Notes – 2.49% interest rate, maturity 30 September 2047	35,000	-
Unsecured Senior Loan Notes – 2.53% interest rate, maturity 30 September 2051	20,000	20,000
Unsecured Senior Loan Notes – 2.53% interest rate, maturity 30 September 2057	30,000	-
	120,000	20,000

The Unsecured Senior Loan Notes comprise four separate notes. As shown above, each has a fixed interest rate and contracted maturity date when the par value must be repaid. Interest is payable on a semi-annual basis, with equal amounts payable on each of 31 March and 30 September each year. These notes require the Net Assets of the Company to remain not less than £300m. This requirement was met throughout the year.

**13. CALLED UP SHARE CAPITAL**

Share capital represents the total number of shares in issue, including treasury shares.

	2023 £'000	2022 £'000
Share capital:		
Ordinary shares of 25p each	41,369	42,770
Treasury shares of 25p each	7,548	6,147
	48,917	48,917

	2023	2022
Number of ordinary shares in issue:		
Brought forward	171,078,129	172,182,929
Shares bought back and held in treasury	(5,601,604)	(1,104,800)
Carried forward	165,476,525	171,078,129
Number of shares held in treasury:		
Brought forward	24,588,605	23,483,805
Shares bought back into treasury	5,601,604	1,104,800
Carried forward	30,190,209	24,588,605
<b>Total ordinary shares</b>	<b>195,666,734</b>	<b>195,666,734</b>

During the year the Company bought back, into treasury, 5,601,604 (2022: 1,104,800) ordinary shares at an average price of 632.40p (2022: 632.95p) (including costs). Since the year end until 22 May 2023, (being the last practicable day prior to the publication of this report), 655,000 shares have been bought back into treasury. Note 1L on page 63 explains the policy on the transaction costs related to the shares repurchased and held in treasury.

The Directors' Report on pages 36 and 43 sets out the Company's share capital structure, restrictions and voting rights.

#### 14. RESERVES

This note explains the different reserves attributable to shareholders. The aggregate of the reserves and share capital (see previous note) make up total shareholders' funds.

The share premium comprises the net proceeds received by the Company following the issue of shares, after deduction of the nominal amount of 25 pence and any applicable issue costs. The capital redemption reserve maintains the equity share capital of the Company and arose from the nominal value of any shares bought back and cancelled; both are non-distributable.

The capital reserve includes the investment holding gains/(losses), being the difference between cost and market value at the balance sheet date. It also includes cumulative realised gains/(losses) and costs related to share buybacks. Capital investment gains and losses are shown in note 9(b) and form part of the capital reserve.

The revenue reserve and certain amounts of the capital reserve are distributable by way of dividend.

#### 15. NET ASSET VALUE PER ORDINARY SHARE

The Company's total net assets (total assets less total liabilities) are often termed shareholders' funds and are converted into NAV per ordinary share by dividing by the number of shares in issue (excluding treasury shares).

##### NAV - debt at par value

The shareholders funds in the balance sheet are accounted for in accordance with accounting standards. Prior to the redemption of the £100m debenture stock on 30 September 2022 this did not reflect the rights of shareholders on a return of assets under the Articles of Association. Those rights were reflected in the net assets with debt at par and the corresponding NAV per share. A reconciliation between the two sets of figures follows. As the £120m Unsecured Senior Loan Notes were issued at and being recorded at par, a reconciliation is not required.

	2023		2022	
	NAV per share pence	Shareholders' funds £'000	NAV per share pence	Shareholders' funds £'000
Shareholders' funds	688.52	1,139,344	687.31	1,175,837
Less:				
Unamortised discount and expenses arising from debenture issue	-	-	(0.07)	(126)
<b>NAV - debt at par</b>	<b>688.52</b>	<b>1,139,344</b>	<b>687.24</b>	<b>1,175,711</b>

A reconciliation showing the NAV per share and Shareholders funds using debt at fair value is shown in the Alternative Performance Measures on page 85.

## NOTES TO THE FINANCIAL STATEMENTS / CONTINUED

**16. RISK MANAGEMENT, FINANCIAL ASSETS AND LIABILITIES**

Financial instruments comprise the Company's investment portfolio, derivative instruments (if any) as well as cash, and any borrowings, debtors and creditors. This note sets out the Company's financial instruments and the risks related to them.

**Financial instruments**

The Company's financial instruments mainly comprise its investment portfolio (as shown on pages 16 and 17), loan notes, a bank facility as well as its cash, debtors and creditors that arise directly from its operations such as sales and purchases awaiting settlement and accrued income. For the purpose of this note 'cash' should be taken to comprise cash and cash equivalents as defined in note 1D. The accounting policies in note 1C include criteria for the recognition and the basis of measurement applied for financial instruments. Note 1 also includes the basis on which income and expenses arising from financial assets and liabilities are recognised and measured.

The main financial risks that the Company faces from its financial instruments are market risk, liquidity risk, and credit risk. These are set out below:

**Market risk** – arising from fluctuations in the fair value or future cash flows of a financial instrument because of changes in market prices. Market risk comprises three types of risk: currency risk, interest rate risk and other price risk:

- **Currency risk** – arising from fluctuations in the fair value or future cash flows of a financial instrument because of changes in foreign exchange rates;
- **Interest rate risk** – arising from fluctuations in the fair value or future cash flows of a financial instrument because of changes in market interest rates; and
- **Other price risk** – arising from fluctuations in the fair value or future cash flows of a financial instrument for reasons other than changes in foreign exchange rates or market interest rates.

**Liquidity risk** – arising from any difficulty in meeting obligations associated with financial liabilities.

**Credit risk** – arising from financial loss for a company where the other party to a financial instrument fails to discharge an obligation.

**Risk Management Policies and Procedures**

The Directors have delegated to the Manager the responsibility for the day-to-day investment activities and management of gearing of the Company as more fully described in the Directors' Report.

As an investment trust the Company invests in equities and other investments for the long-term so as to fulfil its investment policy (incorporating the Company's investment objective). In pursuing its investment objective, the Company is exposed to a variety of risks that could result in either a reduction in the Company's net assets or a reduction of the profits available for dividends. The associated risk management policies are summarised below and have remained substantially unchanged for the two years under review

**16.1 Market Risk**

The Company's Manager assesses the Company's exposure when making each investment decision, and monitors the overall level of market risk for the whole of the investment portfolio on an ongoing basis. The Board has meetings in each calendar quarter to assess risk and review investment performance, as disclosed in the Board Responsibilities on pages 35 and 36. Any borrowing to gear the investment portfolio is used to enhance returns but also increases the Company's exposure to market risk and volatility. The Company has the ability to gear using its £120 million Unsecured Senior Loan Notes.

**16.1.1 Currency risk**

The majority of the Company's assets and all of its liabilities are denominated in sterling. There is some exposure to US dollar, Swiss franc and the Euro.

**16.1.2 Inflation risk**

The Company has no assets or liabilities that have direct inflation link properties.

**Management of the currency risk**

The Manager monitors the Company's direct exposure to foreign currencies on a daily basis and reports to the board on a regular basis. Forward currency contracts can be used to reduce the Company's exposure to foreign currencies arising naturally from the Manager's choice of securities. All contracts are limited to currencies and amounts commensurate with the assets denominated in currencies. No Forward currency contracts were used during the year (2022: none).



Income denominated in foreign currencies is converted to sterling on receipt. The Company does not use financial instruments to mitigate the currency exposure in the period between the time that income is included in the financial statements and its receipt.

The Company may invest up to 20% of the portfolio in securities listed on non-UK stock exchanges. At the year end holdings of non-UK securities total £93.8 million (2022: £144.3 million) representing 7.7% (2022: 12.0%) of the portfolio.

### Currency exposure

The fair values of the Company's monetary items that had a material currency exposure at 31 March are shown below. Where the Company's equity investments (which are not monetary items) are priced in a foreign currency, they have been included separately in the analysis so as to show the overall level of exposure.

Currency exposure	2023				2022		
	USD £'000	DKK £'000	CHF £'000	EUR £'000	USD £'000	CHF £'000	EUR £'000
Foreign currency exposure on net monetary items	3,137	40	1,420	1,495	3,793	1,106	2,389
Investments at fair value through profit or loss that are equities	22,356	-	32,549	52,668	46,641	27,635	70,032
<b>Total net foreign currency exposure</b>	<b>25,493</b>	<b>40</b>	<b>33,969</b>	<b>54,163</b>	<b>50,434</b>	<b>28,741</b>	<b>72,421</b>

The above may not be representative of the exposure to risk during the year, because the levels of foreign currency exposure may change significantly throughout the year.

### Currency sensitivity

In respect of the Company's material direct foreign currency exposure to investments denominated in currencies, if sterling had weakened by 3.9% (2022: 2.0%) for the US dollar, 3.5% (2022: 1.5%) for the Swiss franc, 2.0% (2022: 1.2%) for the Euro, and for the Danish Krone, 2.0% (2022: £nil) during the year, the capital return and net assets of the Company would have increased for all currency exposures by £3.2 million (2022: £2.3 million). Conversely, if sterling had strengthened to the same extent for the currencies mentioned above, the capital return and net assets of the Company would have decreased by the same amount. The exchange rate variances noted above have been based on market volatility in the year, using the standard deviation of sterling's fluctuation to the applicable currency. This sensitivity takes no account of any impact on the market values of the Company's investments arising from the foreign currency mix of their respective revenues, expenses, assets and liabilities.

#### 16.1.3 Interest rate risk

Interest rate movements will affect the level of income receivable on cash deposits and money market funds, and the interest payable on variable rate borrowings. When the Company has cash balances, they are held on variable rate bank accounts yielding rates of interest dependent on the base rate determined by the custodian, The Bank of New York Mellon (International) Limited.

The Company has Unsecured Senior Loan Notes of £120 million (2022: £20 million). The Unsecured Senior Loan Notes have a fixed interest rate which only exposes the Company to changes in market value in the event that the debt is repaid before maturity. Specifics of the Unsecured Senior Loan Notes are shown in note 12. The details of their fair value and the affect on net asset value within the Net Asset Value (NAV) - Debt at Fair Value reconciliation within the Alternative Performance Measures on page 85.

The Company held two fixed income securities during the year (2022: one), both being short-term zero coupon government bonds which matured during the financial year. As at 31 March 2023 no government bonds (2022: one) to the value of £nil (2022: £19.98m) were recognised as a Cash and Cash Equivalent on the Balance Sheet.

### Interest rate exposure

At 31 March the exposure of financial assets and financial liabilities to interest rate risk is shown by reference to:

- floating interest rates (giving cash flow interest rate risk) - when the interest rate is due to be re-set; and
- fixed interest rates (giving fair value interest rate risk) - when the financial instrument is due for repayment.

## NOTES TO THE FINANCIAL STATEMENTS / CONTINUED

	2023				2022			
	Within one year £'000	Between one and five years £'000	After five years £'000	Total £'000	Within one year £'000	Between one and five years £'000	After five years £'000	Total £'000
Exposure to floating interest rates:								
- Cash and cash equivalents	22,488	-		22,488	48,748	-		48,748
- Exposure to fixed interest rates:								-
- UK Government Treasury Bill	-	-		-	19,980	-		19,980
- Debenture stock - debt at par value	-	-		-	(100,000)			(100,000)
- Unsecured Senior Loan Notes - debt at par value	-	-	(120,000)	(120,000)	-	-	(20,000)	(20,000)
<b>Total exposure to interest rates</b>	<b>22,488</b>	<b>-</b>	<b>(120,000)</b>	<b>(97,512)</b>	<b>(31,272)</b>	<b>-</b>	<b>(20,000)</b>	<b>(51,272)</b>

**16.1.4 Other price risk**

Other price risks (i.e. changes in market prices other than those arising from interest rate risk or currency risk) may affect the value of the equity investments, but it is the business of the Manager to manage the portfolio to achieve the best return that he can.

**Management of the other price risk**

The Directors manage the market price risks inherent in the investment portfolio by meeting regularly to monitor on a formal basis the Manager's compliance with the Company's stated objectives and policies, and to review investment performance.

The Company's portfolio is the result of the Manager's investment process and need not be highly correlated with the Company's benchmark or the market in which the Company invests. The value of the portfolio will not move in line with the market but will move as a result of the performance of the company shares within the portfolio.

If the value of the portfolio fell by 10% at the balance sheet date, the profit after tax for the year and the net assets of the Company would decrease by £122.7 million (2022: £121.9 million). Conversely, if the value of the portfolio rose by 10%, the profit after tax and the net assets of the Company would increase by the same amounts.

**16.2 Liquidity risk**

Liquidity risk is minimised as the majority of the Company's investments constitute a diversified portfolio of readily realisable securities which can be sold to meet funding commitments as necessary.

### Liquidity risk exposure

The contractual maturities of the financial liabilities at the year end, based on the earliest date on which payment can be required, are as follows:

	Three months or less £'000	More than three months but less than one year £'000	More than one year £'000	Total £'000
<b>2023</b>				
Loan note - debt at par value	-	-	120,000	120,000
Interest on loan notes	-	2,928	70,500	73,428
Accruals	2,059	-	-	2,059
	2,059	2,928	190,500	195,487

	Three months or less £'000	More than three months but less than one year £'000	More than one year £'000	Total £'000
<b>2022</b>				
Debenture stock - debt at par value	-	100,000	-	100,000
Loan note - debt at par value	-	-	20,000	20,000
Interest on debenture stock	-	3,875	-	3,875
Interest on loan note	-	506	14,421	14,927
Amounts due to brokers	1,316	-	-	1,316
Share buybacks awaiting settlement	448	-	-	448
Accruals	802	-	-	802
	2,566	104,381	34,421	141,368

### 16.3 Credit risk

Credit risk encompasses the failure by counterparties to deliver securities which the Company has paid for, or to pay for securities which the Company has delivered, and cash balances. Counterparty risk is minimised by using only approved counterparties. The Company's ability to operate in the short-term may be adversely affected if the Company's custodian suffers insolvency or other financial difficulties. However, with the support of the depositary's restitution obligation the risk of outright credit loss on the investment portfolio is remote. The Board reviews the custodian's annual controls report and the Manager's management of the relationship with the custodian. Cash balances are limited to a maximum of 1% of net assets with any one deposit taker, with only approved deposit takers being used, and a maximum deposit of 6% of net assets in aggregate in liquidity funds with credit ratings of AAAM (or equivalent). These limits are at the discretion of the Board and are reviewed on a regular basis. The investment policy also allows for UK Government Treasuries to be held. Such holdings are recorded as cash equivalents if they meet the criteria set out in Note 1D on page 59.

### 16.4 Custody risk

All investment assets are held in custody by The Bank of New York Mellon (International) Limited in accounts segregated from the bank's own assets.

### 17. Classification Under Fair Value Hierarchy

The values of the financial assets and financial liabilities are carried either at their fair value (investments), or at a reasonable approximation of fair value (amounts due from brokers, dividends receivable, accrued income, amounts due to brokers, accruals, cash and any drawings on the bank facility) or at amortised cost (debenture).

## NOTES TO THE FINANCIAL STATEMENTS / CONTINUED

**Fair Value Hierarchy Disclosures**

All except two of the Company's portfolio of investments are in the Level 1 category as defined in FRS 102 as amended for fair value hierarchy disclosures (March 16). The three levels set out in this follow.

Level 1 - the unadjusted quoted price in an active market for identical assets or liabilities that the entity can access at the measurement date.

Level 2 - Inputs other than quoted prices included within Level 1 that are observable (i.e. developed using market data) for the asset or liability, either directly or indirectly.

Level 3 - Inputs are unobservable (i.e. for which market data is unavailable) for the asset or liability.

Categorisation within the hierarchy is determined on the basis of the lowest level input that is significant to the fair value measurement of each relevant asset/liability.

The valuation techniques used by the Company are explained in the accounting policies note.

	<b>2023</b>			
	<b>Level 1 £'000</b>	<b>Level 2 £'000</b>	<b>Level 3 £'000</b>	<b>Total £'000</b>
Financial assets designated at fair value through profit or loss:				
Quoted investments:				
Equities and preference shares	1,226,649	-	-	1,226,649
Unquoted and suspended investments	-	-	-	-
<b>Total for financial assets</b>	1,226,649	-	-	1,226,649

	<b>2022</b>			
	<b>Level 1 £'000</b>	<b>Level 2 £'000</b>	<b>Level 3 £'000</b>	<b>Total £'000</b>
Financial assets designated at fair value through profit or loss:				
Quoted investments:				
Equities and preference shares	1,218,419	-	-	1,218,419
Unquoted investments	-	-	306	306
<b>Total for financial assets</b>	1,218,419	-	306	1,218,725

The valuation techniques used by the Company are explained in the accounting policies note. At the end of the financial year there were no Level 2 investments (2022: no Level 2 investments). There were two Level 3 investments at the year end totalling £nil (2022: two investments totalling: £306,000).

The holding in Eurovestech did not change during the year, but the fair value was reduced to £nil (2022: £69,000).

Raven Property is the other unquoted investment. Their issued preference shares were suspended on 2 March 2022 due to sanctions on the company's Russian businesses. At the balance sheet date the shares have been de-listed and recorded a fair value of £nil (2022: £237,000).

The book cost and fair value of the debenture stock, based on the offer value at the balance sheet date, are as follows:

	2023		2022	
	Book Value £'000	Fair Value £'000	Book Value £'000	Fair Value £'000
Debenture stock repayable within one year:				
7 <sup>3</sup> / <sub>4</sub> % Debenture Stock 30 September 2022	-	-	100,000	102,734
Discount on issue of debenture stock	-	-	(126)	-
Loan notes repayable after five year:				
Unsecured Senior Loan Notes	120,000	78,253	20,000	18,204
	120,000	78,253	119,874	120,938

Please refer to page 85 which describes the fair valuation process of the Company's loan notes.

## 18. CAPITAL MANAGEMENT

The Company's total capital employed at 31 March 2023 was £1,259,276,000 (2022: £1,259,314,000) comprising borrowings of £120,000,000 (2022: £119,874,000) and equity share capital and other reserves of £1,139,344,000 (2022: £1,175,837,000).

The Company's total capital employed is managed to achieve the Company's objective and investment policy as set out on page 14, including that borrowings may be used to provide gearing of the equity portfolio up to the maximum authorised by shareholders, currently 25% of net assets. Net gearing was 4.7% (2022: 4.4%) at the balance sheet date. The Company's policies and processes for managing capital were unchanged throughout the year and the preceding year.

The main risks to the Company's investments are shown in the Strategic Report under the 'Principal Risks and Uncertainties' section on pages 18 to 21. These also explain that the Company is able to use borrowings to gear and that gearing will amplify the effect on equity of changes in the value of the portfolio.

The Board can also manage the capital structure directly since it has taken the powers, which it is seeking to renew, to issue and buy-back shares and it also determines dividend payments.

The Company is subject to externally imposed capital requirements with respect to the obligation and ability to pay dividends by section 1158 Corporation Tax Act 2010 and by the Companies Act 2006, respectively, and with respect to the availability of the bank facility by the terms imposed by the lender. The Board regularly monitors, and has complied with, the externally imposed capital requirements. This is unchanged from the prior year. As detailed in note 11 and note 12, current borrowings comprise the unsecured senior loan notes.

## 19. CONTINGENCIES, GUARANTEES AND FINANCIAL COMMITMENTS

There were no contingencies, guarantees or other financial commitments of the Company as at 31 March 2023 (2022: nil).

## 20. RELATED PARTY TRANSACTIONS AND TRANSACTIONS WITH MANAGER

A related party is a company or individual who has direct or indirect control or who has significant influence over the Company. Under accounting standards, the Manager is not a related party.

Under UK GAAP, the Company has identified the Directors as related parties. The Directors' remuneration and interests have been disclosed in pages 45 and 48 with additional disclosure in note 4. No other related parties have been identified.

Details of the Manager's services and fees are disclosed in the Directors' Report on page 41, and in note 3.

## 21. POST BALANCE SHEET EVENTS

There are no significant events after the end of the reporting period requiring disclosure.

# OTHER INFORMATION FOR SHAREHOLDERS



# NOTICE OF ANNUAL GENERAL MEETING

THIS DOCUMENT IS IMPORTANT AND REQUIRES YOUR IMMEDIATE ATTENTION.

**If you are in any doubt as to what action to take, you should consult your stockbroker, solicitor, accountant or other appropriate independent professional advisor authorised under the Financial Services and Markets Act 2000. If you have sold or otherwise transferred all your shares in The Edinburgh Investment Trust plc, please forward this document and the accompanying Form of Proxy to the person through whom the sale or transfer was effected, for transmission to the purchaser or transferee.**

## NOTICE OF ANNUAL GENERAL MEETING

Notice is hereby given that the one hundred and thirty third Annual General Meeting of The Edinburgh Investment Trust plc will be held at The Balmoral Hotel, Edinburgh, EH2 2EQ, at 11am on 19 July 2023.

The 2023 AGM will be held in person and voting will be on a show of hands. In addition, shareholders may follow the proceedings virtually using a smartphone, tablet or computer. Shareholders will be able to view and listen to a webcast of the 2023 AGM and submit questions to the Directors in writing. Those following proceedings virtually will not be able to vote on-line and are encouraged to vote ahead of the meeting. To join the 2023 AGM virtually, please visit [www.edinburgh-investment-trust.co.uk](http://www.edinburgh-investment-trust.co.uk) from your device. The recording of the 2023 AGM will be available on the Company's website as soon as practicable after the conclusion of the AGM.

Virtual access to the Annual General Meeting will be available from 10.30 a.m. on 19 July 2023 although you will not be able to submit questions until the Annual General Meeting is declared open. If you wish to appoint a proxy and for them to attend the Annual General Meeting on your behalf, please contact Link Group on telephone number +44 (0) 371 277 1020\*.

\*Lines are open from 9.00 a.m. to 5.30 p.m. Monday to Friday, calls are charged at the standard geographic rate and will vary by provider. Calls outside the UK will be charged at the applicable international rate.

## AGM VOTING

Shareholders are encouraged to vote by proxy and to appoint the "Chair of the Meeting" as their proxy. Details of how to vote, either electronically, by proxy form or through CREST, can be found in the Notes to the Notice of AGM on pages 79 to 80.

The results of the AGM will be announced to the London Stock Exchange and placed on the Company's website, as soon as practicable after the conclusion of the AGM.

## ORDINARY BUSINESS

To consider and, if thought fit, to pass the following resolutions all of which will be proposed as Ordinary Resolutions.

1. To receive and consider the Annual Financial Report for the year ended 31 March 2023;
2. To approve the Annual Statement and Report on Remuneration for the year ended 31 March 2023;
3. To declare a final dividend on the ordinary shares;
4. To re-elect Steven Baldwin as a Director of the Company;
5. To re-elect Elisabeth Stheeman as a Director of the Company;
6. To re-elect Patrick Edwardson as a Director of the Company;
7. To re-elect Aidan Lisser as a Director of the Company;
8. To elect Annabel Tagoe-Bannerman as a Director of the Company;
9. To re-appoint PricewaterhouseCoopers LLP as auditors of the Company; and
10. To authorise the Audit Committee to determine the remuneration of the auditors.

## SPECIAL BUSINESS

To consider and, if thought fit, to pass the following resolutions of which resolution 11 will be proposed as an Ordinary Resolution and resolutions 12, 13 and 14 as Special Resolutions:

11. That:

in substitution for any existing authority under section 551 of the Companies Act 2006 (the 'Act') but without prejudice to the exercise of any such authority prior to the date of this resolution the Directors of the Company be generally and unconditionally authorised in accordance with section 551 of the Act as amended from time to time prior to the date of the passing of this resolution, to exercise all powers of the Company to allot shares and grant rights to subscribe for, or convert any securities into, shares up to an aggregate nominal amount within the meaning of sections 551(3) and (6) of the Act) of £4,891,668 this being 10% of the Company's issued ordinary share capital as at 22 May 2023, such authority to expire at the conclusion of the next Annual General Meeting of the Company or the date fifteen months after the passing of this resolution, whichever is the earlier unless the authority is renewed or revoked at any other general meeting prior to such time, but so that this authority shall allow the Company to make offers or agreements before the expiry of this authority which would or might require shares to be allotted, or rights to be granted, after such expiry as if the authority conferred by this resolution had not expired.

## NOTICE OF ANNUAL GENERAL MEETING / CONTINUED

## 12. That:

subject to the passing of resolution number 11 set out in the notice of this meeting (the 'Section 551 Resolution') and in substitution for any existing authority under sections 570 and 573 of the Companies Act 2006 (the 'Act') but without prejudice to the exercise of any such authority prior to the date of this resolution, the Directors be and are hereby empowered, in accordance with sections 570 and 573 of the Act as amended from time to time prior to the date of the passing of this resolution to allot equity securities (within the meaning of section 560(1), (2) and (3) of the Act) for cash, either pursuant to the authority given by the Section 551 Resolution or (if such allotment constitutes the sale of relevant shares which, immediately before the sale, were held by the Company as treasury shares) otherwise, as if section 561 of the Act did not apply to any such allotment, provided that this power shall be limited:

- (a) to the allotment of equity securities in connection with a rights issue in favour of all holders of a class of equity securities where the equity securities attributable respectively to the interests of all holders of securities of such class are either proportionate (as nearly as may be) to the respective numbers of relevant equity securities held by them or are otherwise allotted in accordance with the rights attaching to such equity securities (subject in either case to such exclusions or other arrangements as the Directors may deem necessary or expedient in relation to fractional entitlements or legal, regulatory or practical problems under the laws of, or the requirements of, any regulatory body or any stock exchange in any territory or otherwise); and
- (b) to the allotment (otherwise than pursuant to a rights issue) of equity securities up to an aggregate nominal amount of £4,891,668 this being 10% of the Company's issued ordinary share capital as at 22 May 2022.

and this power shall expire at the conclusion of the next Annual General Meeting of the Company or the date fifteen months after the passing of this resolution, whichever is the earlier, unless the authority is renewed or revoked at any other general meeting prior to such time, but so that this power shall allow the Company to make offers or agreements before the expiry of this power which would or might require equity securities to be allotted after such expiry as if the power conferred by this resolution had not expired; and so that words and expressions defined in or for the purposes of Part 17 of the Act shall bear the same meanings in this resolution.

## 13. That:

the Company be generally and subject as hereinafter appears unconditionally authorised in accordance with section 701 of the Companies Act 2006 (the 'Act') to make market purchases (within the meaning of section 693(4) of the Act) of the issued ordinary shares of 25p each in the capital of the Company ('Shares')

Provided always that:

- (a) the maximum number of Shares hereby authorised to be purchased shall be 29,330,443 ordinary shares (being 14.99% of the issued ordinary share capital of the Company as at 22 May 2023);
- (b) the minimum price which may be paid for a Share shall be 25p;
- (c) the maximum price which may be paid for a Share must not be more than the higher of: (i) 5 per cent. above the average of the mid-market values of the Shares for the five business days before the purchase is made; and (ii) the higher of the price of the last independent trade in the Shares and the highest then current independent bid for the Shares on the London Stock Exchange;
- (d) any purchase of Shares will be made in the market for cash at prices below the prevailing net asset value per Share (as determined by the Directors);
- (e) the authority hereby conferred shall expire at the conclusion of the next Annual General Meeting of the Company or the date fifteen months after the passing of this resolution, whichever is the earlier, unless the authority is renewed or revoked at any other general meeting prior to such time;
- (f) the Company may make a contract to purchase Shares under the authority hereby conferred prior to the expiry of such authority which will or may be executed wholly or partly after the expiration of such authority and may make a purchase of Shares pursuant to any such contract; and
- (g) any shares so purchased shall be cancelled, or, if the Directors so determine and subject to the provisions of section 724 to 731 of the Companies Act 2006 and any applicable regulations of the United Kingdom Listing Authority, be held (or otherwise dealt with in accordance with section 727 or 729 of the Companies Act 2006) as treasury shares.

## 14. That:

the period of notice required for general meetings of the Company (other than AGMs) shall be not less than 14 days.

The resolutions are explained further in the Directors' Report on pages 42 and 43.



## Notes

1. The 2023 AGM will be held in person and voting will be on a show of hands, however, shareholders may follow the proceedings virtually using a smartphone, tablet or computer. Shareholders should continue to monitor the Company's website at <https://www.edinburgh-investment-trust.co.uk/> and our announcements for any updates in relation to the meeting.
2. A member entitled to attend and vote at the AGM is entitled to appoint one or more proxies to attend, speak and vote in his stead. A proxy need not be a member of the Company. In order to be valid an appointment of proxy must be returned by one of the following methods:
  - via The Link Group website [www.signalshares.com](http://www.signalshares.com); or
  - in hard copy form by post, by courier or by hand to the Company's Registrars, Link Group, PXS 1, Central Square, 29, Wellington Street, Leeds, LS1 4DL; or
  - in the case of CREST members, by utilising the CREST electronic proxy appointment service in accordance with the procedures set out below and in each case, to be received by the Company not less than 48 hours before the time of the meeting. Any amended proxy appointment must be received by this time.

If you are an institutional investor you may be able to appoint a proxy electronically via the Proximity platform, a process which has been agreed by the Company and approved by the Registrar. For further information regarding Proximity, please go to [www.proximity.io](http://www.proximity.io). Your proxy must be lodged by 11.00 am on 17 July 2023 in order to be considered valid. Before you can appoint a proxy via this process, you will need to have agreed to Proximity's associated terms and conditions. It is important that you read these carefully as you will be bound by them and they will govern the electronic appointment of your proxy.

3. CREST members who wish to appoint a proxy by utilising the CREST electronic proxy appointment service may do so by utilising the procedures described in the CREST Manual. CREST Personal Members or other CREST sponsored members, and those CREST members who have appointed a voting service provider(s), should refer to their CREST sponsor or voting service provider(s) who will be able to take the appropriate action on their behalf. In order for a proxy appointment made by means of CREST to be valid, the appropriate CREST message (a 'CREST Proxy Instruction') must be properly authenticated in accordance with Euroclear UK & Ireland Limited's specifications and must contain the information required for such instructions, as described in the CREST Manual. The message, regardless of whether it relates to the appointment of a proxy or to an amendment to the instruction given to a previously appointed proxy

must, in order to be valid, be transmitted so as to be received by the issuer's agent (ID RA10) by the latest time(s) for receipt of proxy appointments specified in this document. For this purpose, the time of receipt will be taken to be the time (as determined by the time stamp applied to the message by the CREST Applications Host) from which the issuer's agent is able to retrieve the message by enquiry to CREST in the manner prescribed by CREST. After this time any changes of instructions to proxies through CREST should be communicated to the appointee through other means.

The Company may treat as invalid a CREST Proxy Instruction in the circumstances set out in Regulation 35(5)(a) of the Uncertificated Securities Regulations 2001. CREST members and, where applicable, their CREST sponsors or voting service provider(s) should note that Euroclear UK & Ireland Limited does not make available special procedures in CREST for any particular messages. Normal system timings and limitations will therefore apply in relation to the input of CREST Proxy Instructions. It is the responsibility of the CREST member concerned to take or, if the CREST member is a CREST personal member or sponsored member or has appointed a voting service provider(s), to procure that his CREST sponsor or voting service provider(s) take(s), such action as shall be necessary to ensure that a message is transmitted by means of the CREST system by any particular time. In this connection, CREST members and, where applicable, their CREST sponsors or voting service providers are referred, in particular, to those sections of the CREST Manual concerning practical limitations of the CREST system and timings. The CREST Manual can be reviewed at [www.euroclear.com/CREST](http://www.euroclear.com/CREST).

4. A form of appointment of proxy is enclosed.
 

To be effective, the form of appointment of proxy, duly completed and executed, together with any power of attorney or other authority under which it is signed (or a notarially certified copy thereof) must be lodged at the office of the Company's Registrars, Link Group, PXS 1, Central Square, 29, Wellington Street, Leeds, LS1 4DL by no later than 11am on 17 July 2023.
5. A person entered on the Register of Members at close of business on 17 July 2023 (a 'member') is entitled to vote at the Meeting pursuant to Regulation 41 of the Uncertificated Securities Regulations 2001. Any changes to the Register of Members after such time and date shall be disregarded in determining the rights of any person to vote at the Meeting. If the Meeting is adjourned, entitlement to vote at the adjourned meeting, and the number of votes which may be cast thereat, will be determined by reference to the Company's register of members 48 hours before the time fixed for the adjourned meeting.

## NOTICE OF ANNUAL GENERAL MEETING / CONTINUED

6. The Terms of Reference of the Audit, Management Engagement and Nominations Committees and the Letters of Appointment for Directors will be available for inspection at the website of the Company at [www.edinburgh-investment-trust.co.uk](http://www.edinburgh-investment-trust.co.uk).
7. A copy of the Company's Articles of Association is available for inspection at the website of the Company at <https://www.edinburgh-investment-trust.co.uk/>
8. Any person to whom this Notice is sent who is a person nominated under section 146 of the Companies Act 2006 to enjoy information rights (a 'Nominated Person') may have a right, under an agreement between him/her and the shareholder by whom he/she was nominated, to be appointed (or to have someone else appointed) as a proxy for the meeting. If a Nominated Person has no such proxy appointment right or does not wish to exercise it, he/she may have a right, under such an agreement, to give instructions to the shareholder as to the exercise of voting rights.  
  
The statement of the above rights of the shareholders in relation to the appointment of proxies does not apply to Nominated Persons. Those rights can only be exercised by shareholders of the Company.
9. Any corporation which is a member can appoint one or more corporate representatives who may exercise on its behalf all of its powers as a member provided that they do not do so in relation to the same shares.
10. You may not use any electronic address (within the meaning of section 333(4) of the Companies Act 2006) provided in this Notice (or in any related documents including the proxy form) to communicate with the Company for any purposes other than those expressly stated.
11. As at 22 May 2023 (being the last practicable day prior to the publication of this Notice) the Company's issued share capital consists of 195,666,734 ordinary shares of 25p each carrying one vote each. 30,845,209 ordinary shares held in treasury, therefore, the total voting rights in the Company as at that date are 164,821,525.
12. A copy of this notice (which is at the back of the annual financial report), and other information required by section 311A of the Companies Act 2006, can be found at <https://www.edinburgh-investment-trust.co.uk/>
13. Shareholders should note that it is possible that, pursuant to requests made by members of the Company under section 527 of the Companies Act 2006, the Company may be required to publish on a website a statement setting out any matter relating to: (i) the audit of the Company's financial statements (including the auditor's report and the conduct of the audit) that are to be laid before the AGM for the financial year beginning on 1 April 2022; or (ii) any circumstance connected with an auditors of the Company appointed for the financial year beginning on 1 April 2022 ceasing to hold office since the previous meeting at which the annual financial report was laid in accordance with section 437 of the Companies Act 2006 (in each case) that the members propose to raise at the relevant AGM.  
  
The Company may not require the members requesting any such website publication to pay its expenses in complying with sections 527 or 528 of the Companies Act 2006. Where the Company is required to place a statement on a website under section 527 of the Companies Act 2006, it must forward the statement to the Company's auditors not later than the time when it makes the statement available on the website. The business which may be dealt with at the AGM includes any statement that the Company has been required under section 527 of the Companies Act 2006 to publish on a website.

# SHAREHOLDER INFORMATION

## HOW TO INVEST IN THE EDINBURGH INVESTMENT TRUST PLC (THE COMPANY)

The Company's shares are quoted on the London Stock Exchange. There are a variety of ways by which investors can buy the shares. Shares may be purchased through discretionary wealth managers, banks, independent financial advisors and via a large number of execution-only trading platforms. The Manager's website contains a list of some of the larger dealing platforms as well as a link to unbiased.co.uk, for those seeking financial advice, and to the AIC's website at [www.theaic.co.uk](http://www.theaic.co.uk) for detailed information on investment companies.

## SHARE PRICE

The price of your ordinary shares can be found in the Financial Times, Daily Telegraph, The Scotsman and The Times.

In addition, share price information can be found at the London Stock Exchange website using the EDIN ticker code, on the website of most share dealing platforms and on the Company's own website <https://www.edinburgh-investment-trust.co.uk/>

## NAV PUBLICATION

The NAV of the Company's ordinary shares is calculated by the Manager on a daily basis and is notified to the Stock Exchange on the next business day. It is published daily in the newspapers detailed above.

## COMPANY'S WEBSITE

Information relating to the Company including investment objective, supporting philosophy and investment performance along with news, opinions, disclosures, results and key information documents can be found on the Company's website <https://www.edinburgh-investment-trust.co.uk/>.

The contents of websites referred to in this document, or accessible from links within those websites, are not incorporated in to, nor do they form part of this annual financial report.

## FINANCIAL CALENDAR

In addition, the Company publishes information according to the following calendar:

## ANNOUNCEMENTS

Annual financial report	May
Half-yearly financial report	November

## LONDON SHAREHOLDER PRESENTATION

The Company intends to invite Shareholders to a presentation by the portfolio manager, James de Uphaugh and to meet with Directors in September.

Please note this is a non-voting meeting.

## DIVIDEND PAYABLE TIMETABLE

1st interim	November
2nd interim	February
3rd interim	May
Final	July

## ANNUAL GENERAL MEETING

July

## YEAR END

31 March

## LOCATION OF AGM

The one hundred and thirty third Annual General Meeting of the Company will be held at The Balmoral Hotel, Edinburgh, EH2 2EQ on 19 July 2023 at 11am.

## UK GENERAL DATA PROTECTION REGULATION (UK GDPR)

UK GDPR is a positive step towards individuals knowing how their personal data is used and also having more control over how it is used. The Company has a privacy notice which sets out what personal data is collected, and how and why it is used. The latest privacy notice can be found at [www.edinburgh-investment-trust.co.uk](http://www.edinburgh-investment-trust.co.uk) under the 'Other Documents' section, or a copy can be obtained from the Company Secretary whose correspondence address is shown on the next page.

# ADVISORS AND PRINCIPAL SERVICE PROVIDERS

## REGISTERED OFFICE

*From 9 May 2023*

First Floor  
9 Haymarket Square,  
Edinburgh EH3 8RY

*Before 9 May 2023*

Quartermile One 15 Lauriston Place  
Edinburgh EH3 9EP

## COMPANY NUMBER

Registered in Scotland.  
Number: SC1836

## ALTERNATIVE INVESTMENT FUND MANAGER (MANAGER)

Liontrust Fund Partners LLP  
2 Savoy Court  
London WC2R 0EZ  
☎ 020 7412 1700

## COMPANY SECRETARY

Apex Listed Companies Services (UK) Limited  
6<sup>th</sup> Floor, 125 London Wall Street  
London EC2Y 5AS  
☎ 020 3327 9720

## INDEPENDENT AUDITORS

PricewaterhouseCoopers LLP  
7 More London Riverside  
London SE1 2RT

## DEPOSITARY AND CUSTODIAN

The Bank of New York Mellon (International) Limited  
160 Queen Victoria Street  
London EC4V 4LA

## BANKER

The Bank of New York Mellon  
160 Queen Victoria Street  
London EC4V 4LA

## CORPORATE BROKER

Investec Bank plc  
30 Gresham Street  
London EC2V 7QP

## THE ASSOCIATION OF INVESTMENT COMPANIES

The Company is a member of the Association of Investment Companies. Contact details are as follows:

☎ 020 7282 5555

Email: [enquiries@theaic.co.uk](mailto:enquiries@theaic.co.uk)

Website: [www.theaic.co.uk](http://www.theaic.co.uk)

## LEGAL ADVISOR

Dentons UK and Middle East LLP

*From 9 May 2023*

First Floor  
9 Haymarket Square,  
Edinburgh EH3 8RY

*Before 9 May 2023*

Quartermile One 15 Lauriston Place  
Edinburgh EH3 9EP

## REGISTRAR

Link Group  
10th Floor  
Central Square  
29 Wellington Street  
Leeds  
LS1 4DL

If you hold your shares direct and not through a Savings Scheme or ISA and have queries relating to your shareholding, you should contact the Registrars on:

☎ 0371 664 0300.

Calls are charged at the standard geographic rate and will vary by provider.

From outside the UK: +44 371 664 0300. Calls from outside the United Kingdom will be charged at the applicable international rate. Lines are open from 9.00am to 5.30pm, Monday to Friday (excluding UK Public Holidays).

Shareholders can also access their holding details via Link's website:

[www.signalshares.com](http://www.signalshares.com).

Link Group provide an on-line and telephone share dealing service to existing shareholders who are not seeking advice on buying or selling. This service is available at [www.linksharedeal.com](http://www.linksharedeal.com) or

☎ 0371 664 0445.

Calls are charged at the standard geographic rate and will vary by provider.

From outside the UK: +44 371 664 0445. Calls from outside the UK will be charged at the applicable international rate. Lines are open from 8.00am to 5.30pm, Monday to Friday (excluding UK Public Holidays).

Link Group is the business name of Link Market Services Limited.

# GLOSSARY OF TERMS AND ALTERNATIVE PERFORMANCE MEASURES

## ALTERNATIVE PERFORMANCE MEASURE (APM)

An APM is a measure of performance or financial position that is not defined in applicable accounting standards and cannot be directly derived from the financial statements. The calculations shown in the corresponding tables are for the financial years ended 31 March 2023 and 31 March 2022. The APMs listed here are widely used in reporting within the investment company sector and consequently aid comparability, providing useful additional information.

## BENCHMARK (OR BENCHMARK INDEX)

A standard against which performance can be measured, usually an index that averages the performance of companies in a stock market or a segment of the market. The benchmark most often referred to in this interim financial report is the FTSE All-Share Index.

## BENCHMARK RETURN

Total return on the benchmark is on a mid-market value basis, assuming all dividends received were reinvested, without transaction costs, into the shares of the underlying companies at the time the shares were quoted ex-dividend.

## DISCOUNT OR PREMIUM (APM)

Discount is a measure of the amount by which the mid-market price of an investment company share is lower than the underlying net asset value of that share. Conversely, Premium is a measure of the amount by which the mid-market price of an investment company share is higher than the underlying net asset value of that share. In this annual financial report the discount is expressed as a percentage of the NAV per share with debt at fair value (see reconciliation of NAV per share with debt at fair value within the Net Asset Value (NAV) Debt at Fair Value reconciliation within the Alternative Performance Measures on page 85) and is calculated according to the formula set out below. If the shares are trading at a premium the result of the below calculation will be positive and if they are trading at a discount it will be negative.

	Page		2023	2022
Share price	2	a	660.00p	634.00p
Net asset value per share – debt at fair value APM	85	b	713.75p	686.69p
<b>Discount</b>		$c = (a-b)/b$	(7.5)%	(7.7)%

## DIVIDEND YIELD

The annual dividend payable expressed as a percentage of the year end share price.

	Page		2023	2022
Dividends per share payable in respect of the year (note 8)	2	a	26.20p	24.80p
Share price	2	b	660.00p	634.00p
<b>Dividend yield</b>		$c = a/b$	4.0%	3.9%

## GEARING

The gearing percentage reflects the amount of borrowings that a company has invested. This figure indicates the extra amount by which net assets, or shareholders' funds, would move if the value of a company's investments were to rise or fall. A positive percentage indicates the extent to which net assets are geared; a nil gearing percentage, or 'nil', shows a company is ungeared. A negative percentage indicates that a company is not fully invested and is holding net cash as described below.

There are several methods of calculating gearing and the following has been used in this report:

## GLOSSARY OF TERMS AND ALTERNATIVE PERFORMANCE MEASURES / CONTINUED

**GROSS GEARING (APM)**

This reflects the amount of gross borrowings in use by a company and takes no account of any cash balances. It is based on gross borrowings as a percentage of net assets.

	Page		2023 £'000	2022 £'000
Unsecured Senior Loan Notes – debt at fair value	75		78,253	18,204
Debenture stock – debt at fair value APM	75		-	102,734
Gross borrowings		a	78,253	120,938
Net asset value – debt at fair value APM	85	b	1,181,091	1,174,773
<b>Gross gearing</b>		c = a/b	6.6%	10.3%

**NET GEARING OR NET CASH (APM)**

Net gearing reflects the amount of net borrowings invested, i.e. borrowings less cash and cash equivalents (incl. investments in money market funds). It is based on net borrowings as a percentage of net assets. Net cash reflects the net exposure to cash and cash equivalents, as a percentage of net assets, after any offset against total borrowings.

	Page		2023 £'000	2022 £'000
Unsecured Senior Loan Notes – debt at fair value			78,253	18,204
Debenture stock – debt at fair value	75		-	102,734
Less: cash and cash equivalents	58		(22,362)	(68,728)
Net borrowings		a	55,891	52,210
Net asset value – debt at fair value APM	85	b	1,181,091	1,174,773
<b>Net gearing</b>		c = a/b	4.7%	4.4%

**LEVERAGE**

Leverage, for the purposes of the UK AIFM Directive is not synonymous with gearing as defined above. In addition to borrowings, it encompasses anything that increases the Company's exposure, including foreign currency and exposure gained through derivatives. Leverage expresses the Company's exposure as a ratio of the Company's net asset value.

Accordingly, if a Company's exposure was equal to its net assets it would have leverage of 100%. Two methods of calculating such exposure are set out in the AIFMD, gross and commitment. Under the gross method, exposure represents the aggregate of all the Company's exposures other than cash balances held in base currency and without any offsetting. The commitment method takes into account hedging and other netting arrangements designed to limit risk, offsetting them against the underlying exposure.

**NET ASSET VALUE (NAV)**

Also described as shareholders funds, the NAV is the aggregate value of all assets less all liabilities. Liabilities for this purpose include debt, deducted at either par value or fair value as described in more detail below. The NAV per share is calculated by dividing the net asset value by the number of ordinary shares in issue (excluding shares held in treasury).

**NET ASSET VALUE (NAV) – DEBT AT PAR**

The NAV with debt at par recognises the value of the debt liability as the nominal amount that will be repaid at maturity. For the £120m Unsecured Senior Loan Notes, this recognises a liability of £120m. This is the basis used in the preparation of the Balance Sheet on page 58.

**NET ASSET VALUE (NAV) - DEBT AT FAIR VALUE**

The fair value of each tranche of the £120m Unsecured Senior Loan Notes is ascertained by the administrator by aggregating the discounted value of future cashflows, being the contractual interest payments and the repayment of capital at maturity as each falls due. The discount factor used for each tranche is based on the market yield of UK Treasuries with similar maturity dates adjusted to incorporate a credit spread. The £100m debenture stock was redeemed in full on 30 September 2022. Prior to its redemption, its fair value was determined by reference to the daily closing price.

The net asset value per share adjusted to include the Unsecured Senior Loan Notes (and in 2022 the debenture stock) at fair value rather than at par is as follows:

	NAV per share pence 2023 £'000	Shareholders' funds £'000	NAV per share pence 2022 £'000	Shareholders' funds £'000
NAV - debt at par	688.52	1,139,344	687.24	1,175,711
Debenture stock and Unsecured Senior Loan Notes	72.52	120,000	70.14	120,000
- debt at fair value	(47.29)	(78,253)	(70.69)	(120,938)
<b>NAV - debt at fair value</b>	<b>713.75</b>	<b>1,181,091</b>	<b>686.69</b>	<b>1,174,773</b>

**ONGOING CHARGES RATIO (APM)**

The ongoing administrative costs of operating the Company are encapsulated in the ongoing charges ratio, which is calculated in accordance with guidance issued by the AIC. The calculation incorporates charges allocated to capital in the financial statements as well as those allocated to revenue, but excludes non-recurring costs, transaction costs of investments, finance costs, taxation, and the costs of buying back or issuing shares. The ongoing charges ratio is the aggregate of these costs expressed as a percentage of the daily average net asset value reported in the year.

	Page	2023 £'000	2022 £'000
Investment management fee	57	4,974	5,040
Other expenses	57	1,099	986
Less: costs in relation to custody dealing charges and one off legal costs		-	(34)
Total recurring expenses	a	6,073	5,992
Average daily net assets	b	1,137,946	1,157,887
<b>Ongoing charges ratio %</b>	c = a/b	<b>0.53%</b>	<b>0.52%</b>

**RETURN**

The return generated in a period from the investments.

**CAPITAL RETURN**

Reflects the return on NAV, excluding any dividends reinvested.

**TOTAL RETURN**

Total return is the theoretical return to shareholders that measures the combined effect of any dividends paid together with the rise or fall in the share price or NAV. In this annual financial report these return figures have been sourced from Refinitiv who calculate returns on an industry comparative basis.

**TREASURY SHARES**

Shares previously issued by a Company that have been bought back from shareholders to be held by the Company for potential sale or cancellation at a later date. Such shares are not capable of voting and carry no rights to dividends.

## GLOSSARY OF TERMS AND ALTERNATIVE PERFORMANCE MEASURES / CONTINUED

**NET ASSET VALUE TOTAL RETURN (APM)**

Total return on net asset value per share, with debt at fair value, assuming dividends paid by the Company were reinvested into the shares of the Company at the NAV per share at the time the shares were quoted ex-dividend.

**SHARE PRICE TOTAL RETURN (APM)**

Total return to shareholders, on a mid-market price basis, assuming all dividends received were re-invested, without transaction costs, into the shares of the Company at the time the shares were quoted ex-dividend.

<b>2023</b>	<b>Page</b>	<b>Net Asset Value</b>	<b>Share Price</b>
As at 31 March 2023	58	713.75p	660.00p
As at 31 March 2022	58	686.69p	634.00p
Change in year		a	3.9%
Impact of dividend reinvestments <sup>(1)</sup>		b	4.0%
<b>Total return for the year</b>		c = a+b	7.9%

<b>2022</b>	<b>Page</b>	<b>Net Asset Value</b>	<b>Share Price</b>
As at 31 March 2022	58	686.69p	634.00p
As at 31 March 2021	58	628.29p	600.00p
Change in year		a	9.3%
Impact of dividend reinvestments <sup>(1)</sup>		b	4.8%
<b>Total return for the year</b>		c = a+b	14.1%

(1) Total dividends paid during the year of 25.60p (2022: 28.65p) reinvested at the NAV or share price on the ex-dividend date. NAV or share price falls subsequent to the reinvestment date consequently further reduce the returns, vice versa if the NAV or share price rises.

**COMPANY NAME**

The Edinburgh Investment Trust plc is registered at Companies House as The Edinburgh Investment Trust Public Limited Company.



# ALTERNATIVE INVESTMENT FUND MANAGERS DIRECTIVE DISCLOSURE

## ALTERNATIVE INVESTMENT FUND MANAGER AND UK AIFM DIRECTIVE

### UK AIFM DIRECTIVE (the UK AIFMD, the Directive)

The UK's implementation of Directive 2011/61/EU of the European Parliament and of the Council of 8 June 2011 on Alternative Investment Fund Managers, together with Commission Delegated Regulation (EU) No. 231/2013 which forms part of UK law by virtue of the European Union (Withdrawal) Act 2018, and any transposing legislation incorporating the same into UK law (including, but not limited to, the UK Alternative Investment Fund Managers Regulations 2013 (SI 2013/1773), as amended by The Alternative Investment Fund Managers (Amendment etc.) (EU Exit) Regulations 2019), all as may be amended or supplemented from time to time.

### ALTERNATIVE INVESTMENT FUND MANAGER (AIFM, the Manager, the Portfolio Manager)

The Company falls within the definition of an Alternative Investment Fund (AIF) under the Directive and, as such, is required to have (or be) an authorised AIFM. On 1 April 2022 the Company appointed Liontrust Fund Partners LLP (Liontrust) as AIFM following the acquisition of Majedie Asset Management Ltd by Liontrust Asset Management PLC. Liontrust is authorised and regulated by the FCA as a full-scope AIFM.

The responsibility for the day-to-day investment management activities of the Company has been delegated by AIFM to Liontrust Investment Partners LLP.

Amongst other things, regulations implementing the UK AIFMD require certain information to be provided to prospective investors. This information can be found in the Company's page of the Manager's website ([www.liontrust.co.uk](http://www.liontrust.co.uk)) in a downloadable document titled 'AIFMD Investor Information'. There has been no material change to this document in the year except that relating to the change in Manager from Majedie to Liontrust.

Any information requiring immediate disclosure pursuant to the Directive will be disclosed through a primary information provider. In addition, the Directive requires information in relation to the Company's leverage (both 'gross' and 'commitment' - see the Glossary of Terms and Alternative Performance Measures on pages 83 to 86) and the remuneration of the Company's AIFM to be made available to investors.

Accordingly:

- the leverage calculated for the Company at its year end was 107% for gross and 104% for commitment (2022: 110% gross and 104% commitment). The limits the AIFM has set for the Company remain unchanged at 250% and 200% respectively;
- the AIFM summary remuneration policy is available from the corporate policies page of the Manager's website ([www.liontrust.co.uk](http://www.liontrust.co.uk)) and from the Company's company secretary, on request (see contact details on page 82); and
- the AIFM remuneration paid for the year to 31 March 2023 is described below.

### AIFM REMUNERATION REMUNERATION POLICY

As AIFM, Liontrust Fund Partners LLP is required to maintain a remuneration policy (the "Remuneration Policy" or the "Policy") that meets the requirements of the AIFM Remuneration Code. The Policy governs the remuneration of the AIFM's key senior personnel, risk takers and control functions (the "Code Staff").

The table below provides an overview of the total remuneration paid to the staff of the Management Company for the year ended 31 March 2023:

- Aggregate total remuneration paid by the Manager to its staff (employees and members).
- Aggregate total remuneration paid by the Manager to all relevant code staff.

## ALTERNATIVE INVESTMENT FUND MANAGERS DIRECTIVE DISCLOSURE / CONTINUED

	Headcount	Total Remuneration (£'000)
Manager UK Staff <sup>1</sup> of which	83	18,744
Fixed Remuneration	83	8,116
Variable Remuneration	83	10,628
AIFM Remuneration Code Staff of which	5	399
Senior Management <sup>2</sup>	2	185
Other control functions:		
Other code staff / risk takers	3	214

<sup>1</sup> The Manager's UK Staff costs have been incurred by another Group entity and allocated to the AIFM. The most appropriate measure of staff costs are those staff who are members of Liontrust Fund Partners LLP or Group staff who are employed by Liontrust Asset Management Plc but have their costs apportioned to the LLP. The information has been disclosed on an annualised basis.

<sup>2</sup> AIFM Aggregate Remuneration Code Staff applies only in respect of services to the AIFM funds rather than their total remuneration in the year. For senior management and control function staff, remuneration is apportioned on the basis of assets under management for AIFM funds versus the total Group assets under management.

Remuneration is made up of fixed pay (i.e. salary and benefits such as pension contributions) and variable pay (annual performance based or linked directly to investment management revenues). Annual incentives are designed to reward performance in line with the business strategy, objectives, values and long term interests of the AIFM and Liontrust Asset Management PLC (LAM) Group. The annual incentive earned by an individual is dependent on the achievement of financial and non-financial objectives, including adherence to effective risk management practices. The AIFM provides long-term incentives which are designed to link reward with long-term success and recognise the responsibility participants have in driving future success and delivering value. Long-term incentive awards are conditional on the satisfaction of corporate performance measures. The structure of remuneration packages is such that the fixed element is sufficiently large to enable a flexible incentive policy to be operated.

Staff are eligible for an annual incentive based on their individual performance, and depending on their role, the performance of their business unit and/or the group. These incentives are managed within a strict risk framework, and the Directors of LAM retain ultimate discretion to reduce annual incentive outcomes where appropriate.

The AIFM actively manages risks associated with delivering and measuring performance. All our activities are carefully managed within our risk appetite, and individual incentive outcomes are reviewed and may be reduced in light of any associated risk management issues.

The Liontrust Group operates a Remuneration Committee (the "Committee"). The Committee reports to the Board. The Committee reviews risk and compliance issues in relation to the vesting of deferred awards for all employees and members. Compliance is monitored throughout the vesting period by the Committee.

These remuneration policies apply also to other entities in the Liontrust Group to which investment management of the Company has been delegated, and those delegates are subject to contractual arrangements to ensure that policies which are regarded as equivalent are applied.

The Board adopts, and reviews annually, the general principles of the applicable remuneration policies, and the implementation of the remuneration policies is, at least annually, subject to central and independent internal review by the Committee for compliance with policies and procedures.

#### SCOPE OF THE POLICY

The AIFM is subject to the requirements of the AIFM Remuneration Code (SYSC 19B) (the "Code").

The requirements of the Code are applicable to the remuneration arrangements of individuals who fall within the definition of Code staff under the Code and this policy sets out the basis on which the rules contained within the Code will be applied to Code Staff. The Committee itself sets the remuneration and has oversight if remuneration arrangements for all other Code Staff together with such other senior employees as the Committee may determine from time to time.

The Committee also reviews the remuneration arrangements of other employees and the operation of the incentive plans to ensure that remuneration arrangements have regard to pay and employment conditions. However, decisions on individual remuneration arrangements are made by management in the area, with oversight by the Human Resources Director.

No hedging or other mitigation arrangements may be entered into by employees as that would undermine risk alignment effects.

Designed and  
printed by:



[perivan.com](http://perivan.com)



The paper stock used in this report is manufactured at a mill that is FSC accredited. The manufacture of the paper in this report has been Carbon Balanced. The print factory is FSC accredited and has the Environmental ISO 14001 accreditation.

Vegetable based inks were used in the printing process.



WORLD  
LAND  
TRUST™

[www.carbonbalancedpaper.com](http://www.carbonbalancedpaper.com)  
CBP019051

**Edinburgh Investment Trust plc**

First Floor  
9 Haymarket Square  
Edinburgh  
EH3 8RY

Telephone +44 (0)20 7412 1700  
Email [LionTA@liontrust.co.uk](mailto:LionTA@liontrust.co.uk)

[edinburgh-investment-trust.co.uk](http://edinburgh-investment-trust.co.uk)

MANAGED BY  
**LIONTRUST**  
COURAGE · POWER · PRIDE