

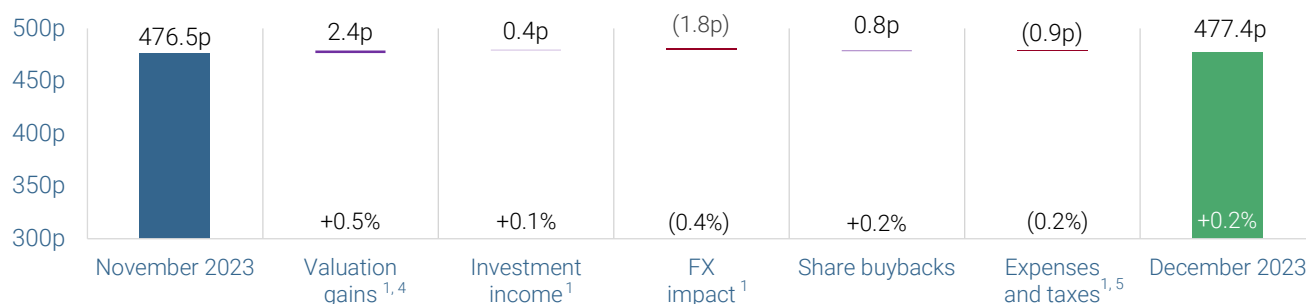
ABOUT PIP

PIP is a listed FTSE 250 private equity investment trust, overseen by an independent Board of Directors and managed by Pantheon, one of the leading private equity investment managers globally. PIP offers investors a liquid, differentiated entry point to the excellent growth potential of global private equity, with access to the primary, secondary and co-investment opportunities of many of the best private equity managers in the world. The Company has a track record of NAV outperformance over the long term and manages risk strategically through diversification and rigorous selection based on Pantheon's extensive experience and international platform, and robust investment due diligence and decision-making processes.

Highlights for the month

477.4p	NAV per share	£7.9m	Net portfolio cash flow ¹
+0.2%	NAV per share movement	3.8x	Financing cover ²
£2.3bn	Net asset value	+58%	Total shareholder return (5Y) ³

NAV per share movement



Distributions



PIP's portfolio generated £18.0m of distributions during the month. This included:

- £2.4m from the sale of the publicly listed shares of Mankind, one of the largest pharmaceutical drug manufacturers in India. PIP initially invested in Mankind as a co-investment alongside ChrysCapital in 2018. In May 2023, the company was listed on the Bombay Stock Exchange.
- £2.4m from Veritas Capital for the sale of Guidehouse, a provider of risk, management and technology consulting services to the public sector in the USA.
- £1.0m from IK for the sale of Aspia, a leading provider of accounting, payroll, tax and advisory services in Sweden, primarily serving small and medium-sized enterprises.

New investments



PIP made £29.4m of new commitments during the month, which were to three primary funds. These were:

- A £16.1m primary commitment to Balderton Growth II, a European growth equity fund.
- A £9.9m primary commitment to Balderton Capital IX, a European venture capital fund.
- A £3.4m primary commitment to Accel XVI, a North American venture capital fund.

PIP also invested £6.4m in share buybacks during the month, acquiring 2,140,743 shares at a weighted average price of 299.2p per share. This price represented an average discount of 38.8% to the prevailing NAV per share at the time of the transactions.

Key Figures

	31 Dec 2023	30 Nov 2023
Portfolio value	£2,397m	£2,404m
Net available cash ⁶	£39m	£24m
Drawn loan facility	(£135m)	(£121m)
ALN ⁷ share of portfolio	(£29m)	(£29m)
Net asset value	£2,272m	£2,278m
NAV per share	477.4p	476.5p

	31 Dec 2023	30 Nov 2023
Ordinary share price	311.0p	294.0p
Ordinary share price discount	(35%)	(38%)
Undrawn loan facility ⁸	£347m	£365m
Available finance ⁹	£386m	£389m
Outstanding commitments	£779m	£761m
Net debt % of NAV ¹⁰	5.5%	5.5%

NAV Reporting Date Analysis¹¹



1. New Investments: 1%
4. Jun-23: 8%

2. Dec-23: 8%

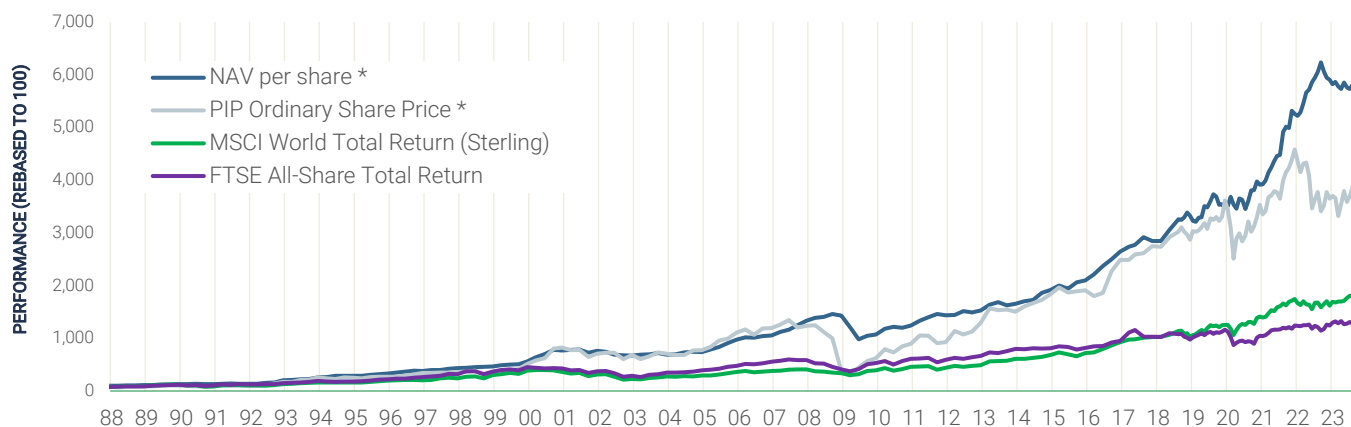
3. Sep-23: 83%

ABOUT PANTHEON

PIP is managed and advised by Pantheon, a specialist global private markets investor. Pantheon has been at the forefront of private markets investing for more than 40 years, earning a reputation for providing innovative solutions covering the full lifecycle of investments, across private equity, real assets and private credit. The firm has partnered with more than 1,000 clients, with approximately \$62bn¹² in discretionary assets under management (as at 30 June 2023).

Maximising long-term capital growth

PIP's Long-term Performance

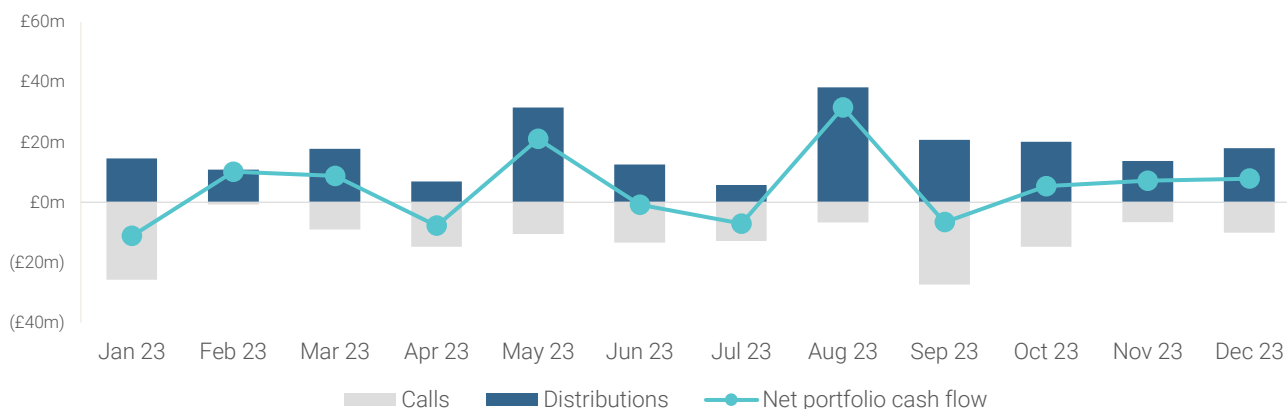


* Includes the effects of share repurchases, dividends, share splits, capital repayments and warrants. NAV figure based upon adjusted NAV per share where applicable. Past performance does not guarantee future results.

Annualised Performance as at 31 December 2023

	1yr	3yrs	5yrs	10yrs	Since inception
NAV per share	2.3%	15.6%	12.7%	13.9%	12.0%
Ordinary share price	19.6%	7.5%	9.6%	11.7%	10.9%
FTSE All-Share, Total Return	7.9%	8.6%	6.6%	5.3%	7.4%
MSCI World, Total Return (Sterling)	17.4%	10.3%	13.4%	12.1%	8.4%

Net Portfolio Cashflow¹³



Largest Holdings

Largest managers by value ¹⁴			Largest companies by value ¹⁵					
	Region	% of portfolio		Country	Sector	% of portfolio		
1	Insight Partners	USA	7.2%	1	Action	Netherlands	Consumer	1.2%
2	Index Ventures	Global	3.8%	2	ShiftKey	USA	Healthcare	1.0%
3	HgCapital	Europe	3.4%	3	Kaseya	Switzerland	Information Technology	1.0%
4	Providence Equity Partners	USA	3.2%	4	Valantic	Germany	Information Technology	0.8%
5	Water Street Healthcare Partners	USA	2.4%	5	DoIT	Israel	Information Technology	0.7%

SHAREHOLDER INFORMATION

Ticker code
PIN

ISIN
GB00BP37WF17

Admission to trading
September 1987

Total Voting Rights
474,800,913¹⁶

CONTACT

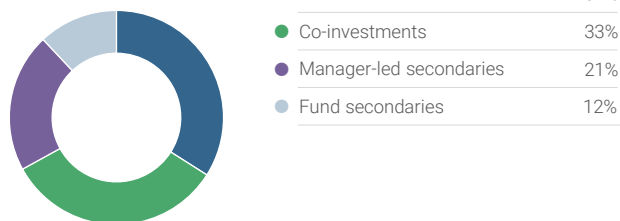
Vicki Bradley
vicki.bradley@pantheon.com
+44 20 3356 1800

www.piplc.com

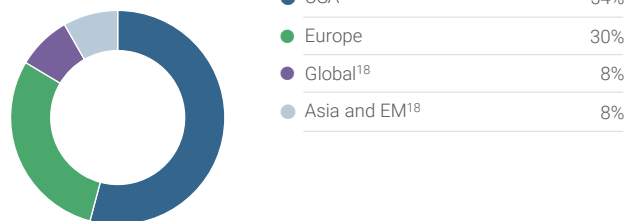
Risk managed strategically¹⁷

As at 30 November 2023

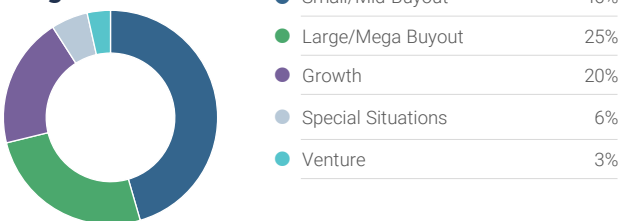
Investment Type



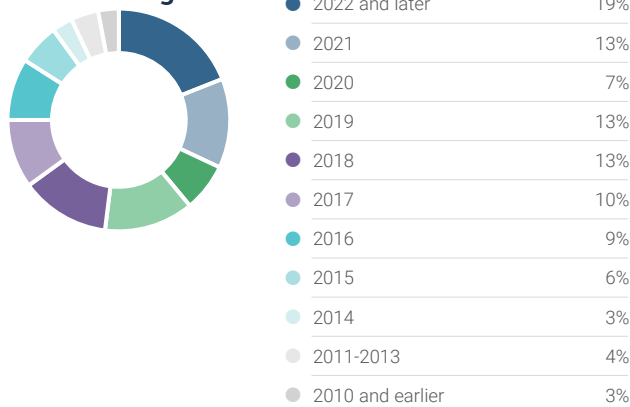
Region



Stage

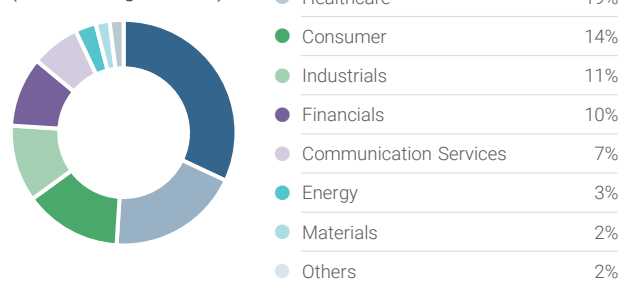


Fund Vintage



Sector¹⁹

(As at 31 August 2023)



NOTES

- Figures are stated net of movements associated with the ALN share of the reference portfolio.
- Ratio of net available cash, portfolio value and undrawn loan facility to outstanding commitments. Outstanding commitments relating to funds outside their investment period (>13 years old) were excluded from the calculation as there is a low likelihood of these being drawn. This amounted to £43.7m as at 31 December 2023.
- Based on the change in ordinary share price over the period.
- Valuation movement includes the mark-to-market fair value adjustment of 7.5% of PIP's portfolio, which is for listed company holdings.
- Includes operating expenses, financing costs and withholding taxes on investment distributions.
- Net available cash calculated as cash and net current assets/(liabilities) less undistributed net cashflows associated with the ALN.
- The Asset Linked Note ("ALN") refers to the unlisted 10-year note issued on 31 October 2017 whose cost and repayments are linked to a reference portfolio consisting of the Company's older vintage funds.
- PIP maintains a £500m multi-currency credit facility. The overall loan facility comprises facilities of US\$487.7m and €115.7m and had a sterling equivalent value of £482.9m as at 31 December 2023. As at 31 December 2023, PIP had drawn down £135.4m of the loan facility.
- Available finance calculated as net available cash and undrawn loan facility.
- Net debt calculated as drawn loan facility and the outstanding balance of the asset linked note less net available cash. Note that the ALN is not considered in the calculation of gross borrowings or the loan-to-value ratio, as defined in PIP's loan facility agreement.
- PIP's valuation policy for private equity funds is based on the latest valuations reported by the managers of the funds in which PIP has holdings. In the case of PIP's valuation as at 31 December 2023, 92% of reported valuations are dated 30 September 2023 or later. Where receipt of post completion valuation reports is pending, any new secondaries or co-investments are held at cost. The NAV Fund Reporting Date Analysis at 31 December 2023 shows the respective reporting dates on which the valuation was based. Full details of PIP's valuation policy can be found in the Notes to the Financial Statements section of PIP's 2023 Annual Report and Accounts.
- This figure includes assets subject to discretionary or non-discretionary management, advice or those limited to a reporting function.
- Excludes cash flows attributable to the ALN.
- As at 30 November 2023.
- As at 31 August 2023.
- As at 26 January 2024.
- Based on Net Asset Value.
- EM is Emerging Markets. The Global category contains funds with no target allocation equal to or exceeding 60% of any particular region.
- Based on valuations as at 30 June 2023 adjusted for known calls and distributions to 31 August 2023. The chart accounts for 100% of PIP's portfolio.

DISCLOSURES

This document and the information contained herein is the proprietary information of PIP; it may not be reproduced, amended, or used for any other purpose, without the prior written permission of PIP. This document is distributed by Pantheon, a firm that is authorised and regulated by the Financial Conduct Authority ("FCA") in the United Kingdom. The information and any views contained in this document are provided for general information only. Nothing in this document constitutes an offer, recommendation, invitation, inducement or solicitation to invest in PIP. Nothing contained in this document is intended to constitute legal, tax, securities or investment advice. The general opinions and information contained in this publication should not be acted or relied upon by any person without obtaining specific and relevant legal, tax, securities or investment advice. You should remember that the value of an investment in PIP, and any income from it, may go down as well as up, and is not guaranteed, and investors may not get back the amount of money invested. In addition, past performance is not necessarily indicative of future results. You should note that investments in private equity may be illiquid and may involve a high degree of risk, including potential loss of principal invested.

In addition, most of PIP's investments are in funds whose principal investment focus is outside the UK. Movements in exchange rates between sterling and other currencies therefore affects the value of PIP's investments. Further, the market price of PIP's shares may reflect a discount in the net asset value of PIP's shares, and this discount may increase or reduce due to market factors which are unrelated to PIP's NAV or performance. Losses may be multiplied since PIP invests in a range of private equity strategies including buyouts that commonly use gearing. PIP's investment valuation method is reliant on financial information provided by underlying funds and companies into which it invests. Valuation methods used by those funds and companies may be inconsistent. Pantheon has taken reasonable care to ensure that the information contained in this document is accurate at the date of publication. However, no warranty or guarantee (express or implied) is given by Pantheon as to the accuracy of the information in this document, and to the extent permitted by applicable law, Pantheon specifically disclaims any liability for errors, inaccuracies or omissions in this document and for any loss or damage resulting from its use. Copyright © Pantheon 2024. All rights reserved.