

PASSIVE

ERNND

iShares \$ Ultrashort Bond UCITS ETF

U.S. Dollar (Distributing)

iShares IV plc

iShares
by BlackRock

June 2024

Performance, Portfolio Breakdowns and Net Asset information as at: 30-Jun-2024. All other data as at 04-Jul-2024.

This document is marketing material. For Investors in the UK. Investors should read the KIID/PRIIPs document and prospectus prior to investing, and should refer to the prospectus for the funds full list of risks.

FUND OVERVIEW

The Fund seeks to track the performance of an index composed of US Dollar denominated investment grade corporate bonds.

KEY BENEFITS

1. Diversified exposure to very short maturity fixed and floating rate corporate bonds issued in US Dollar
2. Direct investment in corporate bonds across sectors (industrials, utilities and financial companies)
3. USD denominated investment grade bond exposure

RISK INDICATOR

Lower Risk

Potentially Lower Rewards

Higher Risk

Potentially Higher Rewards



CAPITAL AT RISK: The value of investments and the income from them can fall as well as rise and are not guaranteed. Investors may not get back the amount originally invested.

KEY RISKS:

- Credit risk, changes to interest rates and/or issuer defaults will have a significant impact on the performance of fixed income securities. Potential or actual credit rating downgrades may increase the level of risk.
- Counterparty Risk: The insolvency of any institutions providing services such as safekeeping of assets or acting as counterparty to derivatives or other instruments, may expose the Share Class to financial loss.
- Credit Risk: The issuer of a financial asset held within the Fund may not pay income or repay capital to the Fund when due. If a financial institution is unable to meet its financial obligations, its financial assets may be subject to a write down in value or converted (i.e. "bail-in") by relevant authorities to rescue the institution.
- Liquidity Risk: Lower liquidity means there are insufficient buyers or sellers to allow the Fund to sell or buy investments readily.

PRODUCT INFORMATION

ISIN : IE00BCRY6227

Share Class Launch Date : 15-Oct-2013

Share Class Currency : USD

Total Expense Ratio : 0.09%

Use of Income : Distributing

Net Assets of Share Class (M) : 728.76 USD

KEY FACTS

Asset Class : Fixed Income

Benchmark : Markit iBoxx USD Liquid Investment Grade Ultrashort Index

Fund Launch Date : 15-Oct-2013

Distribution Frequency : Semi-Annual

Net Assets of Fund (M) : 1,775.07 USD

SFDR Classification : Other

Domicile : Ireland

Methodology : Sampled

Issuing Company : iShares IV plc

Product Structure : Physical

ISA Eligibility : Yes

SIPP Available : Yes

UK Reporting Status : Yes

PORTFOLIO CHARACTERISTICS

Effective Duration : 0.46 yrs

Average Weighted Maturity : 0.66 yrs

Standard Deviation (3y) : 0.83%

Yield To Maturity : 5.63

Trailing 12-month Yield : 5.59%

3y Beta : 1.01

Number of Holdings : 705

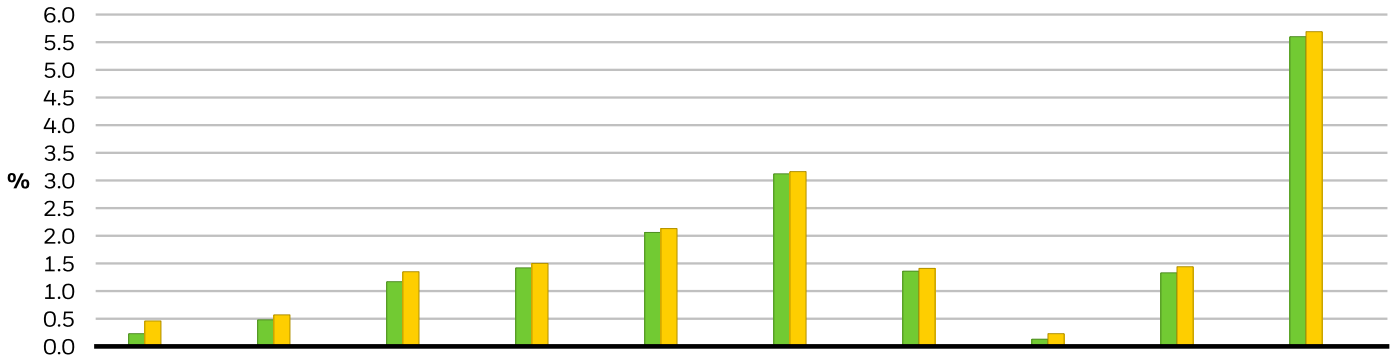
iShares \$ Ultrashort Bond UCITS ETF

U.S. Dollar (Distributing)

iShares IV plc

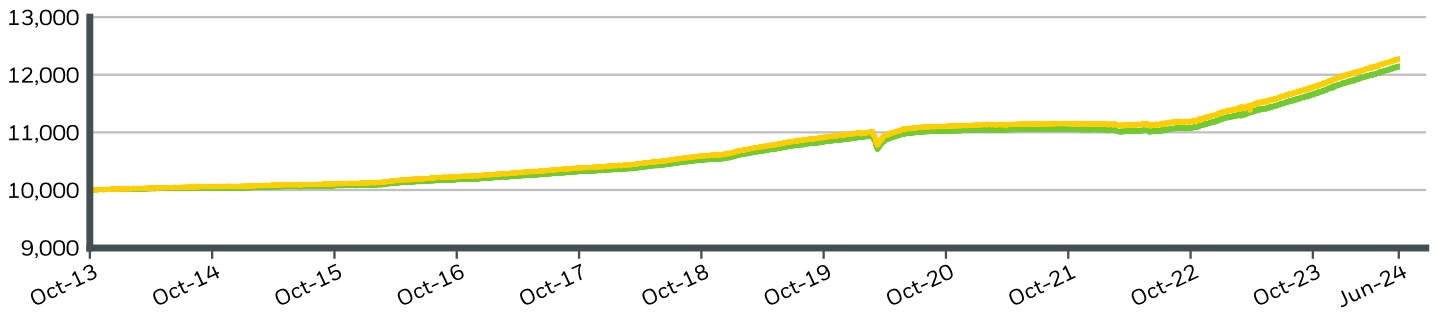


CALENDAR YEAR PERFORMANCE



	2014	2015	2016	2017	2018	2019	2020	2021	2022	2023
Share Class	0.23	0.48	1.17	1.42	2.06	3.12	1.36	0.13	1.33	5.60
Benchmark	0.46	0.57	1.35	1.50	2.13	3.16	1.41	0.23	1.44	5.69

GROWTH OF HYPOTHETICAL 10,000 USD SINCE INCEPTION



CUMULATIVE & ANNUALISED PERFORMANCE

	CUMULATIVE (%)					ANNUALISED (% p.a.)		
	1m	3m	6m	YTD	1y	3y	5y	Since Inception
Share Class	0.40	1.34	2.71	2.71	5.89	3.19	2.46	1.83
Benchmark	0.42	1.36	2.72	2.72	5.93	3.27	2.54	1.93

The figures shown relate to past performance. Past performance is not a reliable indicator of current or future performance and should not be the sole factor of consideration when selecting a product or strategy. Share Class and Benchmark performance displayed in USD, hedged share class benchmark performance is displayed in USD. Performance is shown on a Net Asset Value (NAV) basis, with gross income reinvested where applicable. The return of your investment may increase or decrease as a result of currency fluctuations if your investment is made in a currency other than that used in the past performance calculation. **Source:** BlackRock

■ Share Class iShares \$ Ultrashort Bond UCITS ETF U.S. Dollar (Distributing)
■ Benchmark Markit iBoxx USD Liquid Investment Grade Ultrashort Index

Contact Us

For EMEA: +353 1 612 3394 • www.blackrock.com • investor.services@blackrock.com

iShares \$ Ultrashort Bond UCITS ETF

U.S. Dollar (Distributing)

iShares IV plc

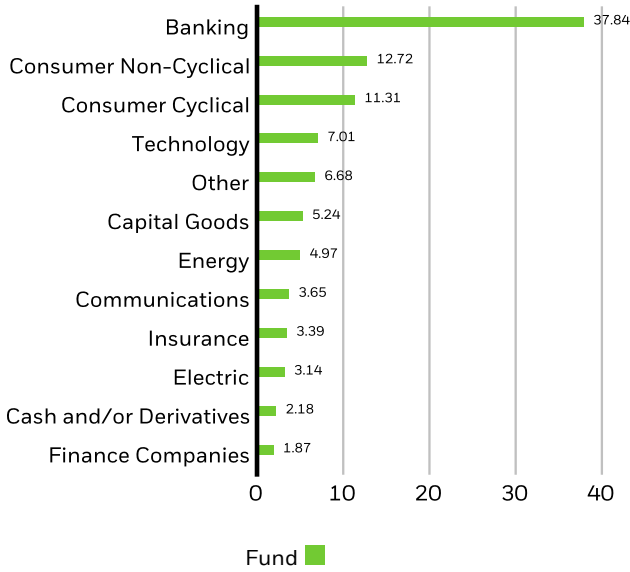


TOP ISSUERS

TOYOTA MOTOR CREDIT CORP	2.34%
ROYAL BANK OF CANADA	1.97%
GOLDMAN SACHS GROUP INC/THE	1.87%
ABBVIE INC	1.47%
ORACLE CORPORATION	1.43%
BANK OF AMERICA CORP	1.29%
JPMORGAN CHASE & CO	1.24%
UBS AG (NEW YORK BRANCH)	1.19%
BANK OF NOVA SCOTIA	1.18%
CATERPILLAR FINANCIAL SERVICES CORP	1.15%
Total of Portfolio	15.13%

Holdings subject to change

SECTOR BREAKDOWN (%)



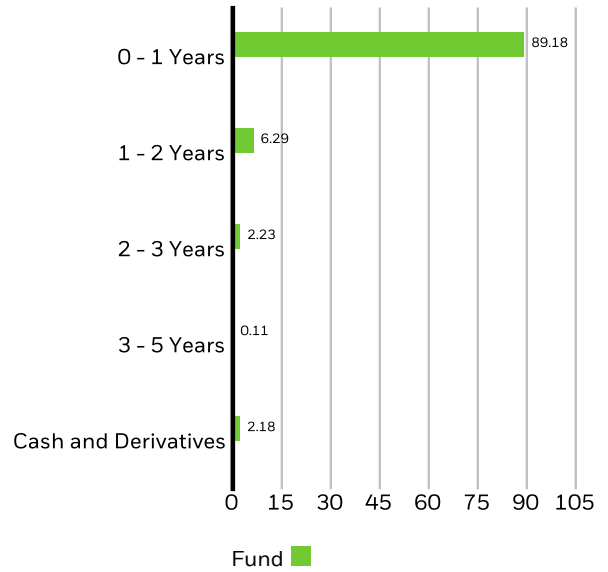
Allocations are subject to change. Source: BlackRock

TRADING INFORMATION

Exchange	London Stock Exchange	London Stock Exchange	Euronext Amsterdam
Ticker	ERND	ERNU	ERND
Bloomberg Ticker	ERND LN	ERNU LN	ERND NA
RIC	ERND.L	ERNU.L	ERND.AS
SEDOL	BCRY622	BCRY633	BFZD343
Listing Currency	USD	GBP	EUR

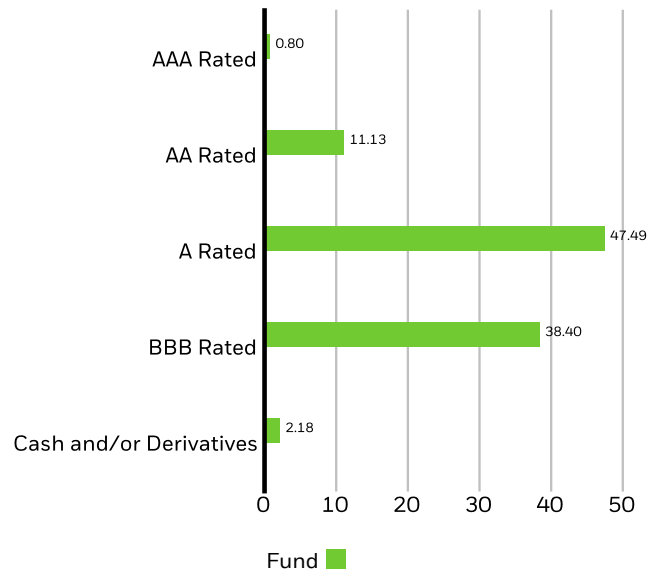
This product is also listed on: Bolsa Mexicana De Valores, SIX Swiss Exchange, Deutsche Boerse Xetra

MATURITY BREAKDOWN (%)



Allocations are subject to change. Source: BlackRock

CREDIT RATINGS (%)



Credit quality ratings on underlying securities of the fund are received from S&P, Moody's and Fitch and converted to the equivalent S&P major rating category. This breakdown is provided by BlackRock and takes the median rating of the three agencies when all three agencies rate a security the lower of the two ratings if only two agencies rate a security and one rating if that is all that is provided. Unrated securities do not necessarily indicate low quality. Below investment-grade is represented by a rating of BB and below. Ratings and portfolio credit quality may change over time.

Contact Us

For EMEA: +353 1 612 3394 • www.blackrock.com • investor.services@blackrock.com

iShares \$ Ultrashort Bond UCITS ETF

U.S. Dollar (Distributing)

iShares IV plc

iShares
by BlackRock

GLOSSARY

SFDR Classification: Article 8: Products that promote environmental or social characteristics and promote good governance practices.

Article 9: Products that have sustainable investments as an objective and follow good governance practices. **Other:** Products that do not meet the criteria to be classified as Article 8 or 9.

Yield to Maturity: Yield to Maturity (YTM) is the discount rate that equates the present value of bond's cash flows with its market price (including accrued interest). The fund YTM is the weighted average of fund's individual bond holding YTM's based upon Net Asset Value ('NAV'). The measure does not include fees and expenses. For callable bonds, YTM is the Yield-to-Worst.

Effective Duration: Effective duration is a measure of a fund's interest-rate sensitivity. Put simply, the longer a fund's duration, the more sensitive the fund is to shifts in interest rates. So a fund with a duration of 10 years is twice as volatile as a fund with a five-year duration.

IMPORTANT INFORMATION:

In the UK and Non-European Economic Area (EEA) countries: This is issued by BlackRock Advisors (UK) Limited, which is authorised and regulated by the Financial Conduct Authority. Registered office: 12 Throgmorton Avenue, London, EC2N 2DL, Tel: +44 (0)20 7743 3000. Registered in England and Wales No. 00796793. For your protection, calls are usually recorded. Please refer to the Financial Conduct Authority website for a list of authorised activities conducted by BlackRock.

iShares plc, iShares II plc, iShares III plc, iShares IV plc, iShares V plc, iShares VI plc and iShares VII plc (together 'the Companies') are open-ended investment companies with variable capital having segregated liability between their funds organised under the laws of Ireland and authorised by the Central Bank of Ireland.

Further information about the Fund and the Share Class, such as details of the key underlying investments of the Share Class and share prices, is available on the iShares website at www.ishares.com or by calling +44 (0)845 357 7000 or from your broker or financial adviser. The indicative intra-day net asset value of the Share Class is available at <http://deutsche-boerse.com> and/or <http://www.reuters.com>. A UCITS ETF's units / shares that have been acquired on the secondary market cannot usually be sold directly back to the UCITS ETF itself. Investors who are not Authorised Participants must buy and sell shares on a secondary market with the assistance of an intermediary (e.g. a stockbroker) and may incur fees and additional taxes in doing so. In addition, as the market price at which the Shares are traded on the secondary market may differ from the Net Asset Value per Share, investors may pay more than the then current Net Asset Value per Share when buying shares and may receive less than the current Net Asset Value per Share when selling them.

For investors in the UK: This document is marketing material. This document is intended for information purposes only and does not constitute investment advice or an offer to sell or a solicitation of an offer to buy the products described within and no steps may be taken which would constitute or result in a public offering in the UK. This document is strictly confidential and may not be distributed without authorisation from BlackRock Advisors (UK) Limited. Any decision to invest must be based solely on the information contained in the Prospectus, Base Prospectus, Key Investor Information Document, Key Information Document and the latest half-yearly report and unaudited accounts and/or annual report and audited accounts which are available at www.ishares.com in English. Investors should read the specific risks in the Key Investor Information Document, the Key Information Document the Prospectus and the Base Prospectus. BlackRock may terminate marketing at any time.

Capital at risk: Past performance is not a reliable indicator of current or future results and should not be the sole factor of consideration when selecting a product or strategy. Changes in the rates of exchange between currencies may cause the value of investments to diminish or increase. Fluctuation may be particularly marked in the case of a higher volatility fund and the value of an investment may fall suddenly and substantially. Levels and basis of taxation may change from time to time. BlackRock has not considered the suitability of this investment against your individual needs and risk tolerance. The data displayed provides summary information. Investment should be made on the basis of the relevant Prospectus which is available from the manager. The products mentioned in this document are intended for information purposes only and do not constitute investment advice or an offer to sell or a solicitation of an offer to buy the securities described within. This document may not be distributed without authorisation from BlackRock.

Restricted Investors: This document is not, and under no circumstances is to be construed as an advertisement or any other step in furtherance of a public offering of shares in the United States or Canada. This document is not aimed at persons who are resident in the United States, Canada or any province or territory thereof, where the companies/securities are not authorised or registered for distribution and where no prospectus has been filed with any securities commission or regulatory authority. The companies/securities may not be acquired or owned by, or acquired with the assets of, an ERISA Plan.

The Bloomberg MSCI December 2025 Maturity USD Corporate ESG Screened Index referenced herein is the property of Markit Indices Limited and is used under license. The iShares ETF is not sponsored, endorsed, or promoted by Markit Indices Limited.

Any research in this document has been procured and may have been acted on by BlackRock for its own purpose. The results of such research are being made available only incidentally. The views expressed do not constitute investment or any other advice and are subject to change. They do not necessarily reflect the views of any company in the BlackRock Group or any part thereof and no assurances are made as to their accuracy.

© 2024 BlackRock, Inc. All Rights reserved. BLACKROCK, BLACKROCK SOLUTIONS and iSHARES are trademarks of BlackRock, Inc. or its subsidiaries in the United States and elsewhere. All other trademarks are those of their respective owners.

Contact Us

For EMEA: +353 1 612 3394 • www.blackrock.com • investor.services@blackrock.com