

INVESTMENT OBJECTIVE

The Fund seeks long-term capital appreciation via holdings in listed and pre-IPO companies. Investment criteria are attractive growth and value metrics, good corporate governance, and alignment with Vietnam's underlying growth drivers. The Fund may also hold equity-linked instruments and private equity. VEIL maintains a broad universe, which includes companies operating and/or listed outside of Vietnam, and it looks to outperform the VN Index on a rolling three-year basis.

MANAGEMENT COMPANY

The Fund is managed by Dragon Capital, which was established in 1994 and is the biggest foreign investor in the Vietnamese stock market. Portfolio manager is Vu Huu Dien who has worked for Dragon Capital for 23 years at various positions including research analyst and portfolio manager. Supporting the manager are two deputy managers, a research team of 18 analysts and an execution team of 2 traders.

STOCK SELECTION

Being a closed ended fund VEIL can invest in more illiquid strategies than open ended peers. This is restricted to a self imposed maximum of 15% NAV and is largely focused on the public offerings (IPO) and privatisations as well as secondary offerings/ placements which have historically spent many months on the OTC market and UPCOM (Unlisted Public Companies Market) before full listing on the main board of Ho Chi Minh Stock Exchange or Hanoi Stock Exchange.

FUND INFORMATION

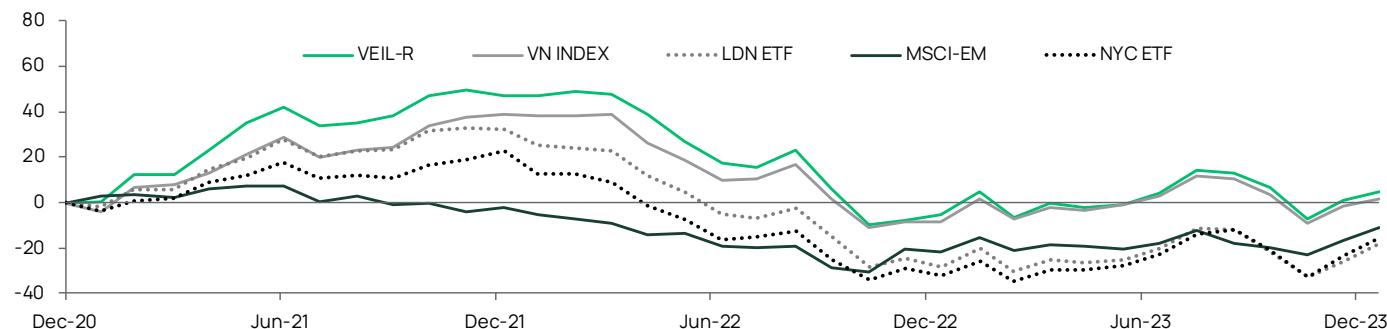
Legal Form	Cayman registered closed-end fund	NAV per Share	US\$8.67 or GBP6.80
Lited	London Stock Exchange (LSE)	Total Net Assets	US\$1,742.90m or GBP1,367.20m
Fund Manager	Dragon Capital Management HK	Issued Shares	201,026,986
Inception Date	11 August 1995	ISIN	KYG9361H1092
Fund Currency	US Dollar (US\$)	Reuters Symbol	LP60078461
Valuation of the Fund	Daily	Bloomberg Symbol	VEIL LN
Administrator & Custodian	Standard Chartered Bank	Management Fee	With effect from 1 July 2021, the management fee will be amended to 1.85% per annum of Net Asset Value ("NAV") for the first US\$1.25 billion of the Company's NAV, reducing to 1.65% per annum for NAV between US\$1.25 billion and US\$1.5 billion and further reducing to 1.50% per annum for NAV above US\$1.5 billion.
Auditor	KPMG Limited	Trading	Traded on the LSE
Use of Profits	Dividend reinvested	Clearing	CREST
Legal Entity Identifier (LEI)	213800SYT3T4AGEVW864	Settlement	CREST Participant ID: 393 (UK Equity) BIC Code: JEFFGB2X
Benchmark	VN Index / MSCI EM Index / VN 30 Index	Quotation	Daily in Financial Times/LSE direct feed VEIL LN

FUND STATISTICS

Data/Ratio	VEIL	VNI	Data/Ratio	VEIL	VNI
Annualised return (%)	0.15	0.06	Sharpe Ratio	-0.03	-0.07
Minimum (%)	-14.56	-13.1	Treynor Ratio (%)	1.40	0.61
Maximum (%)	11.99	11.22	Jensen's Alpha	0.82	-
Stand Dev (%)	24.64	22.71	Information Ratio	12.99	-
Tracking Error (%)	6.57	-	Beta	1.05	-
Active Share Measure (%)	51.16	-	Premium/ Discount (%)	-18.09	-

All calculations based on 36 historic monthly time weighted returns of the portfolio. Data annualised.

FUND PERFORMANCE



This document has been prepared and is distributed by Dragon Capital Management (HK) Limited for the information of existing investors, and other eligible recipients. This update has been provided to you following your express request to be included in such distributions, and your confirmation of eligibility. If you wish to unsubscribe from future updates at any time, please email unsubscribe@dragoncapital.com. This document does not constitute or form part of, and should not be construed as, an offer to sell or issue, or the solicitation of an offer to purchase, subscribe to or acquire, securities of any entity, or any vehicle to be incorporated in connection with any possible transaction, or an inducement to enter into investment activity in any country, or in any other jurisdiction in which such offer, solicitation, inducement or sale would be unlawful prior to registration, exemption from registration or qualification under the securities laws of such jurisdiction. No part of the document, nor the fact of its distribution, should form the basis of, or be relied on in connection with, any contract or commitment or investment decision whatsoever.

No disclosure, reference or other information included in this document shall be considered as offering or solicitation of any product or service. Nothing in this document shall be construed as investment advice or a recommendation to acquire or invest in any securities or other instrument or financial product. Any investment performance and market information provided in this presentation, including information about any particular companies, are provided for illustrative purposes only and are not investment recommendations. No person is promulgating or providing any financial or other advice to any person, and is not making and does not intend to make an offer or solicitation in relation to any product, whether referred to in this document or otherwise. Any person requiring investment advice should consult a suitably qualified professional adviser prior to taking any investment decision. The information contained in this document is subject to updating, and the accuracy, certainty or completeness of such information is not guaranteed. No representation or warranty, express or implied, is made, and no liability whatsoever is accepted by any other person, in relation thereto. This document must not be distributed or otherwise made available to third parties without the consent of Dragon Capital, and then only to such recipients who have confirmed that distribution of such information is in compliance with all securities laws and regulations which apply to them. For UK investors in VEIL: According to an analysis performed on behalf of VEIL by KPMG, VEIL does not meet the definition of an "offshore fund" for the purposes of the Offshore Fund Regulations in the UK. On the basis of this analysis, the Offshore Fund Regulations do not apply to VEIL, and therefore the reporting fund status regime is not relevant to VEIL or its UK investors. Please contact us if you require the full analysis from KPMG.

DRAGON CAPITAL MARKETS LIMITED
 c/o 1501 Me Linh Point,
 2 Ngo Duc Ke
 District 1, Ho Chi Minh City
 Vietnam
 T +84 28 3823 9355
 F +84 28 3823 9366
 veil@dragoncapital.com
 www.veil-dragoncapital.com

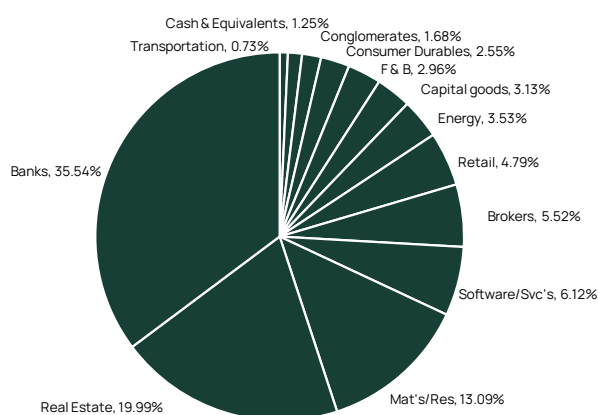
PERFORMANCE

All in US\$ - %	1 Month	3 Months	6 Months	YTD	3 Years	5 Years
VEIL	3.6	-2.0	0.1	10.4	4.5	32.2
VN Index TR	3.4	-1.4	-1.0	11.1	1.8	31.4

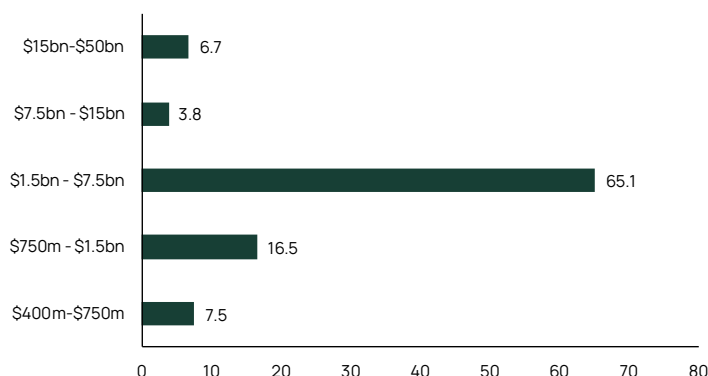
TOP 10 HOLDINGS

Name	Ticker	Sector	NAV (%)	Name	Ticker	Sector	NAV (%)
1 Hoa Phat Group	HPG	Materials/Resources	9.14	6 Mobile World	MWG	Retail	4.79
2 VPBank	VPB	Banks	8.93	7 Vinhomes	VHM	Real Estate	3.68
3 ACB	ACB	Banks	8.35	8 PV Gas	GAS	Energy	3.53
4 Vietcombank	VCB	Banks	6.69	9 Techcombank	TCB	Banks	3.33
5 FPT Corporation	FPT	Software/Services	6.12	10 Gelex	GEX	Capital Goods	3.13

SECTOR ALLOCATION



MARKET CAP DISTRIBUTION



PERFORMANCE ATTRIBUTION

VEIL rose 3.6% in December, slightly outpacing the VNI's +3.4%, rising 10.4% for the year, marginally trailing the VNI's 11.1% (TR\$). 2023 unfolded as a year marked by consolidation and strategic positioning for forthcoming growth. While 2023 EPS growth may be muted, we expect our top-80 universe of stocks to deliver 18.6% EPS growth in 2024. Best sector of 2023 was the Materials sector, presented by Hoa Phat Group (HPG, +51.2%) whilst biggest detractor has been Consumer Discretionary with both key holdings, Mobile World Group (MWG, -2.0%) and Phu Nhuan

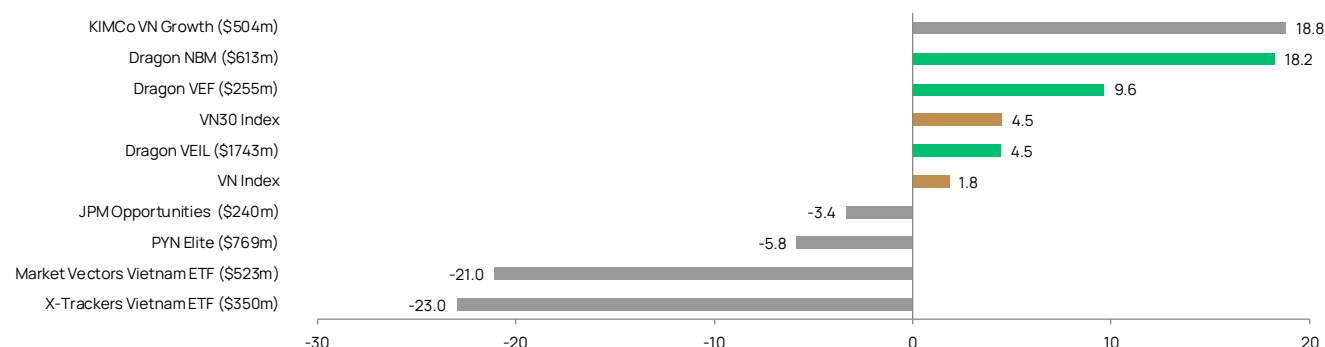
DRAWDOWNS

September 2022 drawdown of 14% for VEIL has been the worst in the last 10 years in one of the worst months of both Vietnam and global equity.

BORROWING

VEIL's board has approved borrowing of up to 10% of NAV or US\$180m, whichever is the lower. As at this date, VEIL has a facility of US\$175m and there is no outstanding loan. The purpose of borrowing is to facilitate the short-term cash management of VEIL.

PEER PERFORMANCE (31 DEC 2013 - 31 DEC 2023)



Source: Bloomberg

This document has been prepared and is distributed by Dragon Capital Management (HK) Limited for the information of existing investors, and other eligible recipients. This update has been provided to you following your express request to be included in such distributions, and your confirmation of eligibility. If you wish to unsubscribe from future updates at any time, please email unsubscribe@dragoncapital.com. This document does not constitute or form part of, and should not be construed as, an offer to sell or issue, or the solicitation of an offer to purchase, subscribe to or acquire, securities of any entity, or any vehicle to be incorporated in connection with any possible transaction, or an inducement to enter into investment activity in any country, or in any other jurisdiction in which such offer, solicitation, inducement or sale would be unlawful prior to registration, exemption from registration or qualification under the securities laws of such jurisdiction. No part of the document, nor the fact of its distribution, should form the basis of, or be relied on in connection with, any contract or commitment or investment decision whatsoever.

No disclosure, reference or other information included in this document shall be considered as offering or solicitation of any product or service. Nothing in this document shall be construed as investment advice or a recommendation to acquire or invest in any securities or other instrument or financial product. Any investment performance and market information provided in this presentation, including information about any particular companies, are provided for illustrative purposes only and are not investment recommendations. No person is promulgating or providing any financial or other advice to any person, and is not making and does not intend to make an offer or solicitation in relation to any product, whether referred to in this document or otherwise. Any person requiring investment advice should consult a suitably qualified professional adviser prior to taking any investment decision. The information contained in this document is subject to updating, and the accuracy, certainty or completeness of such information is not guaranteed. No representation or warranty, express or implied, is made, and no liability whatsoever is accepted by any other person, in relation thereto. This document must not be distributed or otherwise made available to third parties without the consent of Dragon Capital, and then only to such recipients who have confirmed that distribution of such information is in compliance with all securities laws and regulations which apply to them.

For UK investors in VEIL: According to an analysis performed on behalf of VEIL by KPMG, VEIL does not meet the definition of an "offshore fund" for the purposes of the Offshore Fund Regulations in the UK. On the basis of this analysis, the Offshore Fund Regulations do not apply to VEIL, and therefore the reporting fund status regime is not relevant to VEIL or its UK investors. Please contact us if you require the full analysis from KPMG.

DRAGON CAPITAL MARKETS LIMITED
 c/o 1501 Me Linh Point,
 2 Ngo Duc Ke
 District 1, Ho Chi Minh City
 Vietnam
 T +84 28 3823 9355
 F +84 28 3823 9366
 veil@dragoncapital.com
 www.veil-dragoncapital.com