

As of June 30, 2025

888.622.1813 | BULLION@SPROTT.COM

The goal of the **Sprott Physical Silver Trust** (the "Trust") is to provide a secure, convenient and exchange-traded investment alternative for investors who want to hold physical silver. The Trust offers a number of compelling advantages over traditional exchange-traded silver funds.

NYSE Arca: PSLV

TSX: PSLV.U (\$US) | PSLV (\$CA)

The Trust

The Sprott Physical Silver Trust (PSLV) is a closed-end trust that invests in unencumbered and fully-allocated London Good Delivery ("LGD") silver bars.

Trust Details (as of June 30, 2025)

Tickers	PSLV (NYSE Arca) PSLV.U (TSX \$US) PSLV (TSX \$CA)
Inception Date	October 27, 2010
Issuer	Sprott Physical Silver Trust
Fund Type	Closed-End Trust
Custodian for Bullion	The Royal Canadian Mint
Trustee	RBC Investor Services
CUSIP	85207K107
ISIN	CA85207K1075
Manager	Sprott Asset Management LP
Units Outstanding	554,899,927
Total Ounces Held [^]	191,617,547
Market Value of Silver Held by Trust	\$6.92 Billion/ 99.8%
Total Net Asset Value of Trust	\$6.93 Billion

[^] Based on trade date.

Fees & Expenses

Management Expense Ratio^{^^} 0.57%

^{^^} Management Expense Ratio (MER) is based on total expenses (including applicable Canadian taxes and excluding commissions) and is expressed as an annualized percentage of the average daily net asset value (NAV) for the period ended 3/31/2025.

Reasons to Own

- 1. Fully Allocated** – The Trust only holds fully allocated and unencumbered precious metals – no exceptions.
- 2. Redeemable for Metals** – Unitholders have the ability to redeem their units for physical silver bullion on a monthly basis, subject to certain minimum requirements.¹
- 3. Trustworthy Storage** – The Trust's metals will be held in custody by the Royal Canadian Mint, a Federal Crown Corporation of the Government of Canada.
- 4. Potential Tax Advantage** – The Trust may offer a potential tax advantage for certain non-corporate U.S. investors. Gains realized on the sale of the Trust's units can be taxed at a capital gains rate of 15%/20%² versus the 28% collectibles rate applied to most precious metals ETFs, coins and bars.
- 5. Easy to Buy, Sell and Own** – Trust units can be purchased on any open trading day for the New York Stock Exchange or Toronto Stock Exchange. No need for investors to handle, secure or protect physical metal.
- 6. A Liquid Investment** – With an average daily trading volume of over \$377.6 million in June 2025, trust units are liquid and can be bought and sold on any open trading day at the New York Stock Exchange or Toronto Stock Exchange.

Performance: Average Annual Total Returns (%)

As of June 30, 2025 in \$US	1 MO*	YTD*	1 YR	3 YR	5 YR	10 YR	Since Inception (Oct. 27, 2010)
Sprott Physical Silver Trust: NAV**	9.27	24.23	22.58	20.08	13.28	7.47	1.53
Sprott Physical Silver Trust: Market Price**	9.97	26.84	23.26	21.05	13.11	7.09	1.39
Benchmark: Spot Silver [†]	9.48	24.94	23.90	21.21	14.68	8.66	2.94

Performance data quoted represents past performance. Past performance does not guarantee future results. Current performance may be higher or lower than actual data quoted.

* Not annualized.

** The NAV performance calculation is based on the USD NAV and the market price performance calculation is based on the USD closing price on the NYSE Arca.

[†] The silver spot price is measured by the Bloomberg SILV Comdty Spot Price, and represent the fluctuating market prices for one ounce of metal bought or sold on commodity exchanges contracted for immediate payment and delivery. The price is determined by the forward month's futures contract with the most volume.

Price History[‡]



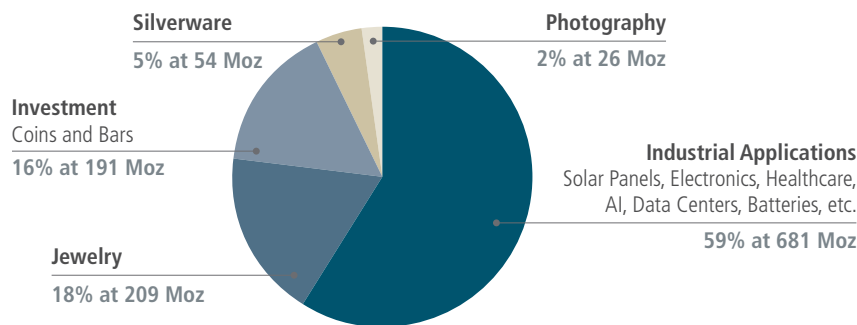
As of June 30, 2025	
NAV	\$12.49
Market Price	\$12.24
Premium/Discount	-1.99%
Trading Volume	18,697,339
Since Inception (Oct. 27, 2010)	
High NAV	\$18.86
Low NAV	\$4.46
Premium/Discount Range	33.91% - (10.34%)

[‡] Since inception through 06/30/2025.

Past performance is not indicative of future results.

Sprott Physical Silver Trust

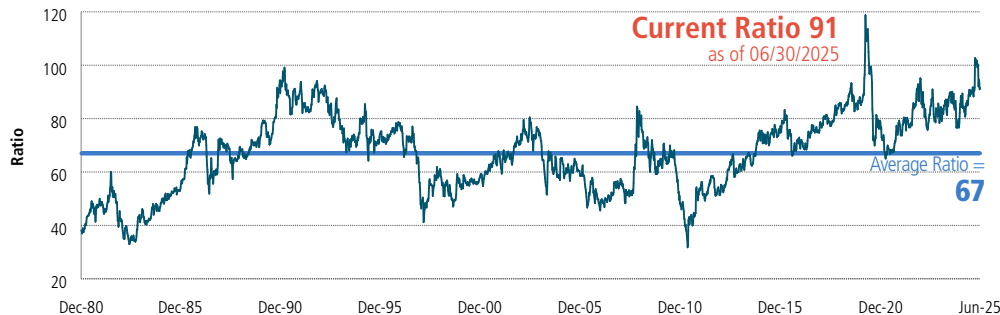
Industrial Uses Dominate Silver Demand



Source: Metals Focus: World Silver Survey 2025, The Silver Institute. Data as of 12/31/2024.

The Gold/Silver Ratio

The gold/silver ratio has averaged 67 from 1980-2025.



Source: Sprott Asset Management LP, Bloomberg. Data as of 6/30/2025. The gold-silver ratio is an expression of the price relationship between gold and silver, and indicates the number of ounces of silver it takes to equal the value of one ounce of gold.

Sprott

¹ Please see "Redemption of units" in the Prospectus for details.

² For more information, please see "Tax Considerations-U.S. Federal Income Tax Considerations" in the Prospectus and always consult your tax accountant regarding your particular situation.

The Sprott Physical Silver Trust is generally exposed to multiple risks that have been both identified and described in the Prospectus. Please refer to the Prospectus for a description of these risks. This material must be preceded or accompanied by a prospectus. For an additional copy of the prospectus please visit <https://sprott.com/investment-strategies/physical-bullion-trusts/silver/>.

Precious metals investments are more volatile on a daily basis and have higher headline risk than other sectors as they tend to be more sensitive to economic data, political and regulatory events as well as underlying commodity prices. Precious metals investments have price fluctuations based on short-term dynamics partly driven by demand/supply and also by investment flows. Precious metals investments tend to react more sensitively to global events and economic data than other sectors.

Sprott Asset Management LP is the investment manager to the Sprott Physical Bullion Trusts (the "Trusts"). Important information about the Trusts, including the investment objectives and strategies, purchase options, applicable management fees, and expenses, is contained in the prospectus. Please read the document carefully before investing. The indicated rates of return are the historical annual compounded total returns including changes in unit value and reinvestment of all distributions and do not take into account sales, redemption, distribution or operational charges or income taxes payable by any unitholder that would have reduced returns. You will usually pay brokerage fees to your dealer if you purchase or sell units of the Trusts on the Toronto Stock Exchange ("TSX") or the New York Stock Exchange ("NYSE"). If the units are purchased or sold on the TSX or the NYSE, investors may pay more than the current net asset value when buying units or shares of the Trusts and may receive less than the current net asset value when selling them. Investment funds are not guaranteed; their values change frequently. **Past performance is not indicative of future results.**

The information contained herein does not constitute an offer or solicitation to anyone in the United States or in any other jurisdiction in which such an offer or solicitation is not authorized or to any person to whom it is unlawful to make such an offer or solicitation. The information provided is general in nature and is provided with the understanding that it may not be relied upon as, nor considered to be, the rendering of tax, legal, accounting or professional advice. Readers should consult with their own accountants and/or lawyers for advice on their specific circumstances before taking any action.

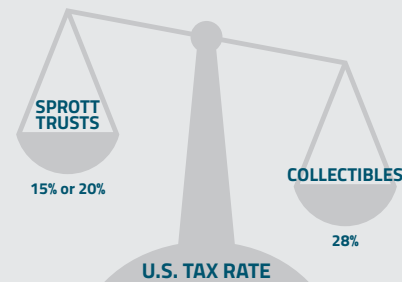
®Raising the Bar on Precious Metals is a registered trademark of Sprott Inc. All Rights Reserved.

®Registered trademark of Sprott Inc. 2025

Sprott | Royal Bank Plaza, South Tower, 200 Bay Street, Suite 2600, Toronto, ON M5J 2J1 | Toll Free: 888.622.1813 | sprott.com

Sprott Physical Silver Trust

FAVORABLE TAX ADVANTAGES



For U.S. non-corporate investors who hold units for more than one year and make a timely Qualified Election Form (QEF) election, gains realized on the sale of the Trust's units are currently taxed at the long-term capital gains rate of 15% (20% for higher income taxpayers), versus the maximum of 28% applied against most precious metals investments that are classified as collectibles for tax purposes.²