



Royal London Sustainable World Trust

C Acc GBP

31 May 2025

Fund objective

The Fund's investment objective is to achieve capital growth over the medium term (3-5 years) by investing mainly in the shares of companies globally listed on stock exchanges that are deemed to make a positive contribution to society. Investments in the Fund will adhere to the Investment Adviser's ethical and sustainable investment policy. The IA Mixed Investments 40-85% Shares sector is considered an appropriate benchmark for performance comparison.

Cumulative performance %

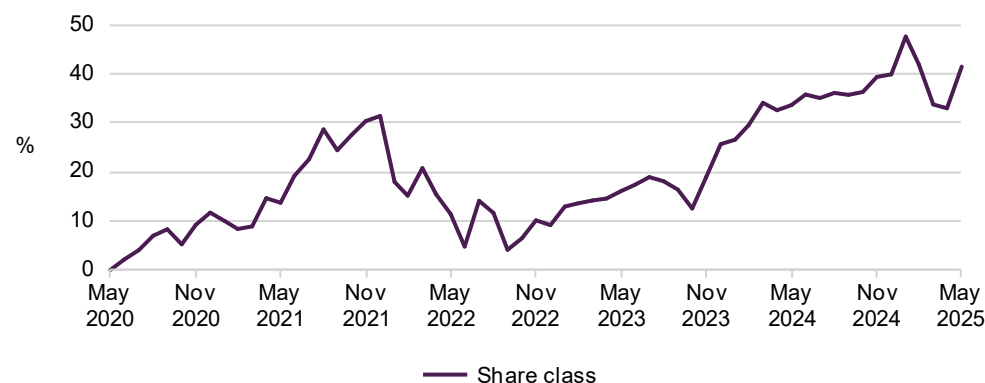
	3M	6M	1Y	3Y	5Y	3Y	5Y
Share class	(0.31)	1.48	5.89	26.93	41.46	8.26	7.18
IA Sector	(1.12)	(0.20)	5.20	14.47	32.77	4.61	5.83
Quartile Rank	1	1	2	1	2	1	2

Annualised %

Year on year performance %

	31/05/2024 - 31/05/2025	31/05/2023 - 31/05/2024	31/05/2022 - 31/05/2023	31/05/2021 - 31/05/2022	31/05/2020 - 31/05/2021
Share class	5.89	15.15	4.10	(1.98)	13.70

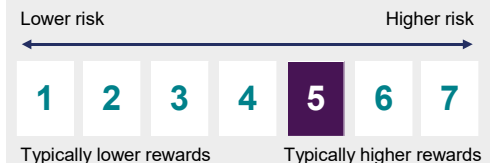
Rolling performance



Past performance is not a guide to future performance. The value of investments and the income from them is not guaranteed and may go down as well as up and investors may not get back the amount originally invested. Share class performance is shown on a mid to mid price basis, net of fees and gross of taxes, with gross income reinvested unless otherwise stated. The IA Sector is considered an appropriate benchmark for performance comparison and is shown gross of fees and taxes. The impact of commissions, fees and other charges can be material on the performance of your investment. Rolling performance data shown using month end returns.

Fund launch date	21 September 2009
Fund size	£3,333.53m
Fund type	Unit Trust
Fund domicile	GB
Fund managers	Mike Fox George Crowdy Sebastien Beguelin Daphne Tsang
ISA eligible	Yes
Fund base currency	GBP
Share class currency	GBP
Share class launch date	21 September 2009
SFDR classification	N/A
IA sector	Mixed Investment 40-85% Shares
Ongoing charge	0.77%
Minimum investment	£1,000
Mid price	390.30p
ISIN	GB00B882H241
Sedol	B882H24

Risk and reward profile



The SRRI (Synthetic Risk and Reward Indicator) rating is a measure used to indicate the risk and reward profile of a fund. It is calculated using historical data (simulated data for share classes less than a year old) and may not be a reliable indication of the future risk profile of the fund. The SRRI rating shows how sharply the fund's share price has gone up and down historically. The lowest category does not mean 'risk free'.

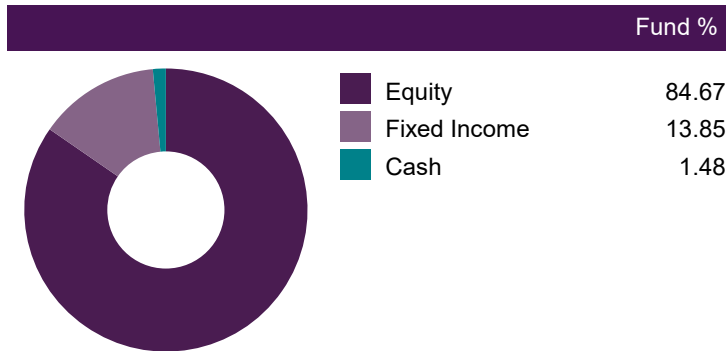
Analyst Driven % 100.



Source: Royal London Asset Management as at 31 May 2025 unless otherwise stated.

Royal London Sustainable World Trust - C Acc GBP - UK - 31 May 2025 - Report ID: 246474

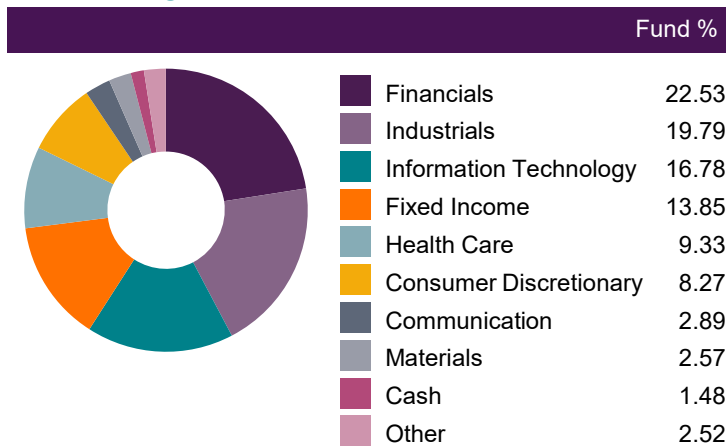
Asset Mix



Top 10 holdings

	Weight %
BROADCOM INC	3.14
CORE & MAIN INC CLASS A	3.02
STANDARD CHARTERED PLC	3.00
COMFORT SYSTEMS USA INC	3.00
VISA INC CLASS A	2.99
MERCADOLIBRE INC	2.97
AMAZON COM INC	2.96
HCA HEALTHCARE INC	2.95
ALPHABET INC CLASS A	2.89
MICROSOFT CORP	2.70
Number of holdings	236

Sector weights



Lead Fund Manager



Mike Fox
Head of Equities

Tenure from: 21 September 2009

Lead Fund Manager



George Crowdy
Senior Sustainable Fund Manager

Tenure from: 1 April 2021

Lead Fund Manager



Sebastien Beguelin
Senior Sustainable Fund Manager

Tenure from: 1 April 2021

Lead Fund Manager



Daphne Tsang
Sustainable Fund Manager

Tenure from: 1 April 2025

ESG characteristics

Royal London Asset Management has a controversial weapons exclusion across all investments. Our full policy can be found on our website:

www.rlam.com/globalassets/media/literature/policies/controversial-weapons-policy.pdf

	Yes	No
ESG integration	✓	
Promotes environmental or social characteristics	✓	
Sustainable fund objective	✓	
Additional exclusions	✓	

Additional exclusions

Adult entertainment	✓	High environmental impact	✓
Alcohol	✓	Human rights issues	✓
Animal welfare	✓	Nuclear power	✓
Armaments	✓	Nuclear weapons	✓
Fossil fuels	✓	Tobacco	✓
Gambling	✓		

Climate metrics

	Fund	Benchmark	Difference %
Financed emissions (tCO ₂ e)	22,142.23	n/a	n/a
Financed emissions coverage	90.59%	n/a	n/a
Carbon footprint (tCO ₂ e/\$M invested)	5.03	n/a	n/a
Carbon footprint coverage	90.59%	n/a	n/a
Weighted average carbon intensity (tCO ₂ e/\$M sales)	20.80	n/a	n/a
Weighted average carbon intensity coverage	95.18%	n/a	n/a

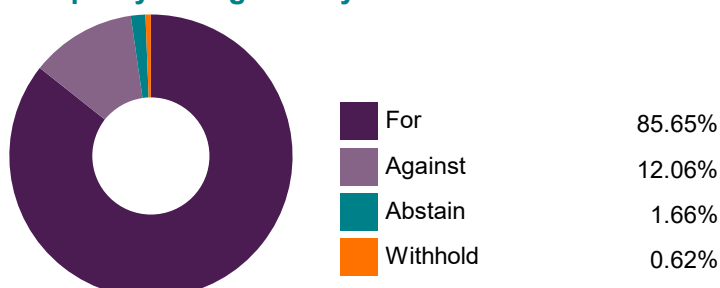
All climate metrics presented above are for Scope 1-2 emissions. Unless specified in the objective, the data is for information only and should not be taken to mean they are being managed to/controlled.

Engagements

Engagement activity	Fund 3 months	Fund 12 months
Number of entities engaged	19	52
Number of engagements	23	140

This is an estimate. Some engagements at the issuer level may not have been attributed to the specific bond held in the fund, resulting in a lower number of engagement activities.

Total proxy voting activity



Source: Royal London Asset Management as at 31 May 2025 unless otherwise stated.

Royal London Sustainable World Trust - C Acc GBP - UK - 31 May 2025 - Report ID: 246474

ESG characteristics rationale

The Fund focuses on the sustainability of the products and services of the companies it invests in, as well as their standards of environmental, social, governance ("ESG") management, alongside financial analysis. The investment approach is fundamentally based on positive screening; identifying companies that are making a positive contribution towards a cleaner, healthier, safer and more inclusive society, through assessing both what a company does and how it does it, and through active engagement to encourage continual improvement. The fund will not invest in companies that undertake business activities deemed to be detrimental to society. Further details of the Funds Sustainable Investment process can be found in the ethical and sustainable investment policy at www.royallondon.com/existing-customer/s/your-products/manage-your-isa-or-unit-trust/rlum-isa-overview/

For further information on our responsible investments, please visit our website.



Key concepts to understand

Bonds: Securities that represent an obligation to repay a debt, with interest. Investment grade bonds are high quality bonds that are viewed as being highly likely to make all scheduled payments of interest and principal. Low quality bonds carry higher risk but also typically pay higher rates of interest. Corporate bonds are those issued by companies to raise finance.

Capital growth: The rise in an investment's value over time.

Carbon footprint: Exposure to high emitters in the portfolio, expressed in tCO₂e/\$M invested. Financed emissions (explained above) are divided by the portfolio value, the same approach for listed companies and private issuers is applied in this metric.

Dividend yield: The dividend yield reflects distributions declared over the past twelve months as a percentage of the mid-market price, as at the date shown. It does not include any preliminary charge and investors may be subject to tax on their distributions. Reported yields reflect RLAM's current perception of market convention around timing of bond cash flows.

ESG Integration: The consideration of environmental, social and governance (ESG) risk as part of the investment process. ESG integration does not mean the fund is trying to achieve a particular positive ESG outcome. Please check prospectus documentation for details on specific fund-level objectives.

Environmental, social and governance: A list of predefined criteria that determines how a company operates in terms of sustainability and overall corporate governance.

Financed emissions: The emissions from activities in the real economy that are financed through lending and investment portfolios, expressed in tCO₂e. Emissions are attributed to a portfolio based on the portion of the company's value the portfolio holds, and using different accounting values for public and private corporates. We provide financed emissions for scope 1 and 2 emissions.

Sector weights: Breakdown of holdings by FTSE ICB (Industry Classification Benchmark) sector relative to the benchmark index.

Weighted Average Carbon Intensity (WACI): Portfolio's exposure to carbon-intensive companies, expressed in tCO₂e / \$M revenue. Scope 1 and scope 2 GHG emissions are divided by companies revenues, then multiplied based on portfolio weights (the current value of the investment relative to the current portfolio value). The WACI is calculated as a weighted average sum of the holdings with carbon intensity coverage.

Fund risks

Concentration risk: The price of Funds that invest in a reduced number of holdings, sectors, or geographical areas may be more heavily affected by events that influence the stockmarket and therefore more volatile.

Counterparty risk: The insolvency of any institutions providing services such as safekeeping of assets or acting as counterparty to derivatives or other instruments, may expose the Fund to financial loss.

Credit risk: Should the issuer of a fixed income security become unable to make income or capital payments, or their rating is downgraded, the value of that investment will fall. Fixed income securities that have a lower credit rating can pay a higher level of income and have an increased risk of default.

Derivative risk: This fund may undertake transactions in derivatives and forward transactions (both on exchange and over the counter (OTC)). These may include interest rate swaps and interest rate futures for the purposes of meeting the investment objective, protecting the risk to capital, duration and credit management, as well as for hedging. While the discerning use of derivatives can be beneficial, derivatives also involve specific risks. These risks relate specifically to market risk, management risk, credit risk, liquidity risk, the risk of mispricing or improper valuation of derivatives and the risk that derivatives may not correlate perfectly with underlying assets, interest rates and indices. The use of derivative instruments may from time to time alter the economic exposure of the fund causing it to deviate significantly from the performance of the market as a whole. The use of these derivatives will be within the parameters allowed for linked funds by the Financial Conduct Authority and Prudential Regulation Authority.

EPM techniques risk: The Fund may engage in EPM techniques including holdings of derivative instruments. Whilst intended to reduce risk, the use of these instruments may expose the Fund to increased price volatility.

Exchange rate risk: Changes in currency exchange rates may affect the value of your investment.

Interest rate risk: Fixed interest securities are particularly affected by trends in interest rates and inflation. If interest rates go up, the value of capital may fall, and vice versa. Inflation will also decrease the real value of capital. Unlike the income from a single fixed interest security, the level of income (yield) from a fund is not fixed and may go up and down. Bond yields (and as a consequence bond prices) are determined by market perception as to the appropriate level of yields given the economic background.

Investment risk: The value of investments and any income from them may go down as well as up and is not guaranteed. Investors may not get back the amount invested.

Liquidity risk: In difficult market conditions the value of certain fund investments may be difficult to value and harder to sell, or sell at a fair price, resulting in unpredictable falls in the value of your holding.

Responsible investment risk: The Fund can only invest in holdings that demonstrate compliance with certain sustainable indicators or ESG characteristics. This reduces the number securities in which the Fund can invest and there may as a result be occasions where it forgoes more strongly performing investment opportunities, potentially underperforming non-sustainable funds.

Share class fees and charges

Share class	ISIN	Fee	Minimum investment
A Inc GBP	GB00B3PXJX09	1.020%	£1,000
B Acc GBP	GB00B80BJT02	1.018%	£1,000
B Inc GBP	GB00B88FW840	1.018%	£1,000
C Acc GBP	GB00B882H241	0.770%	£1,000
C Inc GBP	GB00B8GG6326	0.770%	£1,000
D Acc GBP	GB00B8GHTZ84	0.620%	£3,000,000
D Inc GBP	GB00B8N25693	0.620%	£3,000,000

Further information



Further information on this fund, including commentaries and reports, can be found in the Funds section of www.rlam.com as appropriate to your investor type and location.

Contact details

Private Investors

For enquiries and dealing: Telephone +44 34 5605 7777

Intermediaries

For enquiries: Telephone +44 20 3272 5950

Email: BDSupport@rlam.co.uk

Institutional Investors

For enquiries: Telephone +44 20 7506 6500

Email: Institutional@rlam.co.uk

Head Office

Royal London Asset Management Limited

80 Fenchurch Street

London UK

EC3M 4BY

Telephone +44 20 7506 6500

Telephone calls and written communications may be recorded and monitored. For further information please see the privacy policy at <https://www.rlam.com>

Important information

This is a financial promotion and is not investment advice.

Issued in June 2025 by Royal London Asset Management Limited, 80 Fenchurch Street, London EC3M 4BY. Authorised and regulated by the Financial Conduct Authority, firm reference number 141665. A subsidiary of The Royal London Mutual Insurance Society Limited.

The Trust is an authorised unit trust scheme. The Manager is RLUM Limited, authorised and regulated by the Financial Conduct Authority, with firm reference number 144032.

For more information on the Trust or the risks of investing, please refer to the Prospectus or Key Investor Information Document (KIID), available via the relevant Fund Information page on www.rlam.com.

The portfolio has no index as a comparison.

Source: Royal London Asset Management as at 31 May 2025 unless otherwise stated.