

ALL STOCKS CREDIT FUND

I Acc ISIN GB0007452377

Investment objective

The Fund aims to provide a return, from a combination of income and capital growth over the long term. Performance target: To outperform the Markit iBoxx GBP Non-Gilts all maturities Index by 1% per annum, before the deduction of charges, over any 5 year period.

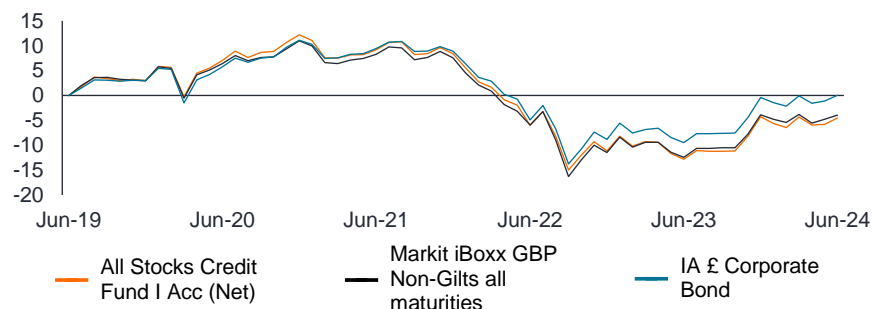
For the fund's investment policy, refer to the Additional fund information on page 3.
Past performance does not predict future returns.

Performance (%)

Returns	Cumulative				Annualised			
	1 Month	3 Month	YTD	1 Year	3 Year	5 Year	10 Year	Since inception (04/09/00)
I Acc (Net)	1.32	-0.23	-0.31	9.54	-4.38	-0.93	1.98	3.76
Index	0.88	-0.13	-0.07	9.72	-3.91	-0.81	2.26	4.54
Peer Group	1.16	0.10	0.45	10.53	-2.95	0.00	2.24	3.61
I Acc (Gross)	—	—	—	—	—	-0.40	2.52	4.32
Target	—	—	—	—	—	0.19	3.28	5.58

Cumulative growth - GBP

30 Jun 2019 — 30 Jun 2024



12 month rolling

	Jun 2023- Jun 2024	Jun 2022- Jun 2023	Jun 2021- Jun 2022	Jun 2020- Jun 2021	Jun 2019- Jun 2020
I Acc (Net)	9.54	-7.29	-13.92	1.98	7.07
Index	9.72	-6.93	-13.12	1.74	6.39
Peer Group	10.53	-4.81	-13.13	3.49	5.74

Performance is on a net of fees basis, with gross income reinvested. Source: at 30/06/24. © 2024 Morningstar, Inc. All rights reserved. The information contained herein: (1) is proprietary to Morningstar and/or its content providers; (2) may not be copied or distributed; and (3) is not warranted to be accurate, complete, or timely. Neither Morningstar nor its content providers are responsible for any damages or losses arising from any use of this information. **Past performance does not predict future returns.** Performance/performance target related data will display only where relevant to the share class inception date and annualised target time period. **The value of an investment and the income from it can fall as well as rise and you may not get back the amount originally invested.** Source for target returns (where applicable) - Janus Henderson Investors.

Fund details

Inception date	18 December 1997
Total net assets	189.71m
Asset class	Fixed Income
Domicile	United Kingdom
Structure	OEIC
Base currency	GBP
Index	Markit iBoxx GBP Non-Gilts all maturities Index
Peer group	IA Sterling Corporate Bond

For benchmark/usage description, refer to Additional fund information on page 3.

Share class information

Inception date	18 December 1997
Distribution type	Accumulation Gross
Distribution frequency	Quarterly
Distribution yield	4.90%
Underlying yield	4.90%
Currency	GBP
Minimum initial investment	500,000

The Distribution and Underlying Yields are based on a snapshot of the portfolio on that day. The yield does not include any preliminary charge and investors may be subject to tax on distributions.

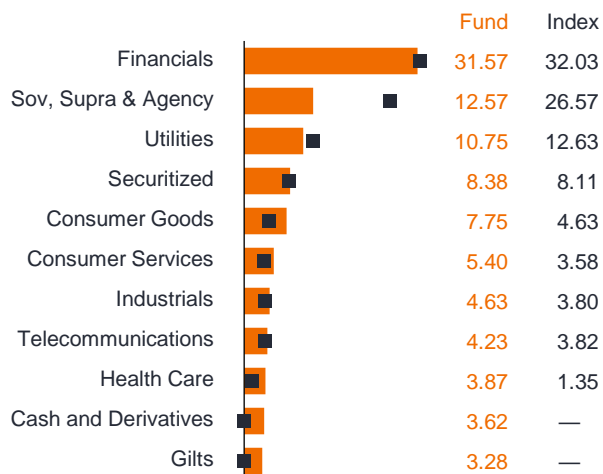
Portfolio management

James Briggs, ACA, CFA	Manager since 2019
Tim Winstone, CFA	Manager since 2022

Characteristics

Number of holdings: Debt issues	185
Duration (years)	6.23
Weighted average life (years)	8.46
Yield to worst (%)	5.05

Industry allocation (%)



Credit quality of fixed income holdings (%)	Fund (%)	Index (%)
AAA	14.52	21.49
AA	20.69	13.94
A	27.06	28.90
BBB	32.41	35.53
BB	0.94	0.05
Not Rated	0.77	0.08

Bond credit quality ratings provided by Janus Henderson Investors is based on the average of ratings from Moody's, Standard & Poor's and Fitch where all three agencies have provided a rating. If only two agencies rate a security, the average is on those. If only one agency rates a security, that rating is used. Ratings are measured on a scale that ranges from AAA (highest) to CCC (lowest). Swaps, Options, Cash and Bond Futures are separately grouped.

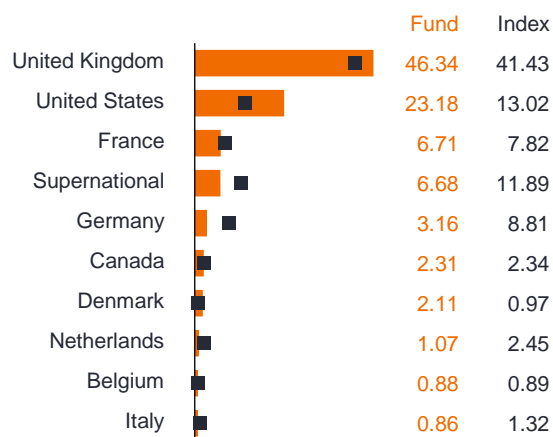
Maturity of fixed income holdings (%)	Fund (%)	Index (%)
0-3 years	18.11	26.70
3-5 years	10.88	22.53
5-7 years	11.08	9.95
7-10 years	22.83	13.27
10-15 years	13.55	10.40
15+ years	19.92	17.16

Top holdings (%)

Top holdings (%)	Fund (%)
European Investment Bank 5.625% 2032	1.69
Kreditanstalt fuer Wiederaufbau 5.50% 2025	1.64
International Finance 4.125% 2025	1.52
Athene Global Funding 5.15% 2027	1.27
Church Commissioners for England 3.25% 2032	1.25
BG Energy Capital 5.00% 2036	1.13
Logicor 2019-1 UK 1.875% 2026	1.12
Prs Finance 1.50% 2034	1.03
Verizon Communications 1.875% 2030	1.03
HSBC Bank Capital Funding Sterling 1 5.844% 2172	1.03
Total	12.72

References made to individual securities should not constitute or form part of any offer or solicitation to issue, securities mentioned in the report.

Top countries (%)



Codes

ISIN	GB0007452377
Bloomberg	HECBDA
Cusip	0745237
SEDOL	0745237
WKN	A0MSXK
Valoren	1130172

Fees & charges (%)

Annual management charge (AMC)	0.45
Ongoing charge (OCF)	0.49

All ongoing charges stated are as per latest published report and accounts.

Fund charges will impact the value of your investment. In particular, the ongoing charges applicable to each fund will dilute investment performance, particularly over time. For further explanation of charges please visit our Fund Charges page at www.janushenderson.com.

Under some circumstances initial charges may apply. Please refer to the Prospectus for more details.

Additional fund information

Tax assumptions and reliefs depend upon an investor's particular circumstances and may be subject to change. Please note the performance target is to be achieved over a specific annualised time period. Refer to the performance target wording within the objective. Fund size at 12pm on last business day of month. Please note: due to rounding the figures in the holdings breakdowns may not add up to 100%. Performance for the share class is calculated at 12pm and performance of the index is calculated as at close of business. Note that any differences among portfolio securities currencies, share class currencies and costs to be paid or represented in currencies other than your home currency will expose you to currency risk. Costs and returns may increase or decrease as a result of currency and exchange rate fluctuations. All credit, country and sector breakdowns relate to end of day trading positions. The month-end duration of the fund (in years) is shown on page 2. Duration measures the sensitivity of a bond fund to interest rate changes; the larger the figure, the more sensitive is the bond fund to a movement in interest rates. Investment into the fund will acquire units/shares of the fund itself and not the underlying assets owned by the fund. Cash balances and exposures are based on settled and unsettled trades as at the reporting date. The Markit iBoxx Non-Gilts all maturities Index is a measure of the combined performance of investment grade corporate bonds issued in pounds sterling. It forms the basis of the Fund's performance target and provides a useful comparison against which the Fund's performance can be assessed over time.

The Investment Association (IA) groups funds with similar geographic and/or investment remit into sectors. The Fund's ranking within the sector (as calculated by a number of data providers) can be a useful performance comparison against other funds with similar aims.

Investment policy

The Fund invests at least 80% of its assets in Sterling-denominated investment grade (equivalent to BBB rated or higher) corporate bonds. The Fund may also hold other assets including bonds of other types from any issuer, cash and money market instruments. The Investment Manager may use derivatives (complex financial instruments), including total return swaps, with the aim of making investment gains in line with the Fund's objective, to reduce risk or to manage the Fund more efficiently. The Fund is actively managed with reference to the Markit iBoxx GBP Non-Gilts all maturities Index, which is broadly representative of the bonds in which it may invest, as this forms the basis of the Fund's performance target. The Investment Manager has discretion to choose investments for the Fund with weightings different to the index or not in the index. As an additional means of assessing the performance of the Fund, the IA Sterling Corporate Bond sector average, which is based on a peer group of broadly similar funds, may also provide a useful comparator.

Investment strategy

The Investment Manager seeks to provide a total return in excess of that generated by the benchmark over a market cycle by investing primarily in sterling denominated investment grade rated corporate bonds. The investment process combines asset allocation views with rigorous fundamentally driven security selection from the credit analysts.

Fund specific risks

The Fund could lose money if a counterparty with which the Fund trades becomes unwilling or unable to meet its obligations, or as a result of failure or delay in operational processes or the failure of a third party provider. An issuer of a bond (or money market instrument) may become unable or unwilling to pay interest or repay capital to the Fund. If this happens or the market perceives this may happen, the value of the bond will fall. When interest rates rise (or fall), the prices of different securities will be affected differently. In particular, bond values generally fall when interest rates rise (or are expected to rise). This risk is typically greater the longer the maturity of a bond investment. If a Fund has a high exposure to a particular country or geographical region it carries a higher level of risk than a Fund which is more broadly diversified. The Fund may use derivatives to help achieve its investment objective. This can result in leverage (higher levels of debt), which can magnify an investment outcome. Gains or losses to the Fund may therefore be greater than the cost of the derivative. Derivatives also introduce other risks, in particular, that a derivative counterparty may not meet its contractual obligations. If the Fund holds assets in currencies other than the base currency of the Fund, or you invest in a share/unit class of a different currency to the Fund (unless hedged, i.e. mitigated by taking an offsetting position in a related security), the value of your investment may be impacted by changes in exchange rates. Securities within the Fund could become hard to value or to sell at a desired time and price, especially in extreme market conditions when asset prices may be falling, increasing the risk of investment losses.

Source for fund ratings/awards

Overall Morningstar Rating™ is shown for Janus Henderson share classes achieving a rating of 4 or 5.

Glossary

Discount

When the market price of a security is thought to be less than its underlying value, it is said to be 'trading at a discount'. Within investment trusts, this is the amount by which the price per share of an investment trust is lower than the value of its underlying net asset value. The opposite of trading at a premium.

Distribution Yield

The Distribution Yield reflects the amounts that may be expected to be distributed over the next 12 months as a percentage of the mid-market share price of the fund at the date shown.

Duration

How far a fixed income security or portfolio is sensitive to a change in interest rates, measured in terms of the weighted average of all the security/portfolio's remaining cash flows (both coupons and principal). It is expressed as a number of years. The larger the figure, the more sensitive it is to a movement in interest rates. 'Going short duration' refers to reducing the average duration of a portfolio. Alternatively, 'going long duration' refers to extending a portfolio's average duration.

Future

A contract between two parties to buy or sell a tradable asset, such as shares, bonds, commodities or currencies, at a specified future date at a price agreed today. A future is a form of derivative.

Option

A derivative instrument where one party pays/receives the total return of the underlying asset or market index, in exchange for payments typically linked to LIBOR.

Tracking error

This measures how far a portfolio's actual performance differs from its benchmark index. The lower the number, the more closely it resembles the index.

Underlying Yield

The Underlying Yield reflects the annualised income net of expenses of the fund (calculated in accordance with relevant accounting standards) as a percentage of the mid-market share price of the fund at the date shown.

Weighted Average Life (WAL)

The average time taken (in years) for the principal to be repaid for securitised assets, or the probable time to maturity for non-securitised assets. Securitised assets, also known as 'asset backed' securities, represent a pool of other interest bearing assets such as loans and mortgages. The value is based on the cash flows of the underlying assets.

Yield to worst

If a bond has special features, such as a call (ie, the issuer can call the bond back at a date specified in advance), the yield to worst is the lowest yield the bond can achieve provided the issuer does not default.

FOR MORE INFORMATION PLEASE VISIT JANUSHENDERSON.COM

Janus Henderson
— INVESTORS —

Unless otherwise indicated all figures sourced from Morningstar, Datastream, BNP Paribas and Janus Henderson Investors. Marketing Communication. Past performance does not predict future returns. Please note the views, opinions and forecasts expressed in this document are based on Janus Henderson Investors research, analysis and house views at the time of publication. Third party data is believed to be reliable, but its completeness and accuracy is not guaranteed. Please read all scheme documents before investing. Before entering into an investment agreement in respect of an investment referred to in this document, you should consult your own professional and/or investment adviser. The value of an investment and the income from it can fall as well as rise and you may not get back the amount originally invested. Tax assumptions and reliefs depend upon an investor's particular circumstances and may change if those circumstances or the law change. If you invest through a third party provider you are advised to consult them directly as charges, performance and terms and conditions may differ materially than those shown on this document. Nothing in this document is intended to or should be construed as advice. This communication does not constitute an offer or a recommendation to sell or purchase any investment. It does not form part of any contract for the sale or purchase of any investment. Any investment application will be made solely on the basis of the information contained in the Prospectus (including all relevant covering documents), which will contain investment restrictions. This document is intended as a summary only and potential investors must read the prospectus, and where relevant, the key investor information document before investing. We may record telephone calls for our mutual protection, to improve customer service and for regulatory record keeping purposes. Issued in UK by Janus Henderson Investors. Janus Henderson Investors is the name under which investment products and services are provided by Janus Henderson Investors International Limited (reg no. 3594615), Janus Henderson Investors UK Limited (reg. no. 906355), Janus Henderson Fund Management UK Limited (reg. no. 2678531), (each registered in England and Wales at 201 Bishopsgate, London EC2M 3AE and regulated by the Financial Conduct Authority), Tabula Investment Management Limited (reg. no. 11286661 at 6th Floor, 55 Strand London WC2N 5LR and regulated by the Financial Conduct Authority) and Janus Henderson Investors Europe S.A. (reg no. B22848 at 78, Avenue de la Liberté, L-1930 Luxembourg, Luxembourg and regulated by the Commission de Surveillance du Secteur Financier). In Ireland the Facilities Agent is BNP Paribas Fund Administration Services (Ireland) Limited. Janus Henderson is a trademark of Janus Henderson Group plc or one of its subsidiaries. © Janus Henderson Group plc.