

**PASSIVE**

**SHLD**

# iShares Digital Security UCITS ETF

## U.S. Dollar (Distributing)

iShares IV plc

**iShares**  
by BlackRock

**June 2024**

**Performance, Portfolio Breakdowns and Net Asset information as at: 30-Jun-2024. All other data as at 04-Jul-2024.**

**This document is marketing material.** For Investors in the UK. Investors should read the KIID/PRIIPs document and prospectus prior to investing, and should refer to the prospectus for the funds full list of risks.

### FUND OVERVIEW

The Fund seeks to track the performance of an index composed of developed and emerging market companies which are generating significant revenues from specific sectors associated with digital security.


### RISK INDICATOR

#### Lower Risk

Potentially Lower Rewards

#### Higher Risk

Potentially Higher Rewards



**CAPITAL AT RISK:** The value of investments and the income from them can fall as well as rise and are not guaranteed. Investors may not get back the amount originally invested.

### KEY RISKS:

- Shares in smaller companies typically trade in less volume and experience greater price variations than larger companies.
- Investments in the technology securities are subject to absence or loss of intellectual property protections, rapid changes in technology, government regulation and competition.
- Emerging markets are generally more sensitive to economic and political conditions than developed markets. Other factors include greater 'Liquidity Risk', restrictions on investment or transfer of assets, failed/delayed delivery of securities or payments to the Fund and sustainability-related risks.
- Investment risk is concentrated in specific sectors, countries, currencies or companies. This means the Fund is more sensitive to any localised economic, market, political, sustainability-related or regulatory events.
- The value of equities and equity-related securities can be affected by daily stock market movements. Other influential factors include political, economic news, company earnings and significant corporate events.
- Counterparty Risk: The insolvency of any institutions providing services such as safekeeping of assets or acting as counterparty to derivatives or other instruments, may expose the Share Class to financial loss.
- Liquidity Risk: Lower liquidity means there are insufficient buyers or sellers to allow the Fund to sell or buy investments readily.

### PRODUCT INFORMATION

**ISIN :** IE00BGOJ4841

**Share Class Launch Date :** 29-Oct-2018

**Share Class Currency :** USD

**Total Expense Ratio :** 0.40%

**Use of Income :** Distributing

**Net Assets of Share Class (M) :** 140.25 USD

### KEY FACTS

**Asset Class :** Equity

**Benchmark :** STOXX Global Digital Security Open Net Index in USD (USD)

**Fund Launch Date :** 07-Sep-2018

**Distribution Frequency :** Semi-Annual

**Net Assets of Fund (M) :** 1,472.31 USD

**SFDR Classification :** Article 8

**Domicile :** Ireland

**Methodology :** Optimised

**Issuing Company :** iShares IV plc

**Product Structure :** Physical

**ISA Eligibility :** Yes

**SIPP Available :** Yes

**UK Reporting Status :** Yes

### PORTFOLIO CHARACTERISTICS

**Trailing 12-month Yield :** 0.52%

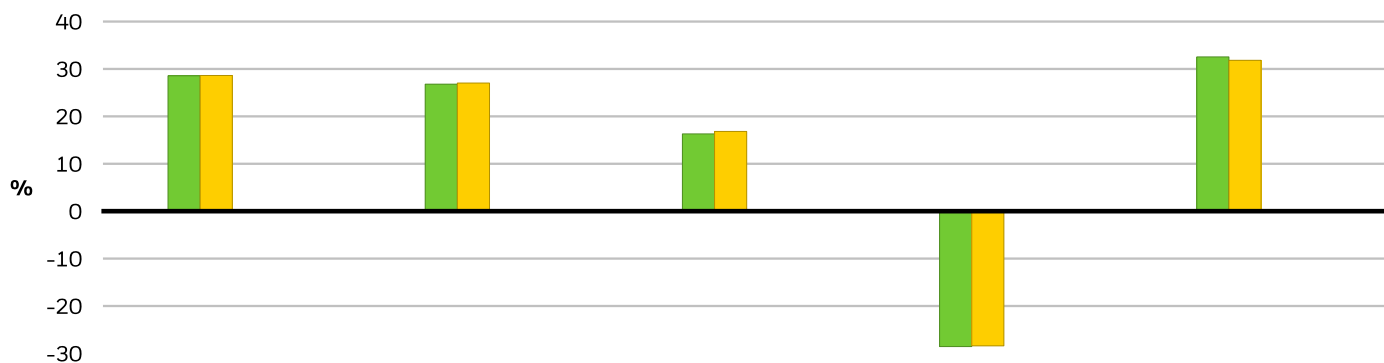
**Price to Book Ratio :** 3.94x

**Price to Earnings Ratio :** 28.67x

**3y Beta :** 1.01

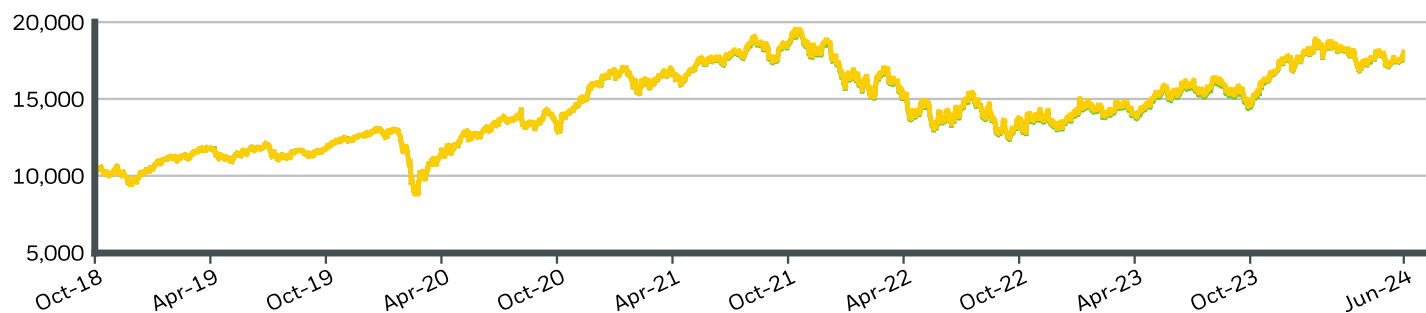
**Number of Holdings :** 111

**CALENDAR YEAR PERFORMANCE**



	2019	2020	2021	2022	2023
<b>Share Class</b>	28.56	26.79	16.30	-28.56	32.54
<b>Benchmark</b>	28.62	27.03	16.82	-28.41	31.82

**GROWTH OF HYPOTHETICAL 10,000 USD SINCE INCEPTION**



**CUMULATIVE & ANNUALISED PERFORMANCE**

	CUMULATIVE (%)					ANNUALISED (% p.a.)		
	1m	3m	6m	YTD	1y	3y	5y	Since Inception
<b>Share Class</b>	4.80	-1.08	2.04	2.04	16.94	0.98	9.16	10.93
<b>Benchmark</b>	4.86	-0.98	2.18	2.18	16.32	1.02	9.25	11.01

The figures shown relate to past performance. Past performance is not a reliable indicator of current or future performance and should not be the sole factor of consideration when selecting a product or strategy. Share Class and Benchmark performance displayed in USD, hedged share class benchmark performance is displayed in USD. Performance is shown on a Net Asset Value (NAV) basis, with gross income reinvested where applicable. The return of your investment may increase or decrease as a result of currency fluctuations if your investment is made in a currency other than that used in the past performance calculation. **Source:** BlackRock

- Share Class iShares Digital Security UCITS ETF U.S. Dollar (Distributing)
- Benchmark STOXX Global Digital Security Open Net Index in USD (USD)

**Contact Us**

For EMEA: +353 1 612 3394 • [www.blackrock.com](http://www.blackrock.com) • [investor.services@blackrock.com](mailto:investor.services@blackrock.com)

# iShares Digital Security UCITS ETF

## U.S. Dollar (Distributing)

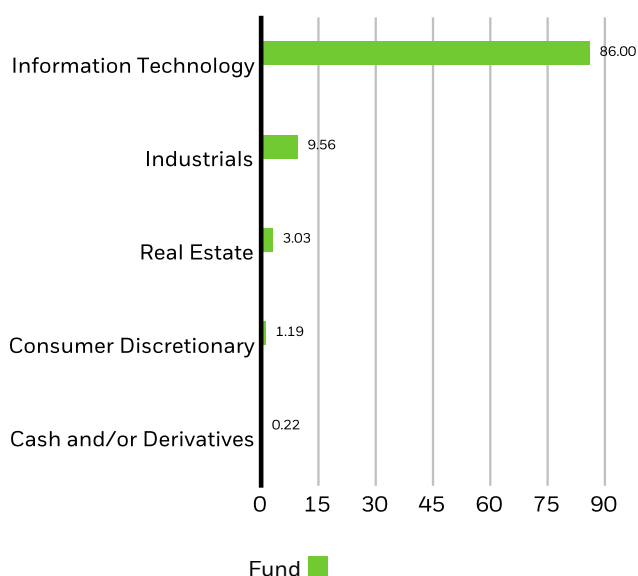
### iShares IV plc

#### TOP 10 HOLDINGS (%)

SENTINELONE INC CLASS A	1.81%
ARISTA NETWORKS INC	1.72%
CONFLUENT INC CLASS A	1.72%
CLOUDFLARE INC CLASS A	1.72%
DATADOG INC CLASS A	1.70%
MONGODB INC CLASS A	1.68%
VARONIS SYSTEMS INC	1.68%
CYBER ARK SOFTWARE LTD	1.67%
WIPRO LTD	1.63%
PALO ALTO NETWORKS INC	1.63%
<b>Total of Portfolio</b>	<b>16.96%</b>

Holdings are subject to change.

#### SECTOR BREAKDOWN (%)

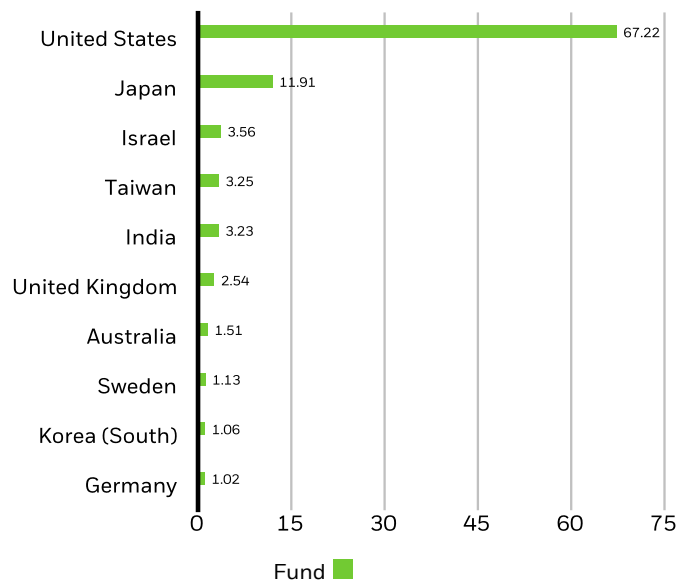


Allocations are subject to change. **Source:** BlackRock

#### TRADING INFORMATION

Exchange	London Stock Exchange	London Stock Exchange	Berne Stock Exchange
Ticker	SHLD	SHLG	SHLD
Bloomberg Ticker	SHLD LN	-	SHLD BW
RIC	ISSHLD.L	ISSHLG.L	SHLD.BN
SEDOL	BGOJ484	BLH1VL0	BMT9T15
Listing Currency	USD	GBP	USD

#### GEOGRAPHIC BREAKDOWN (%)



Geographic exposure relates principally to the domicile of the issuers of the securities held in the product, added together and then expressed as a percentage of the product's total holdings. However, in some instances it can reflect the location where the issuer of the securities carries out much of their business.

#### MARKET CAPITALISATION (%)

Exposure breakdowns data is unavailable at this time.

#### Contact Us

For EMEA: +353 1 612 3394 • [www.blackrock.com](http://www.blackrock.com) • [investor.services@blackrock.com](mailto:investor.services@blackrock.com)

# iShares Digital Security UCITS ETF

## U.S. Dollar (Distributing)

### iShares IV plc

**iShares**  
by BlackRock

#### GLOSSARY

**SFDR Classification: Article 8:** Products that promote environmental or social characteristics and promote good governance practices.

**Article 9:** Products that have sustainable investments as an objective and follow good governance practices. **Other:** Products that do not meet the criteria to be classified as Article 8 or 9.

**Price to Earnings:** A valuation ratio of a company's current share price compared to its per-share earnings in the current forecast year, calculated as current share price divided by current earnings per share.

**Price to Book Ratio:** represents the ratio of the current closing price of the share to the latest quarter's book value per share.

#### IMPORTANT INFORMATION:

**In the UK and Non-European Economic Area (EEA) countries:** This is issued by BlackRock Advisors (UK) Limited, which is authorised and regulated by the Financial Conduct Authority. Registered office: 12 Throgmorton Avenue, London, EC2N 2DL, Tel: +44 (0)20 7743 3000. Registered in England and Wales No. 00796793. For your protection, calls are usually recorded. Please refer to the Financial Conduct Authority website for a list of authorised activities conducted by BlackRock.

iShares plc, iShares II plc, iShares III plc, iShares IV plc, iShares V plc, iShares VI plc and iShares VII plc (together 'the Companies') are open-ended investment companies with variable capital having segregated liability between their funds organised under the laws of Ireland and authorised by the Central Bank of Ireland.

Further information about the Fund and the Share Class, such as details of the key underlying investments of the Share Class and share prices, is available on the iShares website at [www.ishares.com](http://www.ishares.com) or by calling +44 (0)845 357 7000 or from your broker or financial adviser. The indicative intra-day net asset value of the Share Class is available at <http://deutsche-boerse.com> and/or <http://www.reuters.com>. A UCITS ETF's units / shares that have been acquired on the secondary market cannot usually be sold directly back to the UCITS ETF itself. Investors who are not Authorised Participants must buy and sell shares on a secondary market with the assistance of an intermediary (e.g. a stockbroker) and may incur fees and additional taxes in doing so. In addition, as the market price at which the Shares are traded on the secondary market may differ from the Net Asset Value per Share, investors may pay more than the then current Net Asset Value per Share when buying shares and may receive less than the current Net Asset Value per Share when selling them.

**For investors in the UK:** This document is marketing material. This document is intended for information purposes only and does not constitute investment advice or an offer to sell or a solicitation of an offer to buy the products described within and no steps may be taken which would constitute or result in a public offering in the UK. This document is strictly confidential and may not be distributed without authorisation from BlackRock Advisors (UK) Limited. Any decision to invest must be based solely on the information contained in the Prospectus, Base Prospectus, Key Investor Information Document, Key Information Document and the latest half-yearly report and unaudited accounts and/or annual report and audited accounts which are available at [www.ishares.com](http://www.ishares.com) in English. Investors should read the specific risks in the Key Investor Information Document, the Key Information Document the Prospectus and the Base Prospectus. BlackRock may terminate marketing at any time.

**Capital at risk:** Past performance is not a reliable indicator of current or future results and should not be the sole factor of consideration when selecting a product or strategy. Changes in the rates of exchange between currencies may cause the value of investments to diminish or increase. Fluctuation may be particularly marked in the case of a higher volatility fund and the value of an investment may fall suddenly and substantially. Levels and basis of taxation may change from time to time. BlackRock has not considered the suitability of this investment against your individual needs and risk tolerance. The data displayed provides summary information. Investment should be made on the basis of the relevant Prospectus which is available from the manager. The products mentioned in this document are intended for information purposes only and do not constitute investment advice or an offer to sell or a solicitation of an offer to buy the securities described within. This document may not be distributed without authorisation from BlackRock.

**Restricted Investors:** This document is not, and under no circumstances is to be construed as an advertisement or any other step in furtherance of a public offering of shares in the United States or Canada. This document is not aimed at persons who are resident in the United States, Canada or any province or territory thereof, where the companies/securities are not authorised or registered for distribution and where no prospectus has been filed with any securities commission or regulatory authority. The companies/securities may not be acquired or owned by, or acquired with the assets of, an ERISA Plan.

Bloomberg MSCI December 2025 Maturity USD Corporate ESG Screened Index is the intellectual property (including registered trademarks) of STOXX Limited, Zurich, Switzerland ("STOXX"), Deutsche Börse Group or their licensors, which is used under license. The iShares ETF is neither sponsored nor promoted, distributed or in any other manner supported by STOXX, Deutsche Börse Group or their licensors, research partners or data providers and STOXX, Deutsche Börse Group and their licensors, research partners or data providers do not give any warranty, and exclude any liability (whether in negligence or otherwise) with respect thereto generally or specifically in relation to any errors, omissions or interruptions in the relevant index or its data.

Any research in this document has been procured and may have been acted on by BlackRock for its own purpose. The results of such research are being made available only incidentally. The views expressed do not constitute investment or any other advice and are subject to change. They do not necessarily reflect the views of any company in the BlackRock Group or any part thereof and no assurances are made as to their accuracy.

© 2024 BlackRock, Inc. All Rights reserved. BLACKROCK, BLACKROCK SOLUTIONS and iSHARES are trademarks of BlackRock, Inc. or its subsidiaries in the United States and elsewhere. All other trademarks are those of their respective owners.

#### Contact Us

For EMEA: +353 1 612 3394 • [www.blackrock.com](http://www.blackrock.com) • [investor.services@blackrock.com](mailto:investor.services@blackrock.com)