

Invesco Global Founders & Owners Fund

Z-Acc Shares

30 June 2024

This marketing communication is directed at retail clients in the UK. Investors should read the legal documents prior to investing.

Summary of fund objective

The objective of the Fund is to achieve long-term capital growth. The Fund intends to achieve its objective by investing primarily in a concentrated portfolio of global equities issued by companies whose management or board contains (i) company founders and/or (ii) individuals with material share ownership. For the full objectives and investment policy please consult the current prospectus.

Key facts



Joe Dowling
Managed fund since
November 2018

Share class launch
20 May 2015

Original fund launch ¹
20 May 2015

Legal status
Luxembourg SICAV with UCITS status

Share class currency
USD

Share class type
Accumulation

Fund size
USD 77.29 mn

Reference Benchmark
MSCI AC World Index (Net Total Return)

Bloomberg code
INVGZAU LX

ISIN code
LU1218204987

Settlement date
Trade Date + 3 Days

Morningstar Rating™
★★★★★

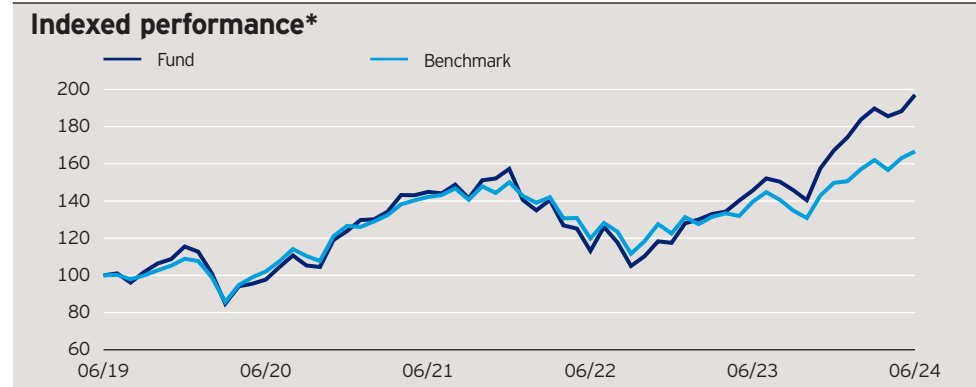
Investment risks

For complete information on risks, refer to the legal documents. The value of investments and any income will fluctuate (this may partly be the result of exchange rate fluctuations) and investors may not get back the full amount invested. The fund may invest in certain securities listed in China which can involve significant regulatory constraints that may affect the liquidity and/or the investment performance of the fund. The fund invests in a limited number of holdings and is less diversified. This may result in large fluctuations in the value of the fund. As a portion of the Fund may be exposed to less developed countries, you should be prepared to accept large fluctuations in the value of the Fund.

Fund Strategy

The fund has a thematic founder-owner strategy and seeks to invest in a concentrated portfolio of companies where the company founder(s) or (an) individual(s) with material share ownership are represented on the company management team or on the board of directors. We seek what we believe to be the best investment ideas from across the world, building a portfolio of high conviction stocks that we think has the potential to deliver attractive returns over the long term.

Past performance does not predict future returns. Data points are as at month end.



Cumulative performance*

in %	YTD	YTD	1 month	1 year	3 years	5 years
Fund	17.85	17.85	4.65	35.29	35.97	97.02
Benchmark	11.30	11.30	2.23	19.38	17.20	66.66

Calendar year performance*

in %	2019	2020	2021	2022	2023
Fund	28.61	7.18	27.02	-25.29	42.29
Benchmark	26.60	16.25	18.54	-18.36	22.20

Standardised rolling 12 month performance*

in %	06.14	06.15	06.16	06.17	06.18	06.19	06.20	06.21	06.22	06.23	06.24
Fund	0.00	-10.55	28.09	11.46	-10.20	-2.25	48.25	-21.90	28.69	35.29	
Benchmark	0.00	-3.73	18.78	10.73	5.74	2.11	39.26	-15.75	16.53	19.38	

The performance data shown does not take account of the commissions and costs incurred on the issue and redemption of units. Returns may increase or decrease as a result of currency fluctuations. The investment concerns the acquisition of units in an actively managed fund and not in a given underlying asset.

Invesco Global Founders & Owners Fund

Z-Acc Shares

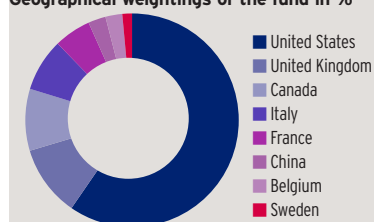
30 June 2024

Holdings and active weights*

(total holdings: 32)

Top 10 holdings	%	Top 10 overweight	+	Top 10 underweight	-
Constellation Software	6.8	Constellation Software	6.7	Apple	4.2
Microsoft	6.5	3i	5.4	Meta Platforms 'A'	1.5
3i	5.4	Old Dominion Freight Line	5.0	Alphabet 'A'	1.5
Amazon	5.2	Recordati Industria Chimica e Farmaceutica	4.8	Nvidia	1.3
Old Dominion Freight Line	5.1	O'Reilly Automotive	4.4	Alphabet 'C'	1.3
Recordati Industria Chimica e Farmaceutica	4.9	UnitedHealth	4.2	Taiwan Semiconductor	1.0
UnitedHealth	4.8	LVMH Moet Hennessy Louis Vuitton	3.3	Eli Lilly	1.0
O'Reilly Automotive	4.5	Medpace	3.3	JPMorgan Chase	0.8
LVMH Moet Hennessy Louis Vuitton	3.6	Thermo Fisher Scientific	3.3	Tesla	0.8
Thermo Fisher Scientific	3.6	Reply	3.1	Exxon Mobil	0.7

Geographical weightings of the fund in %*



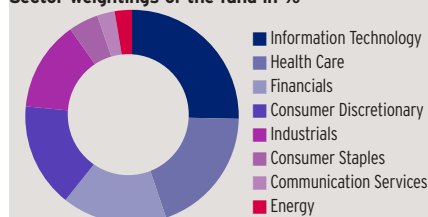
Geographical weightings*

in %	Fund	Bench mark
United States	59.6	65.3
United Kingdom	10.8	2.7
Canada	9.4	2.6
Italy	8.0	0.5
France	5.6	2.3
China	2.7	2.7
Belgium	2.6	0.2
Sweden	1.5	0.7
Others	0.0	22.9

Sector weightings*

in %	Fund	Bench mark
Information Technology	25.3	25.9
Health Care	19.5	10.9
Financials	15.9	15.6
Consumer Discretionary	15.8	10.4
Industrials	13.7	10.3
Consumer Staples	4.5	6.2
Communication Services	2.7	7.9
Energy	2.6	4.4
Others	0.0	8.5

Sector weightings of the fund in %*



Financial characteristics*

Average weighted market capitalisation	USD 534.94 bn
Median market capitalisation	USD 61.05 bn

NAV and fees

Current NAV

USD 21.85

12 month price high

USD 21.95 (20/06/2024)

12 month price low

USD 15.41 (30/10/2023)

Minimum investment ²

USD 1,500

Entry charge

Up to 5.00%

Annual management fee

0.7%

Ongoing costs ³

0.95%

Source: *Invesco. Costs may increase or decrease as result of currency and exchange rate fluctuations. Consult the legal documents for further information on costs. Portfolio weightings and allocations are subject to change. The weightings for each breakdown are rounded to the nearest tenth or hundredth of a percent; therefore, the aggregate weights for each breakdown may not equal 100%. The top 10 overweight and underweight positions represent the largest weighting differences between the fund and the benchmark. **A discretionary cap on multiple components of the total costs is maintained. This discretionary cap may positively impact the performance of the Share Class.**

Invesco Global Founders & Owners Fund

Z-Acc Shares

30 June 2024

Important Information

¹On 7 September 2018, an Ireland-domiciled mutual fund, named Invesco Global Select Equity Fund was merged into Invesco Global Opportunities Fund. The Original Fund Launch date relates to the previous fund named: Invesco Global Opportunities Fund, which was renamed to Invesco Global Founders & Owners Fund on 29 April 2022.

²The minimum investment amounts are: USD 1,500 / EUR 1,000 / GBP 1,000 / CHF 1,500 / SEK 10,000. Please contact us or refer to the most up to date Prospectus for details of minimum investment amounts in other currencies.

³The Ongoing costs represent management fee and operating fee of the Share class (including the operational expenses of the underlying funds). It excludes portfolio transaction costs. It is a percentage of the value of your investment per year. This is an estimate based on actual costs over the last year, or on expected costs if newly launched. For the ongoing charges calculated under the UCITS KIID UK methodology, please refer to the UK UCITS KIID available on the website here: <https://www.invesco.co.uk/uk/resources/literature>

This marketing communication is directed at retail clients in the UK. Investors should read the legal documents prior to investing. Data as at 30 June 2024, unless otherwise stated.

This is marketing material and not financial advice. It is not intended as a recommendation to buy or sell any particular asset class, security or strategy. Regulatory requirements that require impartiality of investment/investment strategy recommendations are therefore not applicable nor are any prohibitions to trade before publication. Views and opinions are based on current market conditions and are subject to change. For information on our funds and the relevant risks, refer to the Key Information Documents/Key Investor Information Documents (local languages) and Prospectus (English, French, German, Spanish, Italian), and the financial reports, available from www.invesco.eu. A summary of investor rights is available in English from www.invescomanagementcompany.lu. The management company may terminate marketing arrangements. Not all share classes of this fund may be available for public sale in all jurisdictions and not all share classes are the same nor do they necessarily suit every investor. If investors are unsure if this product is suitable for them, they should seek advice from a financial adviser.

© 2024 Morningstar. All rights reserved. The information contained herein: (1) is proprietary to Morningstar and/or its content providers; (2) may not be copied or distributed; and (3) is not warranted to be accurate, complete or timely. Neither Morningstar nor its content providers are responsible for any damages or losses arising from any use of this information.

Issued by Invesco Management S.A., President Building, 37A Avenue JF Kennedy, L-1855 Luxembourg, regulated by the Commission de Surveillance du Secteur Financier, Luxembourg.

Invesco Global Founders & Owners Fund

Z-Acc Shares

30 June 2024

SFDR (Sustainable Finance Disclosure Regulation)

The Fund complies with Article 8 with respect to the EU's Sustainable Finance Disclosure Regulation*. As such, the fund promotes, among other characteristics, environmental or social characteristics or a combination of those characteristics. In addition, the companies in which the fund invests follow good governance practices. *Regulation (EU) 2019/2088 on sustainability - related disclosures in the financial services sector.

Exclusion Framework

The Fund embeds an exclusionary framework to specific activities based on UN Global Compact, severe governmental sanctions, revenue thresholds for certain activities linked to environmental and/or social criteria, as well as ensuring that companies follow good governance practices. The list of activities and their thresholds are listed below. For further details on the exclusion framework and characteristics applied by the fund please refer to the website of the manager <https://www.invescomanagementcompany.lu>:

UN Global Compact	- Non-Compliant
Country sanctions	- Sanctioned investments are prohibited*
Controversial weapons	- 0% of revenue including companies involved in the manufacture of nuclear warheads or whole nuclear missiles outside of the Non-Proliferation Treaty (NPT)
Coal	- Thermal Coal extraction: $\geq 5\%$ of revenue - Thermal Coal Power Generation: $\geq 10\%$ of revenue
Unconventional oil & gas	- $\geq 5\%$ of revenue on each of the following: Arctic oil & gas exploration; Oil sands extraction; Shale energy extraction;
Tobacco	- Tobacco Products production: $\geq 5\%$ of revenue - Tobacco related products and services: $\geq 5\%$ of revenue
Others	- Recreational cannabis: $\geq 5\%$ of revenue
Good governance	- Ensure that companies follow good governance practices in the areas of sound management structures, employee relations, remuneration and tax compliance

*At Invesco we continuously monitor any applicable sanctions, including those imposed by the UN/US/EU and UK. These sanctions may preclude investments in the securities of various governments/regimes/entities and as such will be included in our compliance guidelines and workflows (designed to ensure compliance with such sanctions). The wording of international sanctions is something that we pay particular attention to as there are occasions where sanctions can exist in limited form, for example allowing investments in the secondary market. In addition to sanctions targeting entire countries, there are other thematic regimes, which may focus for example on human rights, cyber attacks, terrorist financing and corruption, which may apply to both individuals and/or entities/corporations.

Any investment decision should take into account all the characteristics of the fund as described in the legal documents. For sustainability related aspects, please refer to: <https://www.invescomanagementcompany.lu/lux-manco/literature>.

Invesco's Commitment to ESG

Invesco has an investment-led ESG approach. We provide a comprehensive range of ESG-focused capabilities that enable clients to express their values through investing. We also integrate financially material ESG considerations across our investment platform, taking into account critical factors that help us deliver strong outcomes to clients.