




AeroUp installation works at Roos, England

TRIG's purpose is to create shareholder value from a portfolio of renewable energy generation and supporting infrastructure, contributing towards a cleaner and more secure future.

TRIG seeks to deliver resilient income and attractive total returns

-  **Balanced portfolio**
A 2.8GW diversified portfolio of renewables infrastructure investments.
-  **Responsible investment**
Experienced management team and robust investment framework.
Disciplined approach to capital allocation.
-  **Operational excellence**
Active asset management to enhance value.
Cognisant of ESG opportunities and risks.

Our financial and risk management objectives

Deliver long-term, resilient dividends

Increase portfolio capital value through active management

Enhance long-term growth by reinvesting surplus cash

Diversify risk across markets and technologies

Maintain resilience through prudent financial management

Key Statistics as at 31 December 2023

£2.8bn
Market Cap

80+

No. of assets / investments

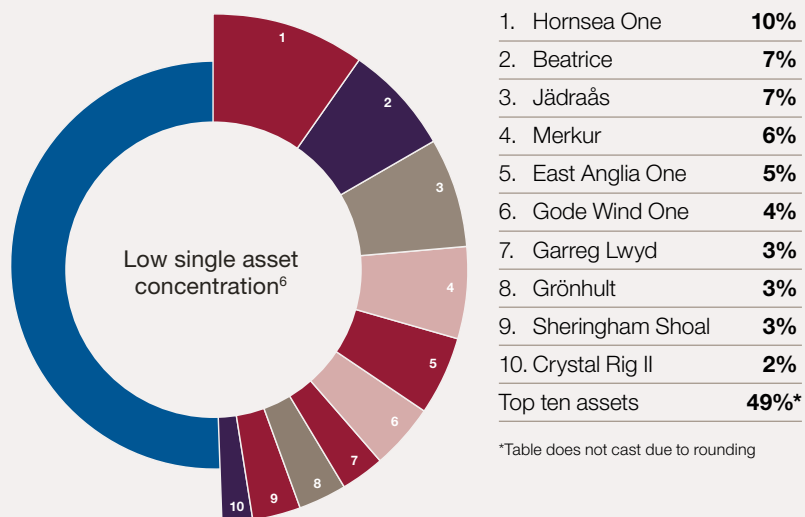

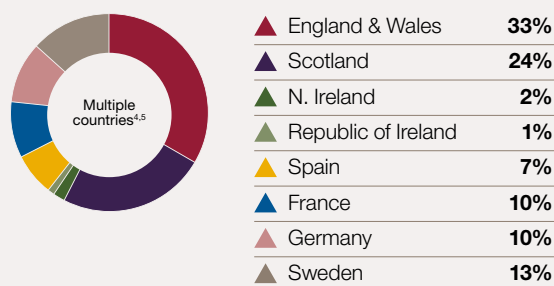
6.6% p.a.
Dividend Yield¹

7.1% p.a.
Annualised Total Shareholder Return since IPO²

1.04% p.a.
Ongoing Charges Ratio

A diverse investment portfolio³

TRIG owns a large, diversified portfolio of renewable energy investments, providing investment exposure to established renewables technologies. The revenues of the Company's portfolio are correlated to inflation both through subsidies and exposure to energy prices. Disciplined debt management ensures that the portfolio has minimal cash flow exposure to changes in interest rates or refinancing risk. TRIG's Investment Policy can be found on the Company's website here



1 The 2024 target represents a 6.6% dividend yield when referenced to the share price at 31 December 2023.

2 Based on share price plus dividends paid. Calculation shown within the Alternative Performance Measures table on page 53 of the 2023 Annual Report.

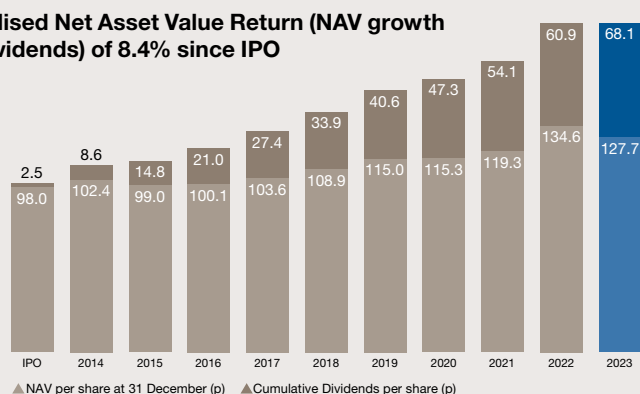
3 Segmentation by portfolio value as at 31 December 2023 on a fully committed basis.

4 Northern Ireland and the Republic of Ireland form a Single Electricity Market, distinct from that operating in Great Britain.

5 Scottish ROC projects represent half of the 24% of the portfolio in Scotland.

6 Top ten largest assets as at 31 December 2023 on a committed basis. Colours indicate country in which each asset is located.

Annualised Net Asset Value Return (NAV growth and dividends) of 8.4% since IPO



PAST PERFORMANCE IS NOT A RELIABLE INDICATOR OF FUTURE RESULTS. CAPITAL AND INCOME AT RISK.

Key risks

The Company's principal risks are monitored by the Board and the Managers and mitigated where practicable.

TRIG continues to have three enduring principal risks with a high residual impact which are:

Political/regulatory risk	Power prices	Production performance
----------------------------------	---------------------	-------------------------------

Additionally, since the 2022 Annual Report, counterparty credit has become an elevated principal risk with a high residual impact due to the current macro environment.

These and other risks are considered and expanded on in the Risk and Risk Management section of the 2023 Annual Report.

Investing in the energy transition

A £10,000 investment in TRIG⁷ contributes to mitigating climate change through generation capacity that can:

7
Power 7 homes with clean electricity

8
Avoid 8 tonnes of CO₂ emissions annually

Our sustainability pillars

Climate – Mitigate adverse climate change

6TWh of renewable electricity generated in 2023



Communities – Positively impact the communities we work in

42 community funds within the portfolio



Environment – Preserve our natural environment

38 Active Environmental Management projects within the portfolio



Governance – Maintain ethics and integrity in governance

0.09 7-day Lost Time Accident Frequency Rate ("LTAFR")⁸



Company Information

Listing	London Stock Exchange	
Ticker	TRIG.L	
Index inclusion	FTSE All-Share, FTSE 250, FTSE 350 and FTSE 350 High Yield indices	
Registration	Guernsey: 56716	
Dividend payments	Quarterly (March, June, September, December)	
Company year end	31 December	
SEDOL	BBHX2H9	
ISIN	ISIN GG00BBHX2H91	
Registered address	East Wing, Trafalgar Court, Les Banques, St Peter Port, Guernsey.	
Company Secretary and Administrator	Aztec Financial Services (Guernsey) Limited PO Box 656, East Wing, Trafalgar Court, Les Banques, St Peter Port, Guernsey GY1 3PP +44 1481 748 831 E: TRIG@aztegroup.co.uk	
Corporate brokers	Investec Bank plc Lucy Lewis +44 (0) 20 7597 4000	BNP Paribas Virginia Khoo +44 (0) 20 7595 9444
Financial PR	Brunswick Group Advisory Mara James +44 (0) 20 7404 5959	
Registrar	Link Market Services (Guernsey) Limited	

Board of Directors (Non-Executive)

Chair: Richard Morse
Director (SiD): Tove Feld
Director: Selina Sagayam
Director (Audit Chair): John Whittle
Director: Erna-Maria Trixl

InfraRed

Investment Manager

InfraRed Capital Partners Limited
Level 7, One Bartholomew Close
Barts Square
London
EC1A 7BL
T +44 (0)20 7484 1800

Richard Crawford
E triginfo@ircp.com
W www.ircp.com

An established international infrastructure investment manager

Day-to-day management & investment selection

25+ years investment track record

\$14bn equity under management (USD)⁹

5* PRI rating for infrastructure¹⁰

RES

Operations Manager

Renewable Energy Systems Limited
Beaufort Court, Egg Farm Lane
Kings Langley
Hertfordshire
WD4 8LR
T +44 (0)1923 299 200

Chris Sweetman
E info@res-group.com
W www.res-group.com

A leading global independent renewable energy company

Operational oversight of the portfolio

40+ years' experience in renewables

24GW+ developed and/or constructed

41GW of renewable assets supported

7 Based on the portfolio as at 31 December 2023 and once projects in construction are complete. A £10,000 investment is defined as a £10,000 share of TRIG's market cap of £2.8bn as at 31 December 2023. Based on the IFI Approach to GHG Accounting.

8 LTAFR is a safety at work metric which measures the number of personnel injured and unable to perform their normal duties for seven days or more, for each hundred thousand hours worked.

9 \$14bn equity under management (USD)-uses five-year average FX as at 30 September 2023 of GBP/USD of 1.2944; EUR/USD 1.1291. EUM is USD 13.597m.

10 In the 2023 Principles for Responsible Investment ("PRI") assessment, InfraRed achieved a 5-star rating for the Policy Governance and Strategy and Infrastructure and a 4-star rating for the newly created Confidence Building Measures. Please find InfraRed's report available for download on our website here: <https://www.ircp.com/sustainability/>

Disclaimer
This document has been issued by The Renewables Infrastructure Group Limited "TRIG". It has been prepared by InfraRed Capital Partners Limited ("InfraRed") in conjunction with TRIG. This document has been approved as a financial promotion by InfraRed, which is solely responsible for its compliance with applicable UK regulatory requirements in the Financial Conduct Authority's Handbook. Although InfraRed and TRIG have attempted to ensure that the contents of this document are accurate in all material respects, no representation or warranty, express or implied, is made to, and no reliance should be placed on the fairness, accuracy, completeness or correctness of the information, or opinions contained herein. This document is being distributed to and is directed only at persons who fall within the end 'target market' for shares in TRIG (the details of which can be found in the section titled 'Information for Distributors' on TRIG's Consumer Duty webpage). If you do not fall within the end target market for shares in TRIG, you should not treat this document as being distributed to or directed at you. This document is not and should not be construed as an offer to sell or the solicitation of an offer to purchase or subscribe for any investment. The document is intended for information purposes only and does not constitute investment advice. Past performance is not a guide to future performance. The value of any investment or the income deriving from them may go down as well as up and you may not get back the full amount invested. There are no guarantees that dividend and return targets will be met.