



Artemis Short-Duration Strategic Bond Fund

Class I accumulation shares, GBP

MARKETING COMMUNICATION

119.08p

price at 31 Jul 2024

0.390%

ongoing charge

August 2024 (data as of 31 July 2024)

OBJECTIVE AND INVESTMENT POLICY

Objective

To generate a return that exceeds the Markit iBoxx 1-5 year £ Collateralised & Corporates Index, after fees, over rolling three-year periods, through a combination of income and capital growth, by investing in a portfolio of global debt and debt-related securities whilst maintaining an aggregate portfolio duration of below 4 years (duration is a measure of the sensitivity of the prices of bonds to changes in interest rates).

Investment policy

What the fund invests in

- At least 80% in debt and debt-related securities, directly or indirectly using derivatives, including:
 - Corporate bonds (investment grade and non-investment grade)
 - Government bonds, including agency bonds and supranational bonds
 - Securitised and collateralised debt, such as asset-backed securities and mortgage-backed securities
- Other securities, such as floating rate bonds, emerging market debt, convertible bonds (including contingent convertible bonds) and preferred securities would be used where the manager considers these to be attractive or necessary in light of the market conditions.
- The fund may also invest in cash and near cash, other transferable securities, other funds (up to 10%) managed by Artemis and third party funds, and money market instruments.

Use of derivatives

The fund may use derivatives, such as futures, forwards and options:

- for investment purposes to achieve the fund objective, including taking long and short positions in government bonds, credit spreads (via credit default swaps on single issuers or indices), interest rates or inflation expectations
- to produce additional income or growth
- for efficient portfolio management purposes to reduce risk and manage the fund efficiently.

Where the fund invests

- Globally.
- No more than 40% net exposure (longs minus shorts) in emerging market debt securities.
- At least 90% of the sub-fund will be denominated in or hedged back to sterling.

Industries the fund invests in

- Any

Credit quality of bonds the fund invests in

- Investment grade, being:
 - BBB- or above by Standard & Poor's; or
 - BBB- or above by Fitch; or
 - Baa3 or above by Moody's
- No more than 40% net exposure (longs minus shorts) in below investment grade securities.
- Up to 10% in unrated bonds.
- The fund will not purchase bonds below B3 by Moody's, B- by S&P or B- by Fitch (the Minimum Bond Rating). Bonds downgraded after initial investment may continue to be held at the manager's discretion. Where the fund has exposure to an index the Minimum Bond Rating will apply to the average credit rating of bonds making up the index.

Other limitations specific to this fund

- The fund's portfolio duration will vary between -2 years and +4 years.
- No more than 40% net exposure (longs minus shorts) in aggregate in a combination of emerging market debt securities and below investment grade securities. In this context, emerging market countries means countries included in the MSCI Emerging Markets Index and those included in the World Bank definition of developing economies or those countries which are, in the manager's opinion, developing countries.

Investment strategy

- The fund is actively managed.
- A combination of two strategies is used:
 - Credit strategy: aims to generate returns through the manager's highest-conviction ideas on credit assets which are expected to rise or fall in value over a particular period. These ideas may be implemented through trades which are intended to exploit the relative prospects of two assets or indices, for example by taking a long position in one and a short position in the other.
 - Rates strategy: aims to exploit expected movements in inflation rates, interest rates globally and the value of global government bonds. The manager seeks to generate returns by using derivatives to take long and short positions in global government bonds, inflation rates or interest rates.
- By strategically allocating between different types of bonds as the economic cycle turns and as market conditions change, the manager aims to preserve capital in difficult times and to profit when conditions improve.

Benchmarks

- Markit iBoxx 1-5 year £ Collateralised & Corporates Index
An indicator of the performance of short-dated sterling denominated corporate investment grade bonds, in which the fund invests. It acts as a 'target benchmark' that the fund aims to outperform. Management of the fund is not restricted by this benchmark. While the fund has the flexibility to strategically invest across fixed income sectors, sterling denominated investment grade corporate bonds are likely to be the main asset class in the portfolio, and the manager believes this index is the closest proxy for the long-term asset allocation of the fund.

For the latest fund and market

commentaries, visit

www.artemisfunds.com/insights,

and for any important changes

to y(our) funds, visit

www.artemisfunds.com/fund-changes.



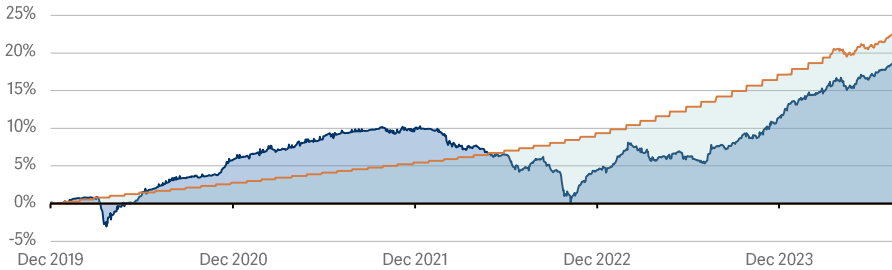
PERFORMANCE

Past performance is not a guide to the future.

CUMULATIVE PERFORMANCE

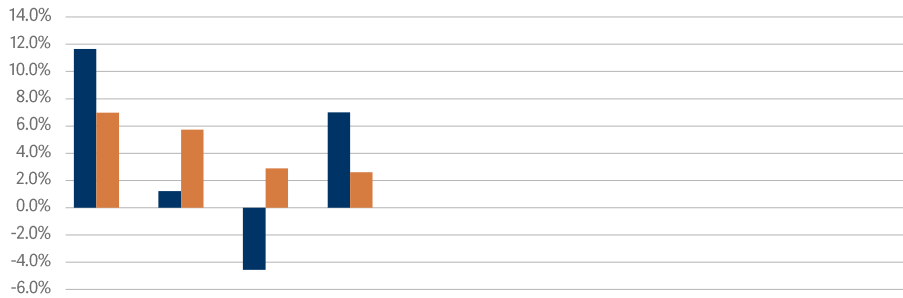
	Since launch	3 yrs	1 yr	6 mo	3 mo	1 mo
Artemis Short-Duration Strategic Bond Fund	19.1%	8.7%	10.6%	4.0%	3.0%	1.1%
Markit iBoxx 1-5 year £ Collateralised & Corporates Index	23.1%	17.7%	7.7%	3.7%	2.7%	1.3%

PERCENTAGE GROWTH



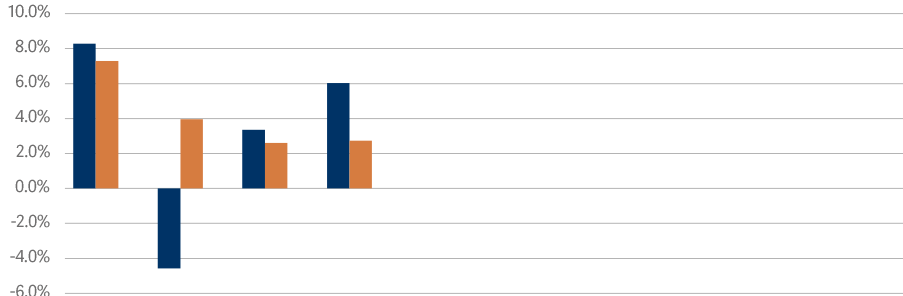
■ Artemis Short-Duration Strategic Bond Fund
 ■ Markit iBoxx 1-5 year £ Collateralised & Corporates Index

12 MONTHS TO QUARTER END (30 JUNE)



	2024	2023	2022	2021	2020	2019	2018	2017	2016	2015
■	11.7%	1.2%	-4.6%	7.0%	n/a	n/a	n/a	n/a	n/a	n/a
■	7.0%	5.7%	2.9%	2.6%	n/a	n/a	n/a	n/a	n/a	n/a

12 MONTHS TO YEAR END (31 DECEMBER)



	2023	2022	2021	2020	2019	2018	2017	2016	2015	2014
■	8.3%	-4.6%	3.4%	6.0%	n/a	n/a	n/a	n/a	n/a	n/a
■	7.3%	4.0%	2.6%	2.7%	n/a	n/a	n/a	n/a	n/a	n/a

Source: Lipper Limited from 3 December 2019 to 31 July 2024. Benchmark data prior to 18 March 2024 reflects the Bank Of England Base Rate + 2.5% index as opposed to the Markit iBoxx 1-5 years £ Collateralised & Corporates Index. All figures show total returns with dividends and/or income reinvested, net of all charges. Performance does not take account of any costs incurred when investors buy or sell the fund. Returns may vary as a result of currency fluctuations if the investor's currency is different to that of the class.

COMPOSITION

TOP 10 LONG HOLDINGS

TSY INFL IX N/B 2.125%	2.5%
TSY INFL IX N/B 0.875%	2.4%
Credit Suisse Group AG 7%	1.8%
Santander UK 7.098%	1.8%
Telereal Securitisation	1.8%
Weir Group 6.875% 14/06/2028	1.7%
Metropolitan Life Global	1.6%
RAC 4.87% 06/05/2026	1.6%
Natwest 3.622% 14/08/2030	1.6%
AA Bond Co 3.25% 31/07/2028	1.6%

Source: Artemis as at 31 July 2024. Physical long holdings only.

MARKET SECTOR SPLIT

Financials	37.3%
Industrials	10.7%
Whole Business Securitized	9.8%
Government Bonds	9.6%
Consumer Services	8.5%
Utilities	7.0%
MBS	4.5%
Health Care	2.7%
Basic Materials	1.8%
Oil & Gas	1.6%
Technology	1.4%
Consumer Goods	1.0%
Agencies	1.0%
Housing Associations	0.9%

Source: Artemis as at 31 July 2024. Physical long holdings only. Figures may not add up to 100% due to rounding and cash and derivative holdings.

ASSET ALLOCATION BY COUNTRY

United Kingdom	51.2%
United States	16.2%
Other	8.6%
Jersey	5.8%
Netherlands	3.6%
Luxembourg	2.5%
Switzerland	2.2%
Canada	2.1%
France	2.0%
Germany	2.0%
Australia	1.9%

Source: Artemis as at 31 July 2024. Physical long holdings only. Figures may not add up to 100% due to rounding.

BOND RATING ALLOCATION

AAA	7.2%
AA	6.7%
A	10.4%
BBB	47.3%
BB	15.2%
B	10.7%
Not Rated	0.4%

Source: Artemis as at 31 July 2024. Figures may not add up to 100% due to rounding, cash, equity and derivative holdings.

CURRENCY EXPOSURE

	Pre hedge	Post hedge
British pound	76.2%	100.0%
US dollar	11.6%	0.1%
Euro	10.5%	-0.3%
New Zealand dollar	1.0%	0.0%
Australian dollar	0.4%	0.1%
Japanese yen	0.1%	0.1%
Canadian dollar	0.0%	0.0%
Swedish krona	0.0%	0.0%
Total	99.7%	100.0%

Source: Artemis as at 31 July 2024. Figures may not add up to 100% due to rounding and cash holdings. The aim is that once hedged the currency exposure will be close to 100% GBP.

ASSET CLASS ALLOCATION

	Physical	Long	Short
Corporate investment grade	61.9%		
Corporate non-investment grade	26.3%		
Government bond	9.6%		
Interest rate swap		34.8%	-10.9%
Government bond future		5.1%	-12.2%
Credit default swap		1.4%	-5.0%
Inflation swap			-0.8%

Source: Artemis as at 31 July 2024.

RISK CONSIDERATIONS

To ensure you understand whether this fund is suitable for you, please read the Key Investor Information which is available, along with the fund's Prospectus, from www.artemisfunds.com or www.fundinfo.com.

The fund is exposed to the following risks:

Market volatility risk	The value of the fund and any income from it can fall or rise because of movements in stockmarkets, currencies and interest rates, each of which can move irrationally and be affected unpredictably by diverse factors, including political and economic events.
Currency risk	The fund's assets may be priced in currencies other than the fund base currency. Changes in currency exchange rates can therefore affect the fund's value.
Bond liquidity risk	The fund holds bonds which could prove difficult to sell. As a result, the fund may have to lower the selling price, sell other investments or forego more appealing investment opportunities.
Higher-yielding bonds risk	The fund may invest in higher-yielding bonds, which may increase the risk to capital. Investing in these types of assets (which are also known as sub-investment grade bonds) can produce a higher yield but also brings an increased risk of default, which would affect the capital value of the fund.
Credit risk	Investments in bonds are affected by interest rates, inflation and credit ratings. It is possible that bond issuers will not pay interest or return the capital. All of these events can reduce the value of bonds held by the fund.
Derivatives risk	The fund may invest extensively in derivatives with the aim of profiting from falling ('shorting') as well as rising prices. Should the asset's value vary in an unexpected way, the fund value will reduce. Refer to the investment policy in fund's prospectus for further details on how derivatives may be used.
Charges from capital risk	Where charges are taken wholly or partly out of a fund's capital, distributable income may be increased at the expense of capital, which may constrain or erode capital growth.
Emerging markets risk	Compared to more established economies, investments in emerging markets may be subject to greater volatility due to differences in generally accepted accounting principles, less governed standards or from economic or political instability. Under certain market conditions assets may be difficult to sell.
Counterparty risk	Investments such as derivatives are made using financial contracts with third parties. Those third parties may fail to meet their obligations to the fund due to events beyond the fund's control. The fund's value could fall because of loss of monies owed by the counterparty and/or the cost of replacement financial contracts.
Mortgage- or asset-backed securities risk	Mortgage- or asset-backed securities may not receive in full the amounts owed to them by underlying borrowers.
Leverage risk	The fund may operate with a significant amount of leverage. Leverage occurs when the economic exposure created by the use of derivatives is greater than the amount invested. A leveraged portfolio may result in large fluctuations in its value and therefore entails a high degree of risk including the risk that losses may be substantial.

OTHER INFORMATION

This is a marketing communication. Before making any final investment decisions, and to understand the investment risks involved, refer to the fund prospectus, available in English, and KIID/KID, available in English and in your local language depending on local country registration, from www.artemisfunds.com or www.fundinfo.com.

CAPITAL AT RISK. All financial investments involve taking risk and the value of your investment may go down as well as up. This means your investment is not guaranteed and you may not get back as much as you put in. Any income from the investment is also likely to vary and cannot be guaranteed.

Artemis does not provide investment advice on the advantages or suitability of its products and no information provided should be viewed in this way. Artemis only provides information about its own products and services and does not advise investors. Should you be unsure about the suitability of an investment, you should consult a suitably qualified professional adviser.

Investment in a fund concerns the acquisition of units/shares in the fund and not in the underlying assets of the fund.

Reference to specific shares or companies should not be taken as advice or a recommendation to invest in them.

For information on sustainability-related aspects of a fund, visit www.artemisfunds.com.

The fund is a sub-fund of Artemis Investment Funds ICVC. For further information, visit www.artemisfunds.com/oeic.

Third parties (including FTSE and MSCI) whose data may be included in this document do not accept any liability for errors or omissions. For information, visit www.artemisfunds.com/third-party-data.

Any research and analysis in this communication has been obtained by Artemis for its own use.

Although this communication is based on sources of information that Artemis believes to be reliable, no guarantee is given as to its accuracy or completeness.

Any forward-looking statements are based on Artemis' current expectations and projections and are subject to change without notice.

This fund is not subject to any form of regulation or approval in the Isle of Man. This document has not been registered or approved for distribution in the Isle of Man and may only be distributed in or into the Isle of Man by a person permitted under Isle of Man law to do so and in accordance with the Isle of Man Collective Investment Schemes Act 2008 and regulations made thereunder. The participants in the fund are not protected by any statutory compensation scheme.

Visit www.artemisfunds.com/glossary for an explanation of investment terms.

Issued by Artemis Fund Managers Ltd which is authorised and regulated by the Financial Conduct Authority.

Please note that on 18 March 2024 the name of the fund changed from Artemis Target Return Bond Fund to Artemis Short-Duration Strategic Bond Fund.

FUND DATA

INVESTMENT TEAM



Stephen Snowden

Fund manager, since launch



Jack Holmes

Fund manager, since November 2023



Liam O'Donnell

Fund manager, since November 2023

KEY FACTS

Fund type	OEIC
Asset class	Bond
Focus	Capital growth
Regional focus	Global
SEDOL	BJXPPH6
ISIN	GB00BJXPPH66
Fund launch date	3 December 2019
Class launch date	3 December 2019
Class launch price	100.00p
Class currency	GBP
Valuation point	12:00
Year end	28th February
Accumulation date	30 April, 31 July, 31 October, 31 January
Modified duration	2.6
Fund size	£304.4m

Source: Artemis as at 31 July 2024.

PRICE AND YIELD(S)

Price	119.08p
Distribution yield	4.85%
Underlying yield	4.85%

Source: Artemis as at 31 July 2024

The distribution yield reflects the amount that may be expected to be distributed over the next twelve months as a percentage of the mid-market unit price of the fund as at the date shown. It is based on a snapshot of the portfolio on that day. It does not include any preliminary charge and investors may be subject to tax on distributions. The underlying yield is calculated in the same way as the distribution yield but is net of charges and therefore lower than the distribution yield. These yields are not indicators of the future performance of the fund.

CHARGES

Initial charge	0%
Ongoing charge	0.390%

Source: Artemis. The ongoing charge covers the annual operating expenses of running the fund and is shown as at the date of the Key Investor Information Document, where further information about the fund's charges can be found. Additional costs may be incurred, such as portfolio transaction costs and transfer taxes, which may reduce performance. For further information, visit www.artemisfunds.com/charges.

RISK AND REWARD PROFILE



The fund is in the category shown due to historic volatility (how much and how quickly the value of shares in the fund may have risen and fallen in the past due to movements in markets, currencies and interest rates). It may not be a reliable indication of the future risk profile of the fund.

RATINGS AND AWARDS

FE Crown: 5

Third party endorsements are not a recommendation to buy. For sources, dates and other information, visit www.artemisfunds.com/endorsements

