

# NB Private Equity Partners Limited

*Investing in private companies to generate long-term growth*

NB Private Equity Partners (NBPE) is a London listed investment company focused on generating attractive long term returns by investing in a portfolio of direct investments in private companies, all hand selected by Neuberger Berman's team of experts.

- Invests alongside top tier private equity managers, in their core areas of expertise
- Primarily invested in the US, the largest and deepest private equity market
- A focus on companies that are expected to benefit from long term structural growth trends underpinned by a highly selective and responsible investment approach
- Leverages the strength of Neuberger Berman's platform, relationships, deal flow and expertise to access the most attractive investment opportunities

**\$27.33 / £21.83**  
NAV per share at  
30 Apr 2024

**0.0%**  
LTM NAV TR

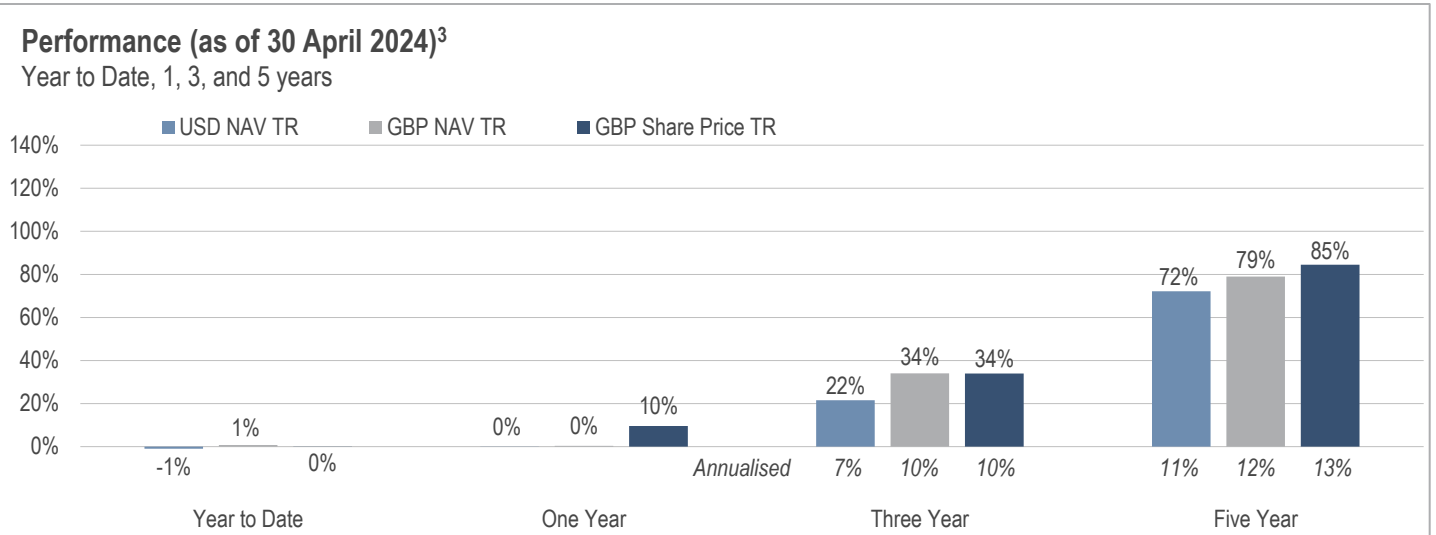
**\$0.94 / 4.6%**  
Annualised Dividends per  
Share / Dividend yield<sup>1</sup>

## Fund Overview

Seek the best investments available, from premier private equity firms, in their core areas of expertise

Portfolio - \$1.3bn of value		
<b>85</b>	<b>89%</b>	<b>53</b>
Portfolio companies; 8 other investments	Fair value of top 50 companies	Private equity managers invested alongside

Performance Highlights		
<p><b>Monthly Performance</b></p> <ul style="list-style-type: none"> <li>- 0.1% NAV TR during the month</li> </ul>	<p><b>2024 Realisations</b></p> <ul style="list-style-type: none"> <li>- \$70 million of proceeds received, consisting of cash from previously announced sales and from the liquidating income portfolio (\$8 million received year to date); as well as partial realisations of quoted holdings of AutoStore, GFL and DM Healthcare, and full sales of Safefleet and Vertiv</li> <li>- \$41 million of additional expected realisations<sup>2</sup></li> </ul>	<p><b>Strong liquidity position and investment level</b></p> <ul style="list-style-type: none"> <li>- \$358m of available liquidity</li> <li>- 102% investment level as a % of NAV</li> </ul>



## Investment Approach: Investing Alongside Top Tier Private Equity Managers

### Advantages of NB Private Equity's Investment Approach

- Diversified – across sector, manager, and company size
- Focus on the best opportunities – control the investment decision
- Capital Efficient – investing investment by investment
- ESG Due Diligence – both manager and company-level assessment
- Dynamic – can respond to market conditions
- Fee Efficient – single layer of fees

### Key Themes

#### Building a portfolio of companies that are expected to benefit from long term growth trends

NB Private Equity invests in companies that are expected to benefit from key themes, positioning the portfolio for a range of possible macro-economic conditions with a demonstrated ability to perform well in a challenging environment

#### Long-term Secular Growth Trends

- Target higher growth rates due to long-term trends/behaviour changes

#### Businesses with Low Cyclicity

- Characterised by more defensive sectors or end-markets

### Key Sectors

#### Technology

- Significant exposure to software / security
- Diversified end markets / applications
- Mission-critical applications and sticky customer bases

#### Consumer/E-commerce

- Emphasis on e-commerce delivery / models
- Companies with value-add products / services with limited cyclicity and strong brands and competitive positions

#### Industrial Technology

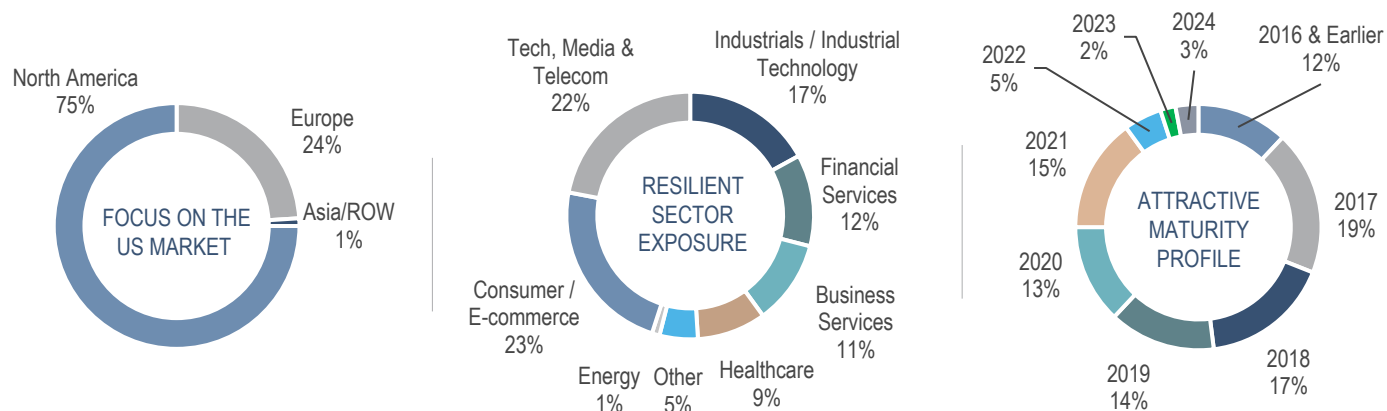
- Broader tech applications including automation, distribution and fulfilment, and optics / sensing technology

#### Financial and Business Services

- Differentiated, technology integrated businesses
- Sticky and diverse customer bases

## Portfolio Overview

### Investing in buyout investments, with a strong bias towards the US and a focus on resilient sectors



Note: numbers may not sum due to rounding. Year of investment pie chart includes a re-classification of three investments from their original year of investment to the year the Manager elected to re-invest in the company, rather than seek liquidity.

## New Investments During 2024

- \$45 million of investments funded in 2024, including \$38 million to two new investments and \$7 million of additional new and follow-on investments
- \$28 million committed to a third investment approved but not yet closed

**BENECON**

\$25 million invested

**ZEUS**

\$13 million invested

## Announced Realisations During 2024

- \$70 million of cash proceeds received
  - Consisting of cash from previously announced sales and from the liquidating income portfolio (\$8 million received year to date); as well as partial realisations of quoted holdings of AutoStore, GFL and DM Healthcare, and full sales of Safefleet and Vertiv
- Announced realisations expected to generate additional \$41 million of proceeds to NBPE<sup>1</sup>

**SAFE FLEET**  
Driving Safety Forward™

**COTIVITI**













XNSE: ASTERDM

**AutoStore**  
OB.Auto

**GFL**  
NYSE: GFL

**VERTIV**  
NYSE: VRT

## Top 10 Company Spotlight – 35% of Fair Value

Company	Investment Year	Description	Industry	Sponsor	Value (\$ in mn)	% of Fair Value
 <b>ACTION</b>	2020	European discount retailer	Consumer	3i	\$85.4	6.6%
 <b>osaic</b>	2019	Independent network of wealth management firms	Financial Services	Reverence Capital	\$56.5	4.4%
 <b>SOLENIS</b>	2021	Specialty chemicals and services provider	Industrials	Platinum Equity	\$54.1	4.2%
 <b>COTIVITI</b>	2018	Payment accuracy and clinical software solutions for the healthcare industry	Healthcare	Veritas Capital	\$40.5	3.1%
 <b>BeyondTrust</b>	2018	Cyber security and secure access solutions	Technology / IT	Francisco Partners	\$39.6	3.1%
 <b>brandedcities</b>	2017	North American advertising media company	Communications / Media	Shamrock Capital	\$39.4	3.1%
 <b>Business Services Company*</b>	2017	Business services company	Business Services	Not Disclosed	\$34.8	2.7%
 <b>CONSTELLATION</b> AUTOMOTIVE GROUP	2019	Provider of vehicle remarketing services	Business Services	TDR Capital	\$32.4	2.5%
 <b>ONE MONROE</b>	2021	Distributor of mission-critical standard and custom engineered products	Industrials	AEA Investors	\$31.9	2.5%
 <b>true potential</b>	2022	Wealth management technology platform serving advisors and retail clients	Financial Services	Cinven	\$31.7	2.5%
<b>Total Top 10 Investments</b>					<b>\$446.4</b>	<b>34.6%</b>

1. Pending realisations are subject to customary closing conditions. No assurances can be given the transactions ultimately close.

Note: numbers may not sum due to rounding.

Note: The investments discussed do not represent all past investments. It should not be assumed that an investment listed was or will be profitable. The information supplied about the investment is intended to show investment process and not performance.

## NBPE's Manager: Neuberger Berman

### NBPE's Approach Leverages the Strength of the Neuberger Berman Platform

- Managing over \$115 billion in Private Equity and Decades of Experience<sup>1</sup>  
25+ average years' experience for senior investment professionals and 35 years in private equity
- Deep Resources  
430+ team members leveraging the broader Neuberger Berman platform<sup>2</sup>
- Industry Renowned  
A leading global private equity manager<sup>3</sup>
- ESG Integrated  
★★★★★ rating by UN PRI for private equity ESG Integration<sup>4</sup>



#### Ordinary Shares Key Facts

30 April 2024

Net Assets (\$ in millions)	\$1,263.8
NAV per Share (USD / GBP)	\$27.33 / £21.83
Share Price	£16.30
Discount	(25.3%)
Annualised Dividend Yield on Share Price****	4.6%
Management Fee	1.5%
Performance Fee	7.5%; above a 7.5% hurdle
Ongoing Charges Ratio*****	1.9%
Index	FTSE 250
Ticker	NBPE
Class A Shares Outstanding	46,247,719
ISIN	GG00B1ZBD492

#### How to Invest

An investment in NBPE can be made by buying ordinary shares through a broker or financial intermediary.  
Ticker: NBPE

##### Board of Directors

William Maltby (Chairman)  
Trudi Clark  
John Falla  
Louisa Symington-Mills  
Wilken Von Hodenberg  
Pawan Dhir

##### Investment Manager

NB Alternatives Advisers LLC  
325 N. St. Paul Street Suite 4900  
Dallas, TX 75201  
Email: [nbprivatemarketsir@nb.com](mailto:nbprivatemarketsir@nb.com)  
Tel: +44 20 3214 9002

##### Corporate Broker

Jefferies International Limited  
100 Bishopsgate  
London, EC2N 4JL  
Tel: +44 (0) 20 7029 8766

##### Corporate Broker

Stifel Nicolaus Europe Limited  
150 Cheapside  
London, EC2V 6ET  
Tel: +44 (0) 20 7710 7600

##### Marketing Advisory

Kepler Partners  
70 Conduit St.  
London, W1S 2GF  
Tel: +44 (0) 20 3384 8796

## Summary Balance Sheet

\$ in millions	30 April 2024 (Unaudited)	31 March 2024 (Unaudited)
Direct Equity Investments	\$1,198.8	\$1,198.9
Income Investments	\$84.2	\$86.9
<b>Total Investments*</b>	<b>\$1,290.6</b>	<b>\$1,293.5</b>
Investment level	102%	102%
Cash / Liquid Investments	147.9	151.5
Credit Facility Drawn	(90.0)	(90.0)
ZDPs	(80.1)	(80.5)
Other	(4.6)	(11.8)
<b>Net Asset Value</b>	<b>\$1,263.8</b>	<b>\$1,262.7</b>
<b>NAV per Share (\$)</b>	<b>\$27.33</b>	<b>\$27.30</b>
<b>NAV per Share (£)</b>	<b>£21.83</b>	<b>£21.61</b>
Dividends Accrued/Paid in Period (\$)	\$21.9	\$21.9
<b>Commitment Coverage**:</b>		
Available Liquidity (Including Liquid Investments)	\$357.9	\$361.5
Adjusted Unfunded Commitments***	\$28.9	\$28.9
Adjusted Commitment Coverage***	1239%	1251%

#### ZDP Shares Key Facts

Capital Entitlement	130.63p
Maturity	30 October 2024
GRY at Issuance	4.25%
Ticker	NBPS
ISIN	GG00BD96PR19
SEDOL	BD96PR1

#### More Information

Website: [www.nbprivateequitypartners.com](http://www.nbprivateequitypartners.com)  
Email: [nbprivatemarketsir@nb.com](mailto:nbprivatemarketsir@nb.com)

Note: numbers may not sum due to rounding.

\*Total Investments include approximately \$7.5 million of fund investments as of 30 April 2024 and \$7.7 million as of 31 March 2024.

\*\*Unfunded commitments are adjusted for amounts the Manager believes are unlikely to be called. As of 30 April 2024 (31 March 2024), unadjusted unfunded commitments were \$77.3 million (\$77.3 million), total private equity exposure was \$1.3 billion (\$1.3 billion), and the unadjusted commitment coverage ratio was 463% (468%). Unfunded amounts are to funds only and exclude direct investments committed to but not yet closed.

\*\*\*Updated based on the latest adjusted unfunded basis

\*\*\*\*Based on the most recent annualised dividend in February 2024 and the closing share price of £16.30 on 30 April 2024.

\*\*\*\*\*Ongoing Charges Ratio as of 31/12/2023

#### FOOTNOTES TO PAGE 1

1. Based on the most recent annualised dividend in February 2024 and the closing share price of £16.30 on 30 April 2024.
2. Pending realisations are subject to customary closing conditions. No assurances can be given the transactions ultimately close.
3. All performance figures assume re-investment of dividends on the ex-dividend date and reflect cumulative returns over the relevant time periods shown. Three-year and five-year annualised returns are presented below the bars for USD NAV, GBP NAV, and GBP Share Price Total Returns.

#### FOOTNOTES TO PREVIOUS PAGE

1. Please note beginning December 31, 2023, NB Private Markets revised the Aggregate Committed Capital calculation methodology. As of December 31, 2023 and going forward, Aggregate Committed Capital represents total commitments to active vehicles (including commitments in the process of documentation or finalization) managed by NB Private Markets. Prior to December 31, 2023, Aggregate Committed Capital reflected total committed capital since inception in 1987, including liquidated vehicles. Using the previous methodology, NB Private Markets Aggregate Committed Capital was \$123 billion as of December 31, 2023, broken down as follows: Primaries, \$41 bn; Co-Investments, \$36 bn; Secondaries, \$20 bn; Private Debt, \$16 bn; Capital Solutions, \$6 bn; and Direct Specialty Strategies, \$5 bn.
2. Subject to Neuberger Berman's policies and procedures, including certain information barriers within Neuberger Berman that are designed to prevent the misuse by Neuberger Berman and its personnel of material information regarding issuers of securities that has not been publicly disseminated.
3. The Asset Management Awards' judging is undertaken by a group of judges with expertise across the UK institutional and retail asset management spaces. Each judge reviews submitted entry material and then scores the entries out of a total of score of 10 providing their reasoning as to why they have submitted that score. Two judges analyze each category and the firm with the highest overall score wins that category. Votes are verified by Insurance Asset Management's editorial team. NB Private Equity did not pay a fee to participate. Awards and ratings referenced do not reflect the experiences of any Neuberger Berman client and readers should not view such information as representative of any particular client's experience or assume that they will have a similar investment experience as any previous or existing client. Awards and ratings are not indicative of the past or future performance of any Neuberger Berman product or service.
4. For illustrative and discussion purposes only. PRI grades are based on information reported directly by PRI signatories, of which investment managers totaled 3,123 for 2023, 2,791 for 2021, 1,545 for 2020 and 1,247 for 2019. All PRI signatories are eligible to participate and must complete a questionnaire to be included. All PRI signatories are eligible to participate and must complete a questionnaire to be included. The underlying information submitted by signatories is not audited by the PRI or any other party acting on its behalf. Signatories report on their responsible investment activities by responding to asset-specific modules in the Reporting Framework. Each module houses a variety of indicators that address specific topics of responsible investment. Signatories' answers are then assessed and results are compiled into an Assessment Report. Neuberger Berman pays a fee to be a member of PRI and the grades are only available to PRI members. Ratings referenced do not reflect the experiences of any Neuberger Berman client and readers should not view such information as representative of any particular client's experience or assume that they will have a similar investment experience as any previous or existing client. Awards and ratings are not indicative of the past or future performance of any Neuberger Berman product or service. Moreover, the underlying information has not been audited by the PRI or any other party acting on its behalf. While every effort has been made to produce a fair representation of performance, no representations or warranties are made as to the accuracy of the information presented, and no responsibility or liability can be accepted for damage caused by use of or reliance on the information contained within this report. Information about PRI grades is sourced entirely from PRI and Neuberger Berman makes no representations, warranties or opinions based on that information.

#### LEGAL DISCLAIMER

THIS DOCUMENT AND ANY PRESENTATION PREPARED IN CONJUNCTION WITH THIS DOCUMENT (AND ANY ACCOMPANYING DOCUMENTS (THE "INVESTOR MATERIALS") HAVE BEEN PREPARED BY NB PRIVATE EQUITY PARTNERS LIMITED ("NBPE") AND NB ALTERNATIVES ADVISERS LLC (THE "INVESTMENT MANAGER"). NO MEMBER OF THE NEUBERGER BERMAN GROUP NOR ANY OF THEIR RESPECTIVE DIRECTORS, OFFICERS, EMPLOYEES, ADVISORS, REPRESENTATIVES, OR OTHER AGENTS MAKES OR HAS BEEN AUTHORISED TO MAKE ANY REPRESENTATION OR WARRANTIES (EXPRESS OR IMPLIED) IN RELATION TO NBPE OR AS TO THE TRUTH, ACCURACY OR COMPLETENESS OF THE INVESTOR MATERIALS, OR ANY OTHER WRITTEN OR ORAL STATEMENT PROVIDED, OR ANY INFORMATION ON WHICH THE INVESTOR MATERIALS IS BASED (INCLUDING, WITHOUT LIMITATION, INFORMATION OBTAINED FROM THIRD PARTIES) OR ANY OTHER INFORMATION OR REPRESENTATIONS SUPPLIED OR MADE IN CONNECTION WITH THE INVESTOR MATERIALS OR AS TO THE REASONABLENESS OF ANY PROJECTIONS WHICH THE INVESTOR MATERIALS CONTAIN. ALL INVESTMENTS ARE SUBJECT TO RISK. PAST PERFORMANCE IS NOT INDICATIVE OF, OR A GUARANTEE OF, FUTURE PERFORMANCE. PROSPECTIVE INVESTORS ARE ADVISED TO SEEK EXPERT LEGAL, FINANCIAL, TAX AND OTHER PROFESSIONAL ADVICE BEFORE MAKING ANY INVESTMENT DECISION. THE VALUE OF INVESTMENTS MAY FLUCTUATE.

THE AFOREMENTIONED PERSONS DISCLAIM ANY AND ALL RESPONSIBILITY AND LIABILITY WHATSOEVER, WHETHER ARISING IN TORT, CONTRACT OR OTHERWISE, FOR ANY ERRORS, OMISSIONS OR INACCURACIES IN SUCH INFORMATION OR OPINIONS OR FOR ANY LOSS, COST OR DAMAGE SUFFERED OR INCURRED HOWSOEVER ARISING, DIRECTLY OR INDIRECTLY, FROM ANY USE OF THE INVESTOR MATERIALS OR THEIR CONTENTS BY THE RECIPIENT OR ANY OTHER PERSON OR OTHERWISE IN CONNECTION WITH THE INVESTOR MATERIALS. PERSONS RECEIVING OR REVIEWING THE INVESTOR MATERIALS MUST MAKE ALL TRADING AND INVESTMENT DECISIONS IN RELIANCE ON THEIR OWN JUDGEMENT. NO STATEMENT IN THE INVESTOR MATERIALS IS INTENDED TO BE NOR MAY BE CONSTRUED AS A PROFIT FORECAST.

THIS INVESTOR MATERIALS DO NOT CONSTITUTE A PROSPECTUS OR OFFERING MEMORANDUM OR AN OFFER IN RESPECT OF ANY SECURITIES AND ARE NOT INTENDED TO PROVIDE THE BASIS FOR ANY DECISION IN RESPECT OF NBPE OR OTHER EVALUATION OF ANY SECURITIES OF NBPE OR ANY OTHER ENTITY AND SHOULD NOT BE CONSIDERED AS A RECOMMENDATION THAT ANY INVESTOR SHOULD SUBSCRIBE FOR OR PURCHASE ANY SUCH SECURITIES OR ENGAGE IN ANY INVESTMENT ACTIVITY (AS DEFINED IN THE FINANCIAL SERVICES AND MARKETS ACT 2000) IN ANY JURISDICTION NOR SHALL THEY, OR ANY PART OF THEM, OR THE FACT OF THEIR DISTRIBUTION IN ANY MANNER WHATSOEVER FORM THE BASIS OF, OR BE RELIED ON IN CONNECTION WITH, ANY CONTRACT OR INVESTMENT DECISION WHATSOEVER, IN ANY JURISDICTION. NEITHER THE ISSUE OF THE INVESTOR MATERIALS NOR ANY PART OF THEIR CONTENTS CONSTITUTES AN OFFER TO SELL OR INVITATION TO PURCHASE ANY SECURITIES OF NBPE OR ANY OTHER ENTITY OR ANY PERSONS HOLDING SECURITIES OF NBPE AND NO INFORMATION SET OUT IN THE INVESTOR MATERIALS OR REFERRED TO IN OTHER WRITTEN OR ORAL INFORMATION IS INTENDED TO FORM THE BASIS OF ANY CONTRACT OF SALE, INVESTMENT DECISION OR ANY DECISION TO PURCHASE ANY SECURITIES REFERRED TO IN IT. THE INVESTOR MATERIALS ARE NOT FOR RELEASE, PUBLICATION OR DISTRIBUTION (DIRECTLY OR INDIRECTLY) IN OR INTO THE UNITED STATES, CANADA, AUSTRALIA, JAPAN, THE REPUBLIC OF SOUTH AFRICA OR TO ANY "US PERSON" (AS DEFINED IN REGULATION S UNDER THE US SECURITIES ACT OF 1933, AS AMENDED) OR INTO ANY OTHER JURISDICTION WHERE APPLICABLE LAWS PROHIBIT THEIR RELEASE, DISTRIBUTION OR PUBLICATION.

THE INFORMATION CONTAINED IN THE INVESTOR MATERIALS IS GIVEN AS AT THE DATE OF ITS PUBLICATION (UNLESS OTHERWISE MARKED) AND IS SUBJECT TO UPDATING, REVISION AND AMENDMENT. NO RELIANCE MAY BE PLACED FOR ANY PURPOSE WHATSOEVER ON THE INFORMATION OF OPINIONS CONTAINED IN THE INVESTOR MATERIALS OR ON THEIR COMPLETENESS, ACCURACY OR FAIRNESS. THE CONTENTS OF THE INVESTOR MATERIALS HAVE NOT BEEN APPROVED BY ANY COMPETENT REGULATORY OR SUPERVISORY AUTHORITY. THE INVESTOR MATERIALS ARE NOT INTENDED TO BE COMPLETE OR TO CONSTITUTE ALL OF THE INFORMATION NECESSARY TO ADEQUATELY EVALUATE THE CONSEQUENCES OF INVESTING IN NBPE. THE CONTENTS OF THE INVESTOR MATERIALS HAVE NOT BEEN VERIFIED. NEITHER NBPE NOR NEUBERGER BERMAN GIVES ANY UNDERTAKING TO PROVIDE THE RECIPIENT WITH ACCESS TO ANY ADDITIONAL INFORMATION, OR TO UPDATE THE INVESTOR MATERIALS OR ANY ADDITIONAL INFORMATION, OR TO CORRECT ANY INACCURACIES IN THEM WHICH MAY BECOME APPARENT AND THE DISTRIBUTION OF THE INVESTOR MATERIALS SHALL NOT BE DEEMED TO BE ANY FORM OF COMMITMENT ON THE PART OF NBPE, THE INVESTMENT MANAGER OR NEUBERGER BERMAN TO PROCEED WITH ANY TRANSACTION.

THE INVESTOR MATERIALS MAY CONTAIN CERTAIN FORWARD-LOOKING STATEMENTS. FORWARD-LOOKING STATEMENTS RELATE TO EXPECTATIONS, BELIEFS, PROJECTIONS, FUTURE PLANS AND STRATEGIES, ANTICIPATED EVENTS OR TRENDS AND SIMILAR EXPRESSIONS CONCERNING MATTERS THAT ARE NOT HISTORICAL FACTS. IN SOME CASES, FORWARD-LOOKING STATEMENTS CAN BE IDENTIFIED BY TERMS SUCH AS "ANTICIPATE", "BELIEVE", "COULD", "ESTIMATE", "EXPECT", "INTEND", "MAY", "PLAN", "POTENTIAL", "SHOULD", "WILL", AND "WOULD", OR THE NEGATIVE OF THOSE TERMS OR OTHER COMPARABLE TERMINOLOGY. THE FORWARD-LOOKING STATEMENTS ARE BASED ON NBPE'S AND/OR THE INVESTMENT MANAGER'S BELIEFS, ASSUMPTIONS AND EXPECTATIONS OF FUTURE PERFORMANCE AND MARKET DEVELOPMENTS, TAKING INTO ACCOUNT ALL INFORMATION CURRENTLY AVAILABLE AND ARE INTENDED ONLY TO ILLUSTRATE HYPOTHETICAL RESULTS UNDER THOSE BELIEFS, ASSUMPTIONS AND EXPECTATIONS (NOT ALL OF WHICH WILL BE SPECIFIED HEREIN), NOT ALL RELEVANT EVENTS OR CONDITIONS MAY HAVE BEEN CONSIDERED IN DEVELOPING SUCH BELIEFS, ASSUMPTIONS AND EXPECTATIONS. THESE BELIEFS, ASSUMPTIONS, AND EXPECTATIONS CAN CHANGE AS A RESULT OF MANY POSSIBLE EVENTS OR FACTORS, NOT ALL OF WHICH ARE KNOWN OR ARE WITHIN NBPE'S OR THE INVESTMENT MANAGER'S CONTROL, WHICH MIGHT IMPACT NBPE'S BUSINESS, FINANCIAL CONDITION, LIQUIDITY AND RESULTS OF OPERATIONS, WHICH MAY VARY MATERIALLY FROM THOSE EXPRESSED IN FORWARD-LOOKING STATEMENTS.