

Mobius Income  
& Growth VCT plc  
**A Venture Capital Trust**

Annual Report & Financial Statements  
for year ended 31 December 2023

**Mobeus Income & Growth VCT plc** (“the Company”) is a Venture Capital Trust (“VCT”) listed on the London Stock Exchange. Its investment portfolio is advised by Gresham House Asset Management Limited (“Gresham House” or “Investment Adviser”).

## Contents

<b>Financial Highlights and Performance Summary</b>	<b>1</b>
<b>Chair’s Statement</b>	<b>2</b>
<b>Investment Portfolio</b>	<b>6</b>
Investment Adviser’s Review	6
Principal Investments in the Portfolio	14
Investment Portfolio Summary	18
<b>Strategic Report</b>	<b>21</b>
- Company Objective and Business Model	21
- Summary of VCT Regulation	22
- Performance and Key Performance Indicators	23
- Investment Policy	26
- Diversity Policy	26
- Other Key Policies	26
- Stakeholder Engagement and Directors’ Duties	27
- Principal and Emerging Risks	30
- Going Concern and Viability of the Company	32
<b>Reports of the Directors</b>	<b>33</b>
- Board of Directors	33
- Directors’ Report	34
- Corporate Governance Statement	38
- Report of the Audit Committee	41
- Directors’ Remuneration Report	43
- Statement of Directors’ Responsibilities	47
<b>Independent Auditor’s Report</b>	<b>48</b>
<b>Financial Statements</b>	<b>53</b>
<b>Information for Shareholders</b>	<b>77</b>
- Shareholder Information	77
- Notice of the Annual General Meeting	79
- Performance Data at 31 December 2023	82
- Timeline of the Company	85
- Glossary of terms	86
- Corporate Information	88

## Financial Highlights

For the year ended 31 December 2023

Net assets: **£95.99 million**  
Net asset value (“NAV”) per share: **58.43 pence**

- Net asset value (“NAV”) total return<sup>1</sup> per share was 6.1%<sup>2</sup>.
- Share price total return<sup>1</sup> per share was 5.7%<sup>3</sup>.
- Dividends paid and declared in respect of the financial year totalled 9.50 pence per share. Cumulative dividends paid to date since inception in 2004 stand at 166.30 pence per share.
- £5.72 million was invested into eight new growth capital investments and four existing portfolio companies during the year.
- Net unrealised gains were £6.03 million in the year.
- The Company realised investments totalling £2.70 million of cash proceeds and generated net realised gains in the year of £0.39 million.

<sup>1</sup> Definitions of key terms and alternative performance measures shown above and throughout this report are shown in the Glossary of terms on pages 86 and 87.

<sup>2</sup> Further details on the NAV total return are shown in the Performance and Key Performance Indicators section of the Strategic Report on pages 23 to 25.

<sup>3</sup> The difference in NAV and share price total returns arises principally due to the timing of NAV announcements.

## Performance Summary

**Cumulative NAV Total return<sup>1</sup> performance over the last 3, 5 and 10 years is 27%, 58% and 77% respectively.**

**The table below shows the cumulative performance since launch as at the end of each of the last five years.**

Reporting date as at	Net assets (£m)	NAV per share (p)	Share price <sup>2</sup> (p)	Cumulative dividends paid per share <sup>1</sup> (p)	Cumulative total return per share to Shareholders <sup>1</sup>		Dividends paid and proposed in respect of each year (p)
					(NAV basis) (p)	(Share price basis) (p)	
31 December 2023	95.99	58.43	55.00	166.30	224.73	221.30	9.50
31 December 2022	100.32	64.01	61.00	156.80	220.81	217.80	8.00
31 December 2021	112.96	90.31	80.00 <sup>3</sup>	144.80	235.11	224.80	9.00
31 December 2020	84.69	67.03	57.50	139.80	206.83	197.30	11.00
31 December 2019	71.89	68.78	63.75	124.80	193.58	188.55	10.00

<sup>1</sup> Definitions of key terms and alternative performance measures shown above and throughout this report are shown in the Glossary of terms on pages 86 and 87.

<sup>2</sup> Source: Panmure Gordon & Co (mid-market price). The discount on the Company’s shares at 31 December 2023 was 4.6% as the share price was based on the NAV per share at 30 September 2023 of 57.65 pence (adjusted for a 4.50 pence dividend paid on 8 November 2023).

<sup>3</sup> The share price at 31 December 2021 has been adjusted for a 4.00 pence dividend paid after the year-end on 7 January 2022 which was ex-dividend at 31 December 2021.

Detailed performance data for all fundraising rounds and for former Matrix Income & Growth 3 VCT Shareholders are shown in a table on pages 82 and 83 of this Annual Report. The tables, which give cumulative total return per share information for each allotment date on both a NAV and share price basis, are also available on the Company’s website at [www.migvct.co.uk](http://www.migvct.co.uk) where they can be downloaded by clicking on “table” under “Reviewing the performance of your investment”.

### YOUR PRIVACY

We are committed to protecting and respecting your privacy. To understand how we collect, use and otherwise process personal data relating to you, or that you provide to us, please read our privacy notice, which can be found at [www.migvct.co.uk](http://www.migvct.co.uk).

I am pleased to present the annual results for Mobeus Income & Growth VCT plc for the year ended 31 December 2023.

## Overview

The UK economic environment has been challenging for the Company and its portfolio companies during this financial year. High rates of inflation and resulting raised interest rates have both impacted consumer and business confidence, causing a general softening of trading performance. Worldwide, central banks have been assessing the impact of their raised rates and there are tentative signs that this may allow reductions in rates as the year progresses. Compared to last year's material de-rating of growth stock multiples, over the course of the current year these appear to have stabilised. Despite the uncertain economic environment, a number of the portfolio's companies have nevertheless experienced good growth in the year. Building on a positive NAV performance in the first six months of the year, further strong performance by a number of companies combined with a degree of resilience within the remainder of the portfolio meant that the Company's NAV total return increased by 6.1% (2022: fall of 15.8%).

The Company has been an active investor and provided funding to eight new companies during the year: Connect Earth, Cognassist, Dayrize, Mable Therapy, Branchspace, Ozone API, Azarc and CitySwift. Follow-on investment activity also continued with further investments made during the year into Legatics, Orri, RotaGeek and FocalPoint. It also delivered a highly successful exit from Tharstern Group in March 2023.

Overall, the portfolio remains diversified and well-funded, however there is a degree of concentration in that the top ten assets now represent c.75% of portfolio value. As is the nature of growth assets, the risk of company failures is ever present. However, the upside for successful investments can be significant which is resulting in value concentration amongst these larger and more stable assets. The Company has strong liquidity to support the Investment Adviser's team who are actively seeking new deals and further investment opportunities within the existing portfolio.

The Board and Investment Adviser were pleased with the Chancellor's confirmation in the Autumn Budget, held on 22 November 2023, of the intention to extend the sunset clause to 6 April 2035 meaning that future investors will still benefit from the tax reliefs available to VCTs, subject to EU approval.

## Performance

The Company's NAV total return per share increased by 6.1% (2022: a fall of 15.8%) after adding back a total of 9.50 pence per share in dividends paid during the year. The increase was principally the result of positive valuation movements across three of the five largest investments by value, particularly Preservica, together with higher interest income generated on cash held awaiting investment. In addition, the successful portfolio exit of Tharstern Group generated a positive net realised gain for the Company.

At the year-end, the Company was ranked 16th out of 37 Generalist VCTs over three years, 3rd out of 36 Generalist VCTs over five years and 1st out of 30 over ten years in the Association of Investment Companies' ("AIC") analysis of NAV Total Return (assuming dividends are reinvested). Shareholders should note that, due to the lag in the disclosed performance figures available each quarter, the AIC ranking figures do not fully reflect the final NAV uplift to 31 December 2023, or those of our peers.

## Dividends

The Board seeks to meet the Company's annual dividend target of at least 4.00 pence per share and provide an attractive tax-free income stream to Shareholders. The Board was therefore pleased to be able to declare two interim dividends of 5.00 and 4.50 pence per share, totalling 9.50 pence per share in respect of the year ended 31 December 2023 to reflect gains and income generated as well as ensuring compliance with the VCT regulations. This was more than double the Company's annual target of 4.00 pence per share which has been achieved, and often exceeded, in each of the last fourteen financial years.

The first interim dividend was paid on 26 May 2023, to Shareholders on the Register on 21 April 2023 and the second interim dividend was paid on 8 November 2023 to those Shareholders on the Register on 29 September 2023. These dividend payments have brought cumulative dividends paid per share since inception to 166.30 pence.

It should continue to be noted that the majority of the portfolio now consists of younger growth capital investments. By their nature this results in greater risk than the historic Management Buy-Out portfolio and can result in increased volatility in the returns Shareholders receive in any given year. Shareholders should also note that there may continue to be circumstances where the Company is required to pay dividends in order to maintain its regulatory status as a VCT, for example, to stay above the minimum percentage of assets required to be held in qualifying investments. Such dividends paid in excess of net income and capital gains achieved will cause the Company's NAV per share to reduce by a corresponding amount.

On 20 June 2023, the Board obtained Court approval to cancel the Company's share premium reserve and capital redemption reserve. Subject to HMRC's Return of Capital rules, this will enable additional distributable reserves to be available for dividends and will help the Company to meet its dividend target in future years.

## Investment Portfolio

The portfolio movements across the year were as follows:

	2023 £m	2022 £m
Opening portfolio value	54.69	79.81
New and further investments	5.72	4.71
Disposal proceeds	(2.70)	(11.27)
<i>Net realised gains</i>	<i>0.40</i>	<i>0.96</i>
<i>Valuation movements: unrealised</i>	<i>6.03</i>	<i>(19.52)</i>
Net investment portfolio gains/(losses)	6.43	(18.56)
<b>Portfolio value at 31 December</b>	<b>64.14</b>	<b>54.69</b>

During the year, the Company invested a total of £5.72 million into eight new and four existing portfolio companies (2022: £4.71 million; four new, eight existing). New investments totalling £4.79 million (2022: £2.44 million) were made into:

- Connect Earth £0.30 million**  
Environmental data provider
- Cognassist £0.59 million**  
Education and neuro-inclusion solutions business
- Dayrize £0.55 million**  
Provider of a rapid sustainability impact assessment tool

- Mable Therapy £0.49 million**  
Therapy & counselling for children and young adults
- Branchspace £0.48 million**  
Digital retailing consultancy and software provider to the aviation and travel industry
- Ozone API £1.28 million**  
Open banking software developer
- Azarc £0.45 million**  
Cross-border customs automation software provider
- CitySwift £0.65 million**  
Passenger transport data and scheduling software provider

Additional funding totalling £0.93 million (2022: £2.27 million) was provided into four existing portfolio companies during the year:

- Legatics £0.41 million**  
SaaS LegalTech software provider
- Orri £0.15 million**  
Intensive day care provider for adults with eating disorders
- RotaGeek £0.22 million**  
Provider of cloud-based enterprise software
- FocalPoint £0.15 million**  
GPS enhancement software provider

Notwithstanding the current challenging environment, the majority of investee companies have shown positive revenue growth over the year (e.g. Preservica, MPB, Active Navigation and Veritek Global). Alongside the improvements in market multiples used as the basis of the Company's valuations, this has driven the portfolio value increase compared to last year. Against this, three investments experienced significant falls: MyTutor, Bleach and AIM quoted Virgin Wines. Despite these falls, the overall value of the portfolio increased by £6.43 million, or 11.8%, on a like for like basis (adjusting for new investments and disposals in the year) compared to the opening value of the portfolio at 1 January 2023 of £54.69 million (2022: fall of £18.56 million, or 23.2%).

At the year-end, the portfolio was valued at £64.14 million (31 December 2023: £54.69 million).

The portfolio's value is now substantially comprised of growth capital investments. Over 59% of the portfolio is concentrated in the Company's largest five assets by value, with Preservica accounting for c.31%. The Investment Adviser closely monitors these higher value assets as part of its risk mitigation measures. The VCT's portfolio valuation methodology has continued to be applied consistently and in line with IPEV guidelines. During the year, this was triangulated with independent valuations, which were commissioned for Preservica and Buster & Punch. The intention is that the valuation of the larger investee companies will be externally benchmarked over the course of the next year.

The Company received £2.70 million in proceeds from the realisation of Tharstern Group, generating a realised gain of £0.62 million. Over the life of this investment, the Company has received total proceeds of £3.79 million which equates to a multiple on cost of 2.6x and an IRR of 15.0%. Against this, realised losses were recognised totalling £0.22 million arising from permanent write downs of two investee companies, SEC Group Limited (formerly RDL Corporation Limited), (resulting from a restructuring) and Spanish Restaurant Group (trading as Tapas Revolution), which unfortunately entered administration during the year.

Following the year-end, a further follow-on investment of £0.55 million was made into MyTutor and a further follow-on investment of £0.08 million was made after the year-end in March 2024 into SciLeads, based in Belfast, of £0.71 million. Also following the year-end, in February 2024, the sale of Master Removers Group was completed securing a 3.3x return against cost over the life of the investment which could increase to 3.4x if further potential proceeds are received.

I reported in the Half-Year Report on HMRC's recent stricter interpretation of the Financial Health Test. Additional guidance has since been published on this matter which outlines that each potential new VCT investment will be assessed independently based on the specific financial circumstances of the investee company. Although it will take time to see these assessments in action, this updated guidance and expected increased flexibility is a welcome development. The Board, AIC and Venture Capital Trust Association will continue to monitor this.

## Revenue account

The results for the year are set out in the Income Statement on page 53 and show a revenue return (after tax) of 0.73 pence per share (2022: 1.03 pence per share). The revenue return for the year of £1.22 million has fallen slightly from last year's figure of £1.42 million. This fall in revenue return is due to a higher revenue tax charge incurred in the year resulting from a higher proportion of taxable income received on the Company's cash and liquidity OEIC balances.

## Liquidity & Fundraising

Cash and liquidity fund balances as at 31 December 2023 amounted to £31.99 million representing 33.3% of net assets. The majority of cash resources are held in liquidity funds with AAA credit ratings, the returns on which have benefitted from the increases in interest rates over the past year which will help support future returns to Shareholders. The Board continues to monitor credit risk in respect of all its cash and near cash resources and still prioritises the security and protection of the Company's capital.

Following the success of the two fundraises launched in 2022, the Company has sufficient levels of liquidity to continue to take advantage of new investment opportunities and fund further expansion of the businesses in its investment portfolio, helping to further diversify the portfolio and create opportunities for future growth. The current level of funds also allows the Company to deliver attractive returns for its Shareholders by way of the payment of dividends over the medium term and buy back its shares from those Shareholders who may wish to sell. The Board therefore agreed not to fundraise in the 2023/24 tax year.

## Share buybacks

During the year, the Company bought back and cancelled 4,413,159 of its own shares (2022: 1,663,597), representing 2.8% of the shares in issue at the beginning of the year (2022: 1.3%), at a total cost of £2.55 million, inclusive of expenses (2022: £1.07 million). It is the Company's policy to cancel all shares bought back in this way. The Board regularly reviews its buyback policy and seeks to maintain the discount at which the Company's shares trade at no more than 5% below the latest published NAV.

## Shareholder Communications & Annual General Meeting

May I remind you that the Company has its own website: [www.migvct.co.uk](http://www.migvct.co.uk).

The Investment Adviser held another shareholder event on 1 March 2024, showcasing some exciting portfolio company growth journeys as well as a presentation by the Investment Adviser and representatives of the four Mobeus VCTs, a recording of which is available on the Company's website or by registering for access here: <https://mvcts.connectid.cloud/>.

The Board is pleased to be able to hold the next Annual General Meeting ("AGM") of the Company in person at 1.00 pm on Monday, 20 May 2024 on the 2nd Floor, Central Point, 35 Beech Street, London EC2Y 8AD, which is a three minute walk from Barbican Tube Station on the Circle, Metropolitan and Hammersmith & City tube lines. The Board is aware that a number of Shareholders hold shares in the Company and another Mobeus VCT, Mobeus Income & Growth 4 VCT plc (MIG4), which shares a 31 December year end. Many shareholders will also own The Income & Growth VCT plc and Mobeus Income and Growth 2 VCT plc shares but they are not included because they do not share the same year end. As successfully initiated last year, a joint presentation by the Investment Adviser to the Company's and Mobeus Income & Growth 4 VCT plc Shareholders will take place at 1.30 pm and a light lunch will be available. The MIG4 AGM will be held following the presentation at 2.30 pm.

A webcast will also be available at the same time for those Shareholders who cannot attend in person. However, please note that you will not be able to vote via this method and you are encouraged to return your proxy form before the deadline of 16 May 2024.

Information setting out how to join the meeting by virtual means will be shown on the Company's website a few days before the AGM. For further details, please see the Notice of the Meeting which can be found at the end of this Annual Report & Financial Statements, on pages 79 to 81.

## Mobeus VCTs Merger Discussions

As per the announcement on 28 February 2024, the Company entered into discussions to merge the four Mobeus VCTs into two VCTs (Mergers) to achieve, amongst other things, cost savings, administrative efficiency and simplicity.

If the Mergers do proceed, the current intention is that the Company would merge with Mobeus Income & Growth 2 VCT plc ("MIG2") under a scheme of reconstruction (s110 of the Insolvency Act 1986) with the assets and liabilities of MIG2 being transferred to the Company in consideration for shares being issued to the MIG2 Shareholders on a relative net asset basis. It is also proposed that The Income & Growth VCT plc and Mobeus Income & Growth 4 VCT plc should merge. Please note that a merger solely on this basis would be outside the provisions of The City Code on Takeovers and Mergers. If the Boards agree, Shareholder approval of a merger would be sought from Shareholders in both companies at a General Meeting of each company.

## Board Composition & Succession

The Board comprised three directors throughout the year. After considering and reviewing its composition, the Board agreed that the directors have the breadth and depth of relevant knowledge and experience plus the appropriate skill sets. The Board consists of one male and two female directors.

Bridget Guerin has advised of her wish to retire as a director of the Company immediately following the proposed merger of the Company or during the course of the year if a merger does not take place. Bridget has provided an invaluable contribution to the Board whilst a director of the Company, for which we are very grateful.

## Change of Registrar

On 4 December 2023, the Company, along with the three other Mobeus VCTs, changed its Registrar to City Partnership (UK) Limited ("City") bringing all four VCTs under one Registrar for the first time. The Board believes the move has brought additional benefits to Shareholders including the ability to access multiple Mobeus and Baronsmead VCT shareholdings in one place using City's online portal, The Hub.

Shareholders are encouraged to register their email address with City via <https://gresham-house-vcts.cityhub.uk.com/login> or by calling them to reduce the printing/posting costs of the Company. Further details can be found in the Corporate Information section on page 88.

## Co-investment Scheme

The Board is keen to ensure that the Investment Adviser retains a motivated

and incentivised investment team which can generate attractive future returns for the Company.

To improve the alignment of interests with Shareholders, on 26 July 2023, the Boards of the four Mobeus VCTs released a joint announcement detailing the adoption of a Co-investment incentive scheme ("the Scheme") under which members of the Investment Adviser's VCT investment and administration team will invest their own money into a proportion of the ordinary shares of each investment made by the Mobeus VCTs (the co-investment under the Scheme will represent 8% of the four VCTs' overall ordinary share investment in an investee company).

The Scheme applies to investments made on or after 26 July 2023, such co-investment to be at the same time and on substantially the same terms as the investment by the Mobeus VCTs. The Board will keep the Scheme arrangements under regular review.

## Acquisition of Investment Adviser, Gresham House

Further to the announcement on 17 July 2023 on the acquisition of the Investment Adviser by Searchlight Capital Partners L.P., the acquisition has now completed, and Gresham House plc delisted from the London Stock Exchange on 20 December 2023, to become a privately owned company. The acquisition is expected to have minimal impact on the Company and business is continuing as usual.

For further information please visit the website link: <https://greshamhouse.com/about/>

## Consumer Duty

The Financial Conduct Authority's (FCA) new Consumer Duty regulation came into effect on 31 July 2023. Consumer Duty is an advance on the previous concept of 'treating customers fairly', which sets higher and clearer standards of consumer protection across financial services and requires all firms to put their customers' needs first.

As previously notified, the Company is not regulated by the FCA and does not therefore directly fall into the scope of Consumer Duty. However, Gresham House, as the Investment Adviser, and any IFAs or financial platforms used to distribute future fundraising offers are subject to Consumer Duty.

The Board will ensure that the principles behind Consumer Duty are upheld and worked with the Investment Adviser on

the information now available to assist consumers and their advisers to discharge their obligations under Consumer Duty.

## Environmental, Social and Governance ("ESG")

The Board and the Investment Adviser believe that the consideration of environmental, social and corporate governance ("ESG") factors throughout the investment cycle will contribute towards enhanced Shareholder value.

Gresham House has a dedicated sustainable investment team which conducts an annual survey of our unquoted portfolio companies to understand how they are responding to relevant ESG risks and opportunities. The results of the November 2023 survey of investee companies highlighted that the portfolio companies who participated were taking more action on implementing a range of sustainability initiatives within their businesses. Each portfolio company in the survey identified areas for improvement over the next 12 months which are being monitored by the Investment Adviser and their progress tracked throughout 2024.

The future FCA reporting requirements consistent with the Task Force on Climate-related Financial Disclosures, which commenced on 1 January 2021,

do not currently apply to the Company but will be kept under review, the Board being mindful of any recommended changes.

## Fraud Warning

Shareholders continue to be contacted in connection with sophisticated but fraudulent financial scams which purport to come from or to be authorised by the Company. This is often by a phone call or an email usually originating from outside of the UK, claiming or appearing to be from a corporate finance firm offering to buy your shares at an inflated price.

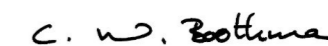
The Board strongly recommends Shareholders take time to read the Company's Fraud warning section, including details of who to contact, contained within the Information for Shareholders section on pages 77 to 78.

## Outlook

The uncertain geopolitical and economic context for the next year is likely to be challenging for the Company and its portfolio. However, with inflation and rate rises now moderating, the coming year should also provide opportunities for the Company to make high quality investments and build strategic stakes in businesses with great potential for the future.

Notwithstanding the recent exit of Master Removers Group, the exit environment will most likely continue to be subdued in comparison to recent years. However, the company continues to make returns through income and unrealised gains. The Company has a large and diverse portfolio, advised by a professional and capable investment team, and the portfolio is well funded. The Company is therefore well placed to face the uncertainties of the year ahead and to capitalise on the opportunities that arise.

I would like to take this opportunity once again to thank all Shareholders for their continued support.



**Clive Boothman**  
Chair

12 April 2024

## Investment Adviser's Review

### Portfolio Review

The difficult UK and worldwide economic conditions are creating challenging circumstances for our growth companies although some stability is now being seen in market multiples compared to the previous year. Inflation is proving more stubborn than hoped and has since ticked up again since the year-end in the US, UK and eurozone fuelled by wage settlements, oil prices and supply chain issues stemming from geo-political tensions in the Gulf. Such macro-economic conditions have not been faced by management teams in a generation, however Gresham House's experienced Non-Executive Directors and consultants continue to support the portfolio's companies during these turbulent times.

Strong cash management and capital efficiency is the key focus for our portfolio directors' management teams. With ample liquidity following the fundraises in 2022/23, the Company is very well placed to support portfolio companies with follow-on funding where it is appropriate and can be structured on attractive terms. Strong liquidity also

benefits the new investment environment for the Company which, in our view, is strong as we are seeing several interesting investment propositions, albeit mainly in competition with other VCTs who face similar deployment challenges in a market which is generally accepted to be c. 35% down as regards new investment opportunities.

Trading conditions for the portfolio remain tough across most sectors as both companies and consumers continue to restrain their spending. Certain sectors remain under particular pressure, be it end product or as part of the supply chain. In terms of portfolio assets, this is seen mainly in areas such as products (e.g. Wetsuit Outlet, Buster & Punch) and software and services (e.g. Bidnamic, Proximity) in so far as they relate to the consumer sector. The direct impact of high interest rates on the Company's portfolio is appropriately limited because most portfolio companies do not have any significant third-party debt. The outlook is therefore mixed, with the emphasis on robust funding structures and preparation for all circumstances.

The current environment poses particular challenges for the smallest companies who are attempting to prove nascent business models. Against this backdrop, most of the recent cohort of earlier stage investments are behind original investment case but continue to make slow but steady progress. They are steadily building out their pipelines and capability as they balance investment with the rate of commercial development. After several quarters of slippage, it is pleasing to see several of this group starting to secure cornerstone contracts. At this stage of their development Gresham House is still hopeful that the majority will deliver the relevant commercial proof points, albeit it will take longer and probably require additional capital earlier than had originally been envisioned. In our view, this is not necessarily a bad thing in terms of deployment and amassing more significant stakes on potentially more advantageous terms. Though there may be some pain points to work through, with this should come enhanced influence and control.

The portfolio movements in the year are summarised as follows:

	2023 £m	2022 £m
Opening portfolio value	54.69	79.81
New and follow-on investments	5.72	4.71
Disposal proceeds	(2.70)	(11.27)
Net investment portfolio movement in the year	6.43	(18.56)
<b>Portfolio value at 31 December</b>	<b>64.14</b>	<b>54.69</b>

Despite concerns about the wider trading environment, the portfolio's largest investments have experienced some strong revenue growth, which has underpinned a positive return over the second half of the Company's financial year. Preservica continues to see strong trading and is outperforming its budget, giving a material uplift in its valuation. MPB Group continues to grow its revenue line and there are potentially material developments expected at Active Navigation. Veritek Global, an historic MBO investment, has started to see material traction having pivoted its business model in recent years.

During the year, the Tharstern exit gave a return of 2.6x and an IRR of 15.0%.

The successful exit of Master Removers Group after the year-end will also provide up to a 3.4x multiple of cost and

an IRR of over 26% over the life of the investment. Unless there is a change in market dynamics, it is likely that portfolio companies will be held for longer periods although looking forward, there are a number of assets starting to plan for exit in 2024/25. Gresham House believes that these are realistic prospects which could deliver significant realised value to the Company.

By contrast however, there were also some larger portfolio value falls such as MyTutor, Bleach, and Wetsuit Outlet which continue to experience challenging trading conditions. The portfolio companies are now more focussed on establishing a path to profitability. AIM quoted Virgin Wines continues to be at the behest of market movements despite releasing results in line with expectations.

Disappointingly, after experiencing very difficult trading conditions, Tapas Revolution entered administration during the year with no expected recovery for the Company.

The Company made eight new growth capital investments during the year totalling £4.79 million and four follow-on investments totalling £0.93 million. Further details of these investments are on the next pages. After the year end, further follow-on investments were made into MyTutor and Orri and a new investment was made into SciLeads.


The investment and divestment activity during the year has further increased the proportion of the portfolio comprised of investments made since the 2015 VCT rule change to 86% by value at the year-end (31 December 2023: 80.3%).

The portfolio's valuation changes in the year are summarised as follows:


Investment Portfolio Capital Movement	2023 £m	2022 £m
Increase in the value of unrealised investments	11.40	0.98
Decrease in the value of unrealised investments	(5.37)	(20.50)
<b>Net increase/(decrease) in the value of unrealised investments</b>	<b>6.03</b>	<b>(19.52)</b>
Realised gains	0.62	1.57
Realised losses	(0.22)	(0.61)
<b>Net realised gains in the year</b>	<b>0.40</b>	<b>0.96</b>
<b>Net investment portfolio movement in the year</b>	<b>6.43</b>	<b>(18.56)</b>

### New Investments during the year

The Company made eight new investments totalling £4.79 million during the year, as detailed below:

	Company	Business	Date of investment	Amount of new investment (£m)
	Connect Earth	Environmental data provider	March 2023	0.31


Founded in 2021, Connect Earth (<https://connect.earth/>) is a London-based environmental data company that seeks to facilitate easy access to sustainability data. With its carbon tracking API technology, Connect Earth supports financial institutions in offering their customers transparent insights into the climate impact of their daily spending and investment decisions. Connect Earth's defensible and scalable product platform suite has the potential to be a future market winner in the nascent but rapidly growing carbon emission data market, for example, by enabling banks to provide end retail and business customers with carbon footprint insights of their spending. This funding round is designed to facilitate the delivery of the technology and product roadmap to broaden the commercial reach of a proven product development as well as international growth.

	Cognassist	Education and neuro-inclusion solutions	March 2023	0.59
---	------------	---	------------	------

Cognassist (<https://cognassist.com/>) is an education and neuro-inclusion solutions company that provides a Software-as-a-Service (SaaS) platform focused on identifying and supporting individuals with hidden learning needs. The business is underpinned by extensive scientific research and an extensive cognitive dataset. Cognassist has scaled its underlying business within the education market. This investment will empower Cognassist to continue its growth within education and penetrate the enterprise market, where demand for neuro-inclusive employee support solutions is rapidly emerging.

	Dayrize	A provider of a rapid sustainability impact assessment tool	May 2023	0.55
---	---------	---	----------	------


Founded in 2020, Amsterdam-based Dayrize (<https://dayrize.io/>) has developed a rapid sustainability impact assessment tool that delivers product-level insights for consumer goods brands and retailers, enabling them to be leaders in sustainability. Its proprietary software platform and methodology bring together an array of data sources to provide a single holistic product-level sustainability score that is comparable across product categories in under two seconds. This funding round is to drive product development and develop its market strategy to build on an opportunity to emerge as a market leader in the industry.

	Company	Business	Date of investment	Amount of new investment (£m)
	Mable Therapy	Digital health platform for speech therapy and counselling for children and young adults	July 2023	0.49


Based in Leeds, Mable (<https://www.mabletherapy.com/>) is the UK's leading digital health platform for speech therapy and counselling for children and young adults. All sessions are undertaken live with qualified paediatric therapists, and Mable uses gamification (games, activities and other interactive resources) to provide improved therapeutic outcomes in a child-friendly environment. This is a significant and growing area of need, with 1.4 million children in the UK with long-term speech, language, or communication needs. Mable has the potential to transform the lives of children in their crucial early stages of development. The funding will be used to accelerate growth in existing B2C and B2B customer groups as well as capitalising on new, potentially significant, routes to market.

	Branchspace	Digital retail software provider to aviation and travel industry	August 2023	0.48
---	-------------	--	-------------	------


Branchspace (<https://www.branchspace.com/>) is a well-established specialist digital retailing consultancy and software provider to the aviation and travel industry. Branchspace's offering helps customers to transform their technology architecture to unlock best-in-class digital retailing capabilities, driving distribution efficiencies and an improved customer experience. Across two complementary service offerings, Branchspace can effectively cover the entire airline tech stack and has carved a defensible position as sector experts, serving clients including IAG, Lufthansa and Etihad. This funding round will seek to accelerate product development, increasing the customer reach of their SaaS offering to establish itself as the leading choice for airline digital retailing solutions.

	Ozone Financial Technology Limited	Open banking software developer	December 2023	1.28
--	------------------------------------	---------------------------------	---------------	------

Ozone API ([https://ozoneapi.com](https://ozoneapi.com/)) is a software developer providing banks and financial institutions with a low cost, out-of-the-box solution enabling them to deliver open APIs which comply with open banking and finance standards globally. The software goes beyond compliance and enables customers to monetise open banking and finance opportunities which are growing significantly following regulatory & market development. This funding is the first equity investment into Ozone and enables the team to invest into their product and go-to-market teams as they look to capitalise on the large and fast-growing global market.

	Azarc	Cross-border customs automation software provider	December 2023	0.45
---	-------	---	---------------	------


Azarc.io (<https://azarc.io>) specialises in business process automation using distributed ledger technology. Its Verathread® product has been applied to automating cross-border customs clearances, albeit it has wider supply chain applications. Founded in 2021, Azarc successfully secured British Telecom as a customer and a long-term strategic partner in the UK and aims to improve efficiencies over traditional paper-based customs clearances for import and export trade. This investment will support the company's growth trajectory with BT and expedite its expansion into international import/export hubs through new partnerships.

	CitySwift	Passenger transport data and scheduling software provider	December 2023	0.65
---	-----------	---	---------------	------

Huddl Mobility Limited (trading as CitySwift) ([https://cityswift.com](https://cityswift.com/)) is a software business that works with bus operators and local authorities to aggregate, cleanse and access insight from complex data sources from across their networks, enabling them to optimise schedules and unlock revenue generating or cost reduction opportunities. This investment will be used to accelerate new customer acquisition and unlock significant opportunities within the existing customer base - CitySwift already works with major bus operators and local transport authorities including National Express, Stagecoach and Transport for Wales.

### Further investments during the year

A total of £0.93 million was invested into four existing portfolio companies during the year, as detailed below:

	Company	Business	Date of investment	Amount of further investment (£m)
	Legatics	SaaS LegalTech software	July 2023	0.41


Legatics (<https://www.legatics.com/>) transforms legal transactions by enabling deal teams to collaborate and close deals in an interactive online environment. Designed by lawyers to improve legacy working methods and solve practical transactional issues, the legal transaction management platform increases collaboration, efficiency and transparency. As a result, Legatics has been used by around 1,500 companies, and has been procured by more than half of the top global banking and finance law firms, with collaborations having been hosted in over 60 countries. This funding round will provide headroom to further accelerate growth in sales via marketing as well as increasing product development.

	Orri	Specialists in eating disorder support	August 2023	0.15
---	------	--	-------------	------

Orri Limited (<https://www.orri-uk.com/>) is an intensive daycare provider for adults with eating disorders. Orri provides an alternative to expensive residential in-patient treatment and lighter-touch outpatient services by providing highly structured day and half day sessions either online or in-person, together with outpatient services. Orri currently operates two sites in central London.

	RotaGeek	Provider of cloud-based enterprise software	November 2023	0.22
---	----------	---	---------------	------

RotaGeek (<https://www.rotageek.com/>) is a provider of cloud-based enterprise software to help larger retail, leisure and healthcare organisations to schedule staff effectively. RotaGeek has proven its ability to solve the scheduling issue for large retail clients, competing due to the strength of its technologically advanced proposition. Since investment it has also diversified and started to prove its applicability in other verticals such as healthcare and hospitality. This investment will help the company focus on operational delivery and continue sales and client contract win momentum.

	Focal Point Positioning	GPS enhancement software provider	December 2023	0.15
---	-------------------------	-----------------------------------	---------------	------

Focal Point Positioning Limited (<https://focalpointpositioning.com/>) is a deeptech business with a growing IP and software portfolio. Its proprietary technology applies advanced physics and machine learning to dramatically improve the satellite-based location sensitivity, accuracy, and security of devices such as smartphones, wearables, and vehicles and reduce costs. The further investment was agreed at the time of the original funding in September 2022.

### Valuation changes of portfolio investments still held

The total valuation increases were: £11.40 million, with the main increases being:

<b>Preservica:</b>	<b>£4.99 million</b>
<b>MPB Group:</b>	<b>£2.18 million</b>
<b>Active Navigation:</b>	<b>£0.78 million</b>
<b>Veritek Global:</b>	<b>£0.76 million</b>

Preservica continues to perform well and is improving recurring revenues. MPB's revenue growth continues alongside demand for its platform. Active Navigation is gaining traction for its incident response offering. Veritek has pivoted its business model and is now generating material growth in its revenues.

The main reductions within total valuation decreases of £5.37 million were:

<b>MyTutor:</b>	<b>£(1.60) million</b>
<b>Virgin Wines:</b>	<b>£(1.05) million</b>
<b>Bleach London:</b>	<b>£(1.04) million</b>
<b>Wetsuit Outlet:</b>	<b>£(0.56) million</b>

MyTutor has been impacted by declining sector multiples combined with slower than anticipated growth over the year. Virgin Wines has been impacted by a disappointing market reaction to as expected trading results. Bleach is trading behind budget, but has recently received third party funding to support its cash position. Wetsuit Outlet is being materially impacted by the decline in consumer spending.

The Company's investment values have been partially insulated from market movements and lower revenue growth by the preferred investment structures utilised in the financing of many of the portfolio companies. This acts to moderate valuation swings and the net result can be more modest falls when portfolio values decline.

Growth capital investing involves companies which often have not achieved profitability and as a result, have to be measured on other metrics.

The table below shows the proportion of the portfolio that is represented by pre-profit companies (often valued by reference to revenue multiple), compared with more mature, established companies with a history of profitability and which are therefore valued on an earnings multiple:

Valuation methodology	2023 £m	2023 % of total investments	2022 £m	2022 % of total investments
Revenue multiple	44.57	69.5%	38.60	70.6%
Earnings multiple	9.33	14.5%	10.90	19.9%
Recent investment price <sup>1</sup>	4.88	7.6%	0.60	1.1%
Bid price	2.24	3.5%	3.32	6.1%
Cost less impairment	1.02	1.6%	0.00	0.0%
Other	2.10	3.3%	1.27	2.3%
<b>Total</b>	<b>64.14</b>	<b>100.0%</b>	<b>54.69</b>	<b>100.0%</b>


<sup>1</sup> Subsequently calculated as appropriate

#### Other gains/(losses) during the year

The Company realised a £0.62 million gain from the exit of Tharstern Group. Two companies were written down to nil as a result of poor trading. These were SEC Group Limited (formerly RDL Corporation Limited), resulting from a restructuring and Spanish Restaurant Group which entered administration during the year.

#### Realisations during the year

The Company completed one exit during the year, as detailed below:

	Company	Business	Period of investment	Total cash proceeds over the life of the investment/ Multiple over cost
	Tharstern	Software based management information systems	July 2014 to March 2023	£3.79 million 2.6x cost

The Company realised its investment in Tharstern Group for £2.70 million (realised gain in period: £0.62 million). Total proceeds received over the life of the investment were £3.79 million compared to an original cost of £1.46 million, representing a multiple on cost of 2.6x and an IRR of 15.0%.

#### Portfolio income and yield


In the year under review, the Company received the following amounts in interest and dividend income:

Investment Portfolio Yield	2023 £m	2022 £m
Interest received in the year	0.54	0.91
Dividends received in the year	0.09	1.24
OEIC and bank interest received in the year	2.03	0.44
<b>Total income in the year</b>	<b>2.66</b>	<b>2.59</b>
<b>Net Asset Value at 31 December</b>	<b>95.99</b>	<b>100.32</b>
<b>Income Yield (Income as a % of Net asset value at 31 December)</b>	<b>2.8%</b>	<b>2.6%</b>

#### Investments after the year-end

The Company made one new and two further investments totalling £1.33 million after the year-end, as detailed below:

##### New:


	Company	Business	Date of investment	Amount of new investment (£m)
	SciLeads	Digital platform within life science verticals	March 2024	0.71

SciLeads (<https://scileads.com>). Based in Belfast, SciLeads is a data and lead generation platform operating within life science verticals, allowing customers to identify, track and convert potential leads. SciLeads has grown ARR to £4.4 million (+50% this year) and this investment will be used to accelerate new customer acquisition and professionalise the product and customer success functions to cross-sell opportunities within the existing customer base.

##### Existing:

	Company	Business	Date of investment	Amount of further investment (£m)
	Orri	Specialists in eating disorder support	March 2024	0.08

Orri Limited (<https://www.orri-uk.com/>) is an intensive daycare provider for adults with eating disorders. Orri provides an alternative to expensive residential in-patient treatment and lighter-touch outpatient services by providing highly structured day and half day sessions either online or in-person, together with outpatient services. Orri currently operates two sites in central London.

	Company	Business	Date of investment	Amount of further investment (£m)
	MyTutor	Digital marketplace for online tutoring	January 2024	0.55

MyTutorweb (trading as MyTutor) (<https://www.mytutor.co.uk/>) is a digital marketplace that connects school age pupils who are seeking private online tutoring with university students. The business is satisfying a growing demand from both schools and parents to improve pupils' exam results. This further investment, alongside other existing shareholders and Australian strategic co-investor, SEEK, aims to build and reinforce its position as a UK category leader in the online education market. This additional funding will give the business extra headroom to support its more focused product and growth strategy.

#### Realisation after the year-end

	Company	Business	Period of investment	Total cash proceeds over the life of the investment/ Multiple over cost
	Master Removers Group	A specialist logistics, storage and removals business	December 2014 to February 2024	£6.62 million 3.3x cost

The Company sold its investment in Master Removers Group (2019) Limited ("MRG") to Elanders AB and alongside this, sold its shares in MRG's domestic removals business to management. The Company received £3.49 million from the sale. Further sale and contingent proceeds of up to £0.66 million are receivable at a later date under the terms of the transaction. Total proceeds received to date over the life of the investment are £6.62 million compared to an original investment cost of £2.03 million, representing a multiple on cost of 3.3x and an IRR of 26%. This may increase to 3.4x as further proceeds are received.

**Environmental, Social, Governance considerations**

The Board and the Investment Adviser believe that the consideration of environmental, social and corporate governance (“ESG”) factors throughout the investment cycle should contribute towards enhanced shareholder value.

The Investment Adviser has a dedicated team which is focused on sustainability as well as the Investment Adviser’s Sustainability Executive Committee who provide oversight and accountability for the Investment Adviser’s approach to sustainability across its operations and investment practices. This is viewed as an opportunity to enhance the Company’s existing protocols and procedures through the adoption of the highest industry standards. Each investment executive is responsible for setting and achieving their own individual ESG objectives in support of the wider overarching ESG goals of the Investment Adviser.

The Investment Adviser’s Private Equity division has its own Sustainable Investment Policy, in which it commits to:

- Ensure its team understands the imperative for effective ESG management and is equipped to carry this out through management support and training.

- Incorporate ESG into the monitoring processes of the unquoted portfolio companies.
- Engage with the dedicated sustainable investment team and conduct regular monitoring of ESG risks, sustainability initiatives and performance in its investments.

Further detail on ESG can be found in the Chair’s statement on page 4 and in the Director’s Report on page 35.

**Outlook**

As geo-political tensions persist into 2024, much of the world prepares for elections and the “higher for longer” mantra is again being applied to interest rates, the number of UK businesses experiencing financial stress is set to increase. This will impact all sectors and businesses to varying degrees and may present attractive opportunities for a selective investor with the advantage of being able to take a longer-term view, such as your Company. However, the economic backdrop will also impact our existing portfolio companies and would present a challenge to less experienced management teams and their advisers. Markets are volatile and uncertain and business planning is acutely difficult.

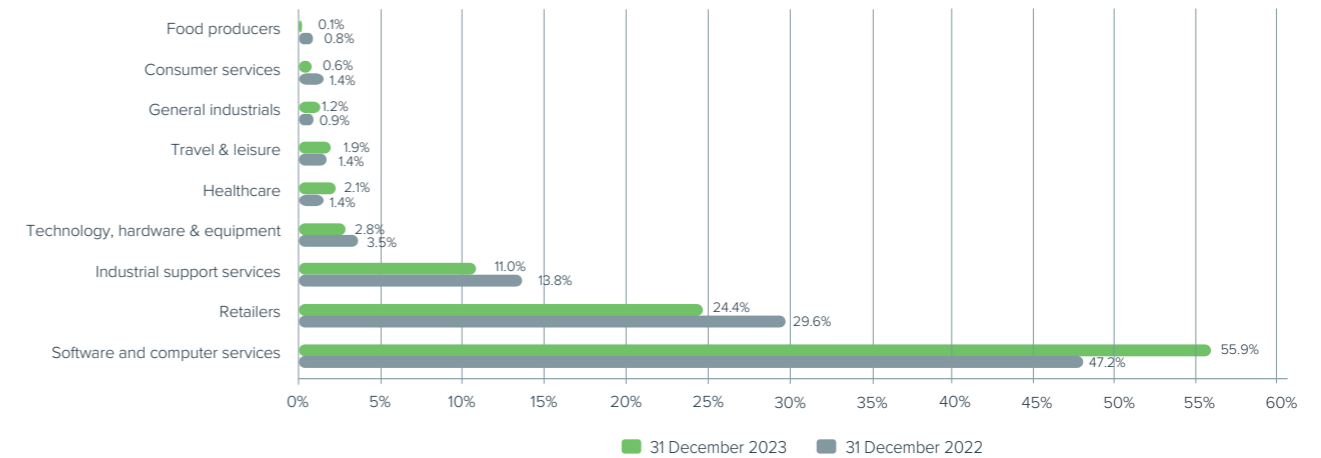
As such, the experience of seasoned investment managers will be increasingly important in the coming year as they seek to support their portfolio management teams in navigating through some particularly challenging short-term trading conditions. In this respect, Gresham House feels well placed in having one of the largest and most experienced portfolio teams in the industry with an average of over 18 years’ relevant industry experience. The Company has ample liquidity to provide further support to its portfolio businesses through this period and is keen to make such investments where there is a commercial case to do so over the medium to long-term.

**Gresham House Asset Management Limited**  
Investment Adviser

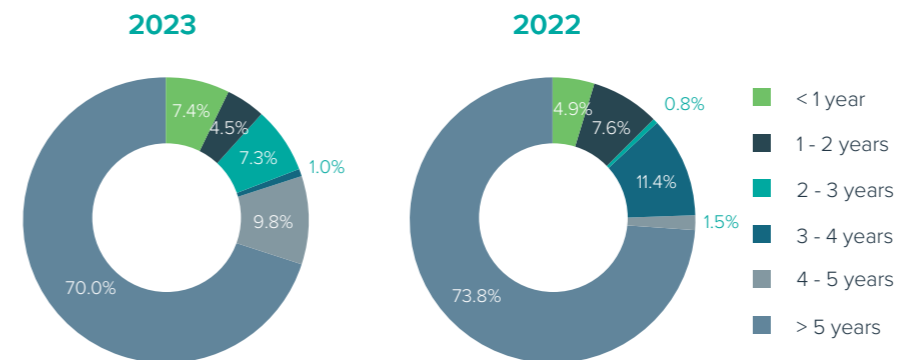
12 April 2024

**Investments by market sector**

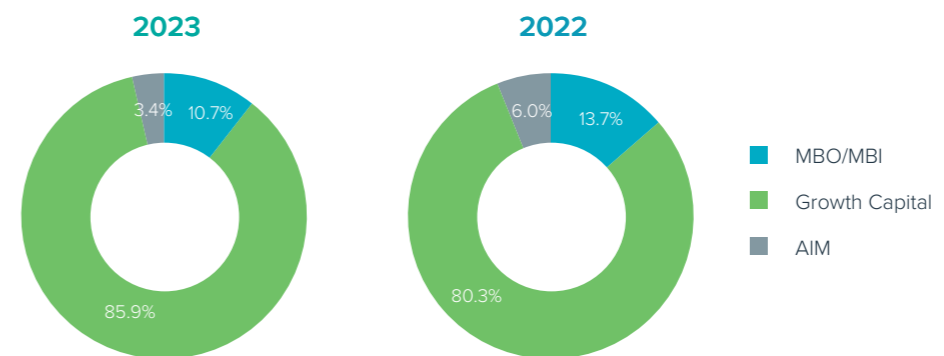
Investments by value remain spread across a number of FTSE sectors, primarily in software and computer services, retailers and industrial support services. Although the portfolio appears concentrated on three main sectors, the range of companies contained within these sectors is considered to be very diverse. The Investment Adviser continues to target further investments to complement these sectors.



**Age of the portfolio by value**



**Type of investment by value**



Investments made after the 2015 rule changes are all growth capital investments which are young businesses using the Company’s investment for growth and development purposes (as defined under VCT legislation).

Investments made before the 2015 rule change include all investments made under the Investment Adviser’s management buyout (“MBO”) strategy and management buy in (“MBI”) strategies. This typically includes MBO and MBI investments which are more mature, but also contains some growth capital investments.



## Principal investments in the portfolio at 31 December 2023 by valuation



### Preservica Limited

www.preservica.com

**Cost** £4,498,000

**Valuation** £19,789,000

Basis of valuation

Revenue multiple

Equity % held

17.3%

Income receivable in year

£110,581

Business

Seller of proprietary digital archiving software

Location

Abingdon, Oxfordshire

Original transaction

Growth capital

#### Audited financial information

Year ended	31 March 2023
Turnover	£11,542,000
Operating loss	£(4,343,000)
Loss before taxation	£(4,731,000)
Net liabilities	£(4,197,000)

Year ended	31 March 2022
Turnover	£8,501,000
Operating loss	£(2,061,000)
Loss before taxation	£(2,094,000)
Net liabilities	£(1,001,000)

#### Additions/disposals

None.



### MPB Group Limited

www.mpb.com

**Cost** £1,405,000

**Valuation** £8,766,000

Basis of valuation

Revenue multiple

Equity % held

3.9%

Income receivable in year

Nil

Business

Online marketplace for photographic and video equipment

Location

Brighton

Original transaction

Growth capital

#### Audited financial information

Year ended	31 March 2023
Turnover	£136,763,000
Operating loss	£(4,057,000)
Loss before taxation	£(8,987,000)
Net assets	£19,949,000

Year ended	31 March 2022
Turnover	£97,793,000
Operating loss	£(4,959,000)
Loss before taxation	£(7,703,000)
Net assets	£25,624,000

#### Additions/disposals

None.



### Master Removers Group 2019 Limited

www.masterremovers.co.uk

**Cost** £419,000

**Valuation** £4,066,000

Basis of valuation

Earnings multiple

Equity % held

7.7%

Income receivable in year

£91,406

Business

A specialist logistics, storage and removals business

Location

London

Original transaction

Growth capital

#### Audited financial information

Year ended	30 September 2022
Turnover	£41,617,000
Operating profit	£8,530,000
Profit before taxation	£3,903,000
Net assets	£17,688,000

Year ended	30 September 2021
Turnover	£38,530,000
Operating profit	£8,694,000
Profit before taxation	£4,163,000
Net assets	£16,378,000

#### Additions/disposals

None during the year. Full disposal in February 2024.



### Data Discovery Solutions Limited (trading as Active Navigation)

www.activenavigation.com

**Cost** £1,809,000

**Valuation** £2,850,000

Basis of valuation

Revenue multiple

Equity % held

9.1%

Income receivable in year

Nil

Business

Provider of a global market leading file analysis software for information governance, security and compliance

Location

Winchester

Original transaction

Growth capital

#### Audited financial information

Year ended	29 June 2023
Turnover	£12,051,000
Operating profit	£1,618,000
Profit before tax	£991,000
Net assets	£5,851,000

Year ended	29 June 2022
Turnover	£6,345,000
Operating loss	£(59,000)
Loss before tax	£(1,769,000)
Net assets	£4,305,000

#### Additions/disposals

None



### End Ordinary Group Limited (trading as Buster and Punch)

www.busterandpunch.com

**Cost** £1,885,000

**Valuation** £2,497,000

Basis of valuation

Earnings multiple

Equity % held

9.8%

Income receivable in year

Nil

Business

Industrial inspired lighting and interiors retailer

Location

Stamford, Lincolnshire

Original transaction

Growth capital

#### Audited financial information

Year ended	31 March 2023
Turnover	£23,832,000
Operating profit	£2,153,000
Profit before taxation	£1,468,000
Net assets	£12,984,000

Year ended	31 March 2022
Turnover	£21,678,000
Operating profit	£2,899,000
Profit before taxation	£2,474,000
Net assets	£11,684,000

#### Additions/disposals

None.



### Ark Consulting Limited (trading as Arkk Solutions)

www.arkksolutions.com

**Cost** £2,069,000

**Valuation** £2,476,000

Basis of valuation

Revenue multiple

Equity % held

8.7%

Income receivable in year

£47,707

Business

Provides financial automation platforms for businesses

Location

London

Original transaction

Growth capital

#### Audited financial information

Year ended	31 December 2022
Turnover	£6,360,000
Operating profit	£1,229,000
Loss before taxation	£(521,000)
Net liabilities	£(1,202,000)

Year ended	31 December 2021
Turnover	£5,431,000
Operating profit	£812,000
Loss before taxation	£(754,000)
Net liabilities	£(1,056,000)

#### Additions/disposals

None.

Financial information above and opposite is derived from publicly available Report and accounts. The valuation of each investee company is derived in line with the valuation methodology detailed in Note 9 and is typically based upon each investee company's latest management accounts information not yet disclosed to public sources.

Further details of the investments in the portfolio may be found on the Gresham House Ventures website: [www.greshamhouseventures.com](http://www.greshamhouseventures.com).

Operating profit is stated before charging depreciation and amortisation, where appropriate, for all investee companies.

## Principal investments in the portfolio at 31 December 2023 by valuation

MyTutor	Virgin Wines	Vivacity Labs	rotageek	ozoneAPI	equip																																																																																																																								
<p><b>My Tutorweb Limited (trading as MyTutor)</b></p> <p>www.mytutor.co.uk</p> <p><b>Cost</b> £2,892,000</p> <p><b>Valuation</b> £2,260,000</p> <p>Basis of valuation Revenue multiple</p> <p>Equity % held 6.2%</p> <p>Income receivable in year Nil</p> <p>Business Digital marketplace connecting school pupils seeking one-to-one tutoring with tutors</p> <p>Location London</p> <p>Original transaction Growth capital</p> <p><b>Audited financial information</b></p> <table border="1"> <tr> <td>Year ended</td> <td>31 December 2022</td> </tr> <tr> <td>Turnover</td> <td>£26,984,000</td> </tr> <tr> <td>Operating loss</td> <td>£(7,518,000)</td> </tr> <tr> <td>Loss before taxation</td> <td>£(7,586,000)</td> </tr> <tr> <td>Net liabilities</td> <td>£5,912,000</td> </tr> <tr> <td>Year ended</td> <td>31 December 2021</td> </tr> <tr> <td>Turnover</td> <td>£17,152,000</td> </tr> <tr> <td>Operating loss</td> <td>£(7,482,000)</td> </tr> <tr> <td>Loss before taxation</td> <td>£(7,520,000)</td> </tr> <tr> <td>Net assets</td> <td>£11,247,000</td> </tr> </table> <p><b>Additions/disposals</b> None.</p>	Year ended	31 December 2022	Turnover	£26,984,000	Operating loss	£(7,518,000)	Loss before taxation	£(7,586,000)	Net liabilities	£5,912,000	Year ended	31 December 2021	Turnover	£17,152,000	Operating loss	£(7,482,000)	Loss before taxation	£(7,520,000)	Net assets	£11,247,000	<p><b>Virgin Wines UK plc</b></p> <p>www.virginwines.co.uk</p> <p><b>Cost</b> £58,000</p> <p><b>Valuation</b> £2,222,000</p> <p>Basis of valuation Bid price (AIM quoted)</p> <p>Equity % held 10.5%</p> <p>Income receivable in year Nil</p> <p>Business Online wine retailer</p> <p>Location Norwich</p> <p>Original transaction Management buyout</p> <p><b>Audited financial information</b></p> <table border="1"> <tr> <td>Year ended</td> <td>30 June 2023</td> </tr> <tr> <td>Turnover</td> <td>£58,998,000</td> </tr> <tr> <td>Operating profit</td> <td>£473,000</td> </tr> <tr> <td>Loss before taxation</td> <td>£(737,000)</td> </tr> <tr> <td>Net assets</td> <td>£21,822,000</td> </tr> <tr> <td>Year ended</td> <td>30 June 2022</td> </tr> <tr> <td>Turnover</td> <td>£69,152,000</td> </tr> <tr> <td>Operating profit</td> <td>£6,164,000</td> </tr> <tr> <td>Profit before taxation</td> <td>£5,098,000</td> </tr> <tr> <td>Net assets</td> <td>£22,073,000</td> </tr> </table> <p><b>Additions/disposals</b> None.</p>	Year ended	30 June 2023	Turnover	£58,998,000	Operating profit	£473,000	Loss before taxation	£(737,000)	Net assets	£21,822,000	Year ended	30 June 2022	Turnover	£69,152,000	Operating profit	£6,164,000	Profit before taxation	£5,098,000	Net assets	£22,073,000	<p><b>Vivacity Labs Limited</b></p> <p>www.vivacitylabs.com</p> <p><b>Cost</b> £1,938,000</p> <p><b>Valuation</b> £1,795,000</p> <p>Basis of valuation Revenue multiple</p> <p>Equity % held 6.6%</p> <p>Income receivable in year Nil</p> <p>Business Provider of artificial intelligence &amp; urban traffic control systems</p> <p>Location London</p> <p>Original transaction Growth capital</p> <p><b>Audited financial information</b></p> <table border="1"> <tr> <td>Year ended</td> <td>31 December 2022</td> </tr> <tr> <td>Turnover</td> <td>£5,937,000</td> </tr> <tr> <td>Operating loss</td> <td>£(6,148,000)</td> </tr> <tr> <td>Loss before taxation</td> <td>£(6,351,000)</td> </tr> <tr> <td>Net assets</td> <td>£3,591,000</td> </tr> <tr> <td>Year ended</td> <td>31 December 2021<sup>1</sup></td> </tr> <tr> <td>Turnover</td> <td>£5,936,000</td> </tr> <tr> <td>Operating loss</td> <td>£(6,957,000)</td> </tr> <tr> <td>Loss before taxation</td> <td>£(2,332,000)</td> </tr> <tr> <td>Net assets</td> <td>£3,950,000</td> </tr> </table> <p><sup>1</sup>The financial information quoted is unaudited.</p> <p><b>Additions/disposals</b> None.</p>	Year ended	31 December 2022	Turnover	£5,937,000	Operating loss	£(6,148,000)	Loss before taxation	£(6,351,000)	Net assets	£3,591,000	Year ended	31 December 2021 <sup>1</sup>	Turnover	£5,936,000	Operating loss	£(6,957,000)	Loss before taxation	£(2,332,000)	Net assets	£3,950,000	<p><b>Rota Geek Limited</b></p> <p>www.rotageek.com</p> <p><b>Cost</b> £1,642,000</p> <p><b>Valuation</b> £1,668,000</p> <p>Basis of valuation Revenue multiple</p> <p>Equity % held 5.4%</p> <p>Income receivable in year £28,551</p> <p>Business Workforce management software developer</p> <p>Location London</p> <p>Original transaction Growth capital</p> <p><b>Unaudited financial information</b></p> <table border="1"> <tr> <td>Year ended</td> <td>31 December 2022</td> </tr> <tr> <td>Turnover</td> <td>Not disclosed</td> </tr> <tr> <td>Operating profit/(loss)</td> <td>Not disclosed</td> </tr> <tr> <td>Profit/(loss) before taxation</td> <td>Not disclosed</td> </tr> <tr> <td>Net assets</td> <td>£1,247,523</td> </tr> <tr> <td>Year ended</td> <td>31 December 2021</td> </tr> <tr> <td>Turnover</td> <td>Not disclosed</td> </tr> <tr> <td>Operating profit/(loss)</td> <td>Not disclosed</td> </tr> <tr> <td>Profit/(loss) before taxation</td> <td>Not disclosed</td> </tr> <tr> <td>Net assets</td> <td>£1,054,014</td> </tr> </table> <p><b>Additions/disposals</b> None.</p>	Year ended	31 December 2022	Turnover	Not disclosed	Operating profit/(loss)	Not disclosed	Profit/(loss) before taxation	Not disclosed	Net assets	£1,247,523	Year ended	31 December 2021	Turnover	Not disclosed	Operating profit/(loss)	Not disclosed	Profit/(loss) before taxation	Not disclosed	Net assets	£1,054,014	<p><b>Ozone Financial Technology Limited</b></p> <p>www.ozoneapi.com</p> <p><b>Cost</b> £1,282,000</p> <p><b>Valuation</b> £1,282,000</p> <p>Basis of valuation Recent investment price</p> <p>Equity % held 1.6%</p> <p>Income receivable in year Nil</p> <p>Business Open banking software developer</p> <p>Location London</p> <p>Original transaction Growth capital</p> <p><b>Unaudited financial information</b></p> <table border="1"> <tr> <td>Year ended</td> <td>30 September 2022</td> </tr> <tr> <td>Turnover</td> <td>Not disclosed</td> </tr> <tr> <td>Operating profit/(loss)</td> <td>Not disclosed</td> </tr> <tr> <td>Profit/(loss) before taxation</td> <td>Not disclosed</td> </tr> <tr> <td>Net liabilities</td> <td>£(455,000)</td> </tr> <tr> <td>Year ended</td> <td>30 September 2021</td> </tr> <tr> <td>Turnover</td> <td>Not disclosed</td> </tr> <tr> <td>Operating profit/(loss)</td> <td>Not disclosed</td> </tr> <tr> <td>Profit/(loss) before taxation</td> <td>Not disclosed</td> </tr> <tr> <td>Net liabilities</td> <td>£(81,000)</td> </tr> </table> <p><b>Additions/disposals</b> None.</p>	Year ended	30 September 2022	Turnover	Not disclosed	Operating profit/(loss)	Not disclosed	Profit/(loss) before taxation	Not disclosed	Net liabilities	£(455,000)	Year ended	30 September 2021	Turnover	Not disclosed	Operating profit/(loss)	Not disclosed	Profit/(loss) before taxation	Not disclosed	Net liabilities	£(81,000)	<p><b>EOTH Limited (trading as Equip Outdoor Technologies)</b></p> <p>www.equipuk.com</p> <p><b>Cost</b> £1,297,000</p> <p><b>Valuation</b> £1,270,000</p> <p>Basis of valuation Net asset value</p> <p>Equity % held 0.0%</p> <p>Income receivable in year £124,261</p> <p>Business Branded outdoor equipment and clothing (Rab and Lowe Alpine)</p> <p>Location Alfreton, Derbyshire</p> <p>Original transaction Growth capital</p> <p><b>Audited financial information</b></p> <table border="1"> <tr> <td>Year ended</td> <td>31 January 2023</td> </tr> <tr> <td>Turnover</td> <td>£119,914,000</td> </tr> <tr> <td>Operating profit</td> <td>£17,965,000</td> </tr> <tr> <td>Profit before taxation</td> <td>£13,932,000</td> </tr> <tr> <td>Net assets</td> <td>£29,981,000</td> </tr> <tr> <td>Year ended</td> <td>31 January 2022</td> </tr> <tr> <td>Turnover</td> <td>£95,790,000</td> </tr> <tr> <td>Operating profit</td> <td>£20,360,000</td> </tr> <tr> <td>Profit before taxation</td> <td>£16,642,000</td> </tr> <tr> <td>Net assets</td> <td>£45,230,000</td> </tr> </table> <p><b>Additions/disposals</b> None.</p>	Year ended	31 January 2023	Turnover	£119,914,000	Operating profit	£17,965,000	Profit before taxation	£13,932,000	Net assets	£29,981,000	Year ended	31 January 2022	Turnover	£95,790,000	Operating profit	£20,360,000	Profit before taxation	£16,642,000	Net assets	£45,230,000
Year ended	31 December 2022																																																																																																																												
Turnover	£26,984,000																																																																																																																												
Operating loss	£(7,518,000)																																																																																																																												
Loss before taxation	£(7,586,000)																																																																																																																												
Net liabilities	£5,912,000																																																																																																																												
Year ended	31 December 2021																																																																																																																												
Turnover	£17,152,000																																																																																																																												
Operating loss	£(7,482,000)																																																																																																																												
Loss before taxation	£(7,520,000)																																																																																																																												
Net assets	£11,247,000																																																																																																																												
Year ended	30 June 2023																																																																																																																												
Turnover	£58,998,000																																																																																																																												
Operating profit	£473,000																																																																																																																												
Loss before taxation	£(737,000)																																																																																																																												
Net assets	£21,822,000																																																																																																																												
Year ended	30 June 2022																																																																																																																												
Turnover	£69,152,000																																																																																																																												
Operating profit	£6,164,000																																																																																																																												
Profit before taxation	£5,098,000																																																																																																																												
Net assets	£22,073,000																																																																																																																												
Year ended	31 December 2022																																																																																																																												
Turnover	£5,937,000																																																																																																																												
Operating loss	£(6,148,000)																																																																																																																												
Loss before taxation	£(6,351,000)																																																																																																																												
Net assets	£3,591,000																																																																																																																												
Year ended	31 December 2021 <sup>1</sup>																																																																																																																												
Turnover	£5,936,000																																																																																																																												
Operating loss	£(6,957,000)																																																																																																																												
Loss before taxation	£(2,332,000)																																																																																																																												
Net assets	£3,950,000																																																																																																																												
Year ended	31 December 2022																																																																																																																												
Turnover	Not disclosed																																																																																																																												
Operating profit/(loss)	Not disclosed																																																																																																																												
Profit/(loss) before taxation	Not disclosed																																																																																																																												
Net assets	£1,247,523																																																																																																																												
Year ended	31 December 2021																																																																																																																												
Turnover	Not disclosed																																																																																																																												
Operating profit/(loss)	Not disclosed																																																																																																																												
Profit/(loss) before taxation	Not disclosed																																																																																																																												
Net assets	£1,054,014																																																																																																																												
Year ended	30 September 2022																																																																																																																												
Turnover	Not disclosed																																																																																																																												
Operating profit/(loss)	Not disclosed																																																																																																																												
Profit/(loss) before taxation	Not disclosed																																																																																																																												
Net liabilities	£(455,000)																																																																																																																												
Year ended	30 September 2021																																																																																																																												
Turnover	Not disclosed																																																																																																																												
Operating profit/(loss)	Not disclosed																																																																																																																												
Profit/(loss) before taxation	Not disclosed																																																																																																																												
Net liabilities	£(81,000)																																																																																																																												
Year ended	31 January 2023																																																																																																																												
Turnover	£119,914,000																																																																																																																												
Operating profit	£17,965,000																																																																																																																												
Profit before taxation	£13,932,000																																																																																																																												
Net assets	£29,981,000																																																																																																																												
Year ended	31 January 2022																																																																																																																												
Turnover	£95,790,000																																																																																																																												
Operating profit	£20,360,000																																																																																																																												
Profit before taxation	£16,642,000																																																																																																																												
Net assets	£45,230,000																																																																																																																												

Financial information above and opposite is derived from publicly available Report and accounts. The valuation of each investee company is derived in line with the valuation methodology detailed in Note 9 and is typically based upon each investee company's latest management accounts information not yet disclosed to public sources.

Further details of the investments in the portfolio may be found on the Gresham House Ventures website: [www.greshamhouseventures.com](http://www.greshamhouseventures.com).

Operating profit is stated before charging depreciation and amortisation, where appropriate, for all investee companies.

# Investment Portfolio Summary

as at 31 December 2023

	Market sector	Date of investment	Total book cost £'000	Valuation £'000	Like for like valuation increase/ (decrease) over year <sup>1</sup>	% value of net assets	% of equity held by funds managed and advised by Gresham House <sup>2</sup>
<b>Qualifying investments</b>							
<b>Preservica Limited</b> Seller of proprietary digital archiving software	Software and computer services	Dec-15	4,498	19,789	33.7%	20.6%	57.8%
<b>MPB Group Limited</b> Online marketplace for used photographic and video equipment	Retailers	Jun-16	1,405	8,766	33.1%	9.1%	13.7%
<b>Master Removers Group 2019 Limited (trading as Anthony Ward Thomas, Bishopsgate and Aussie Man &amp; Van)</b> A specialist logistics, storage and removals business	Industrial support services	Dec-14	419	4,066	13.5%	4.2%	27.3%
<b>Data Discovery Solutions Limited (trading as Active Navigation)</b> Provider of global market leading file analysis software for information governance, security and compliance	Software and computer services	Nov-19	1,809	2,850	37.8%	3.0%	32.3%
<b>End Ordinary Group Limited (trading as Buster and Punch)</b> Industrial inspired lighting and interiors retailer	Retailers	Mar-17	1,885	2,497	(1.0)%	2.6%	34.6%
<b>Arkk Consulting Limited (trading as Arkk Solutions)</b> Provider of services and software to enable organisations to remain compliant with regulatory reporting requirements	Software and computer services	May-19	2,069	2,476	14.7%	2.6%	30.1%
<b>My TutorWeb Limited (trading as MyTutor)</b> Digital marketplace connecting school pupils seeking one-to-one online tutoring	Industrial support services	May-17	2,892	2,260	(41.4)%	2.4%	22.7%
<b>Virgin Wines UK plc (AIM quoted)</b> Online Wine retailer	Retailers	Nov-13	58	2,222	(32.1)%	2.3%	41.5%
<b>Vivacity Labs Limited</b> Provider of artificial intelligence & urban traffic control systems	Technology, hardware & equipment	Feb-21	1,938	1,795	(7.4)%	1.9%	23.8%
<b>Rota Geek Limited</b> Workforce management software developer	Software and computer services	Aug-18	1,642	1,668	80.8%	1.7%	18.9%
<b>Ozone Financial Technology Limited</b> Open banking software developer	Software and computer services	Dec-23	1,282	1,282	New investment	1.3%	11.9%
<b>EOTH Limited (trading as Equip Outdoor Technologies)</b> Branded outdoor equipment and clothing (Rab and Lowe Alpine)	Retailers	Oct-11	1,297	1,270	-	1.3%	0.0%
<b>Legatics Holdings Limited</b> SaaS LegalTech software provider	Software and computer services	Jun-21	1,233	1,248	1.8%	1.3%	28.5%

Blue Investment made prior to 2015 VCT rule change

Green Investment made after 2015 VCT rule change

	Market sector	Date of investment	Total book cost £'000	Valuation £'000	Like for like valuation increase/ (decrease) over year <sup>1</sup>	% value of net assets	% of equity held by funds managed and advised by Gresham House <sup>2</sup>
<b>Caledonian Leisure Limited</b> Provider of UK leisure and experience breaks	Travel & leisure	Mar-21	681	1,245	96.4%	1.3%	30.0%
<b>IPV Limited</b> Provider of media asset software	Software and computer services	Nov-19	890	890	-	0.9%	25.2%
<b>Orri Limited</b> An intensive day care provider for adults with eating disorders	Healthcare	Sep-22	676	855	(10.1)%	0.9%	28.4%
<b>Manufacturing Services Investment Limited (trading as Wetsuit Outlet)</b> Online retailer in the water sports market	Retailers	Jul-17	2,745	824	(40.6)%	0.9%	27.5%
<b>Veritek Global Holdings Limited</b> Maintenance of imaging equipment	Industrial support services	Jul-13	1,122	760	100.0%	0.8%	50.0%
<b>CGI Creative Graphics International Limited</b> Vinyl graphics to global automotive, recreational vehicle and aerospace markets	General industrials	Jun-14	1,808	757	60.9%	0.8%	26.9%
<b>FocalPoint Positioning Limited</b> A deeptech business with a growing IP and software portfolio	Software and computer services	Aug-22	751	751	-	0.8%	6.0%
<b>Other investments made prior to 2015 VCT rule change outside Top 20<sup>2</sup></b>			1,940	-		0.0%	
<b>Other investments made after 2015 VCT rule change outside Top 20<sup>3</sup></b>			12,766	5,873		6.1%	
<b>Total investments</b>			<b>45,806</b>	<b>64,144</b>		<b>66.8%<sup>4</sup></b>	
Current asset investments and cash at bank <sup>5</sup>			31,989	31,989		33.3%	
<b>Total investments</b>			<b>77,795</b>	<b>96,133</b>		<b>100.1%</b>	
Other assets				172		0.2%	
Current liabilities				(311)		(0.3)%	
<b>Net assets</b>				<b>95,994</b>		<b>100.0%</b>	
<b>Portfolio split by type</b>							
<b>Investment made prior to 2015 VCT rule change</b>			<b>6,644</b>	<b>9,075</b>		<b>14.1%</b>	
<b>Investment made after 2015 VCT rule change</b>			<b>39,162</b>	<b>55,069</b>		<b>85.9%</b>	
<b>Total investment portfolio</b>			<b>45,806</b>	<b>64,144</b>		<b>100.0%</b>	

<sup>1</sup> This percentage change in 'like for like' valuations is a comparison of the 31 December 2023 valuations with the 31 December 2022 valuations (or where a new investment has been made in the year, the investment amount), having adjusted for any partial disposals, loan stock repayments or new investments in the year.

<sup>2</sup> Other investments made prior to 2015 VCT rule change comprise: Racoon International Group Limited, SEC Group Limited (formerly RDL Corporation Limited), Jablite Holdings Limited (in members' voluntary liquidation).

Other notes are overleaf

Blue Investment made prior to 2015 VCT rule change

Green Investment made after 2015 VCT rule change

# Investment Portfolio Summary

as at 31 December 2023

<sup>3</sup> Other investments made after the 2015 VCT rule change comprise: Proximity Insight Holdings Limited, Huddl Mobility Limited (trading as CitySwift), Cognassist UK Limited, Connect Childcare Group Limited, Lads Store Limited (trading as Bidnamic), Dayrize B.V., Mable Therapy Ltd, Branchspace Limited, Azarc.io, Pets' Kitchen Limited (trading as Vet's Clinic), Connect Earth Limited, Northern Bloc Ice Cream Limited, Bleach London Holdings Limited, Parsley Box Limited (formerly Parsley Box Group plc), Spanish Restaurant Group Limited (trading as Tapas Revolution) (in administration), Muller EV Limited (trading as Andersen EV) (in administration), BookingTek Limited, Kudos Innovations Limited.

<sup>4</sup> At 31 December 2023, the Company held more than 80% of its total investments in qualifying holdings, and therefore complied with the VCT qualifying investment test. For the purposes of the VCT qualifying investment test, the Company is permitted to disregard disposals of investments for twelve months from the date of disposal. It also has up to three years to bring in new funds raised, before these need to be included in the qualifying investment test.

<sup>5</sup> Disclosed as Current asset investments and Cash at bank within Current assets in the Balance sheet on page 54.

# Strategic Report

## Company Objective

The Objective of the Company is to provide investors with a regular income stream, by way of tax-free dividends generated from income and capital returns, while continuing, at all times, to qualify as a VCT.

## Summary of Investment Policy

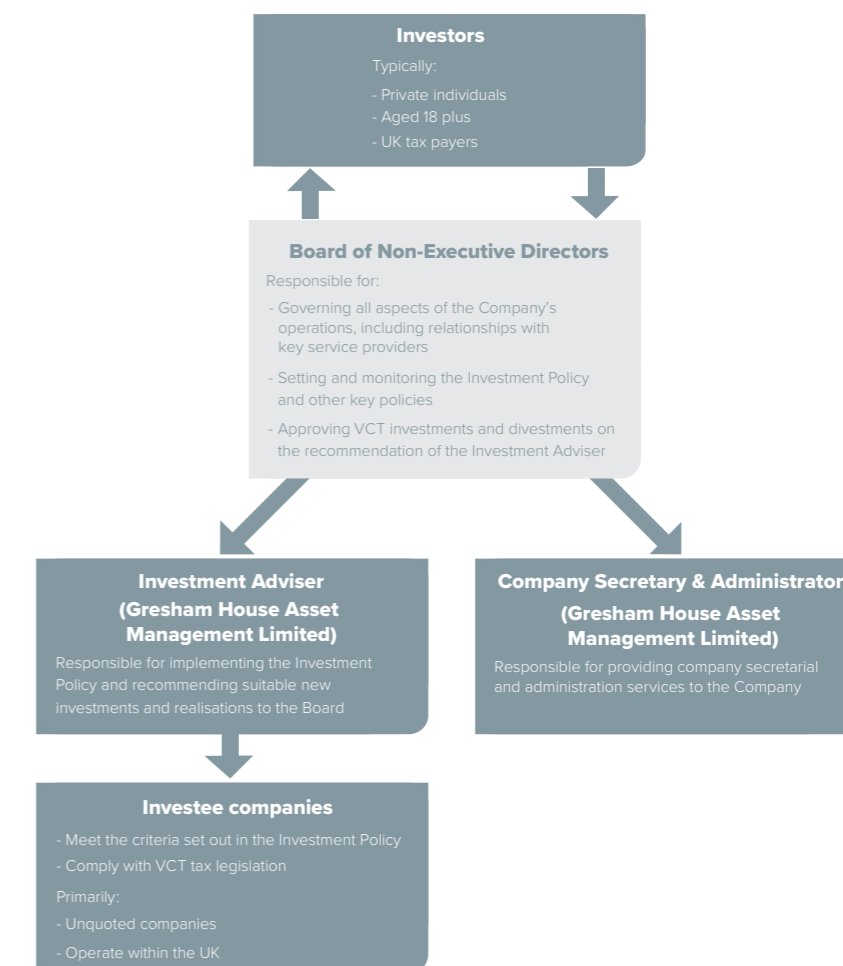
The Company's policy is to invest primarily in a diverse portfolio of UK unquoted companies. Investments are generally structured as part loan and part equity in order to receive regular income, to generate capital gain upon sale and to reduce the risk of high exposure to equities. To spread the risk further, investments are made in a number of businesses across different industry sectors.

The Company's cash and liquid resources are held in a range of investments which can be of varying maturities, subject to the overriding criterion that the risk of loss of capital be minimised.

The Company seeks to make investments in accordance with the requirements of VCT regulation. A summary of this is set out on page 22.

The full text of the Company's Investment Policy is available in Key Policies on page 26 of this Strategic Report.

The Company's business model is set out in the diagram below.



## The Company and its business model

The Company is a Venture Capital Trust and its Objective and Investment Policy are designed to ensure that it continues to qualify as a VCT, and continues to be approved as such by HM Revenue & Customs ("HMRC"), whilst maximising returns to Shareholders from both income and capital. A summary of the most important rules that determine VCT approval is contained in the panel headed "Summary of VCT regulation" overleaf.

As a fully listed company on the London Stock Exchange, the Company is required to comply with the listing rules governing such companies. The listing also fulfils a requirement for VCT approval to maintain its VCT status.

The Company is an externally advised Fund with a Board comprising Non-Executive Directors only. The Board has overall responsibility for the Company's affairs including the determination of its Investment Policy (material changes to which are subject to approval by Shareholders). Investment advice and operational support are outsourced to

external service providers (including the Investment Adviser, Company Secretary and Administrator and Registrar), with the key strategic and operational framework and key policies set and monitored by the Board. Investment and divestment proposals are originated, negotiated and recommended by the Investment Adviser and are then subject to comment, approval or rejection by the Directors. Further details are contained in the Stakeholder Engagement and Directors' Duties section on pages 27 to 29.

The Company usually co-invests alongside the Baronsmead VCTs and the other Mobeus VCTs managed or advised by Gresham House, in new unquoted investments in proportion to the relative net assets of each VCT (excluding direct AIM investments).

The total percentage of equity held in each investment by all funds advised by the Investment Adviser is shown in the Investment Portfolio Summary on pages 18 to 20.

Private individuals invest in the Company to benefit from both income and capital returns from the portfolio. By subscribing for shares in a VCT they also receive immediate income tax relief (currently 30% of the amount subscribed by an investor). Investors receive tax-free dividends from the Company and incur no capital gains tax upon the eventual sale of the shares. These tax benefits are subject to the VCT maintaining its approved VCT status and the shares being held for a minimum of five years from the date of subscription.

### Summary of VCT regulation

To maintain its status as a VCT, the Company must meet a number of conditions, the most important of which are that:

- the Company must hold at least 80%, by VCT tax value<sup>1</sup>, of its total investments (shares, securities and liquidity) in VCT qualifying holdings, within approximately three years of a fundraising;
  - all qualifying investments made by VCTs after 5 April 2018, together with qualifying investments made by funds raised after 5 April 2011 are, in aggregate, required to comprise at least 70% by VCT tax value in "eligible shares", which carry no preferential rights (save as may be permitted under VCT rules);
  - no investment in a single company or group of companies may represent more than 15% (by VCT tax value) of the Company's total investments at the date of investment;
  - the Company must pay sufficient levels of income dividend from its revenue available for distribution so as not to retain more than 15% of its income from shares and securities in a year;
  - the Company's shares must be listed on the London Stock Exchange or a regulated European stock market;
  - non-qualifying investments cannot be made, except for certain exemptions in managing the Company's short-term liquidity;
- VCTs are required to invest 30% of funds raised in an accounting period beginning on or after 6 April 2018 in qualifying holdings within 12 months of the end of the accounting period; and
  - the period for reinvestment of proceeds on disposal of qualifying investments is 12 months.
- To be a VCT qualifying holding, new investments must be in companies:
- which carry on a qualifying trade;
  - which have no more than £15 million of gross assets at the time of investment and no more than £16 million immediately following investment from VCTs;
  - whose maximum age is generally up to seven years (ten years for knowledge intensive businesses);
  - that receive no more than an annual limit of £5 million and a lifetime limit of £12 million (for knowledge intensive companies the annual limit is £10 million and the lifetime limit is £20 million), from VCTs and similar sources of State Aid funding; and
  - that use the funds received from VCTs for growth and development purposes.
- In addition, VCTs may not:
- offer secured loans to investee companies and any returns on loan capital above 10% must represent no more than a commercial return on the principal; and
- make investments that do not meet the 'risk to capital' condition (which requires a company, at the time of investment, to be an entrepreneurial company with the objective to grow and develop, and where there is a genuine risk of loss of capital).

<sup>1</sup> VCT tax value means as valued in accordance with prevailing VCT legislation. The calculation of VCT tax value is arrived at using tax values, based on the cost of the most recent purchase of an investment instrument in a particular company, which may differ from the actual cost of each investment shown in the Investment Portfolio Summary on pages 18 to 20.

## Performance and Key Performance Indicators

The Board has identified six key performance indicators that it uses to assess the Company's progress. Some of these are classified as alternative performance measures ("APMs") in line with Financial Reporting Council ("FRC") guidance. See Glossary of terms for details on pages 86 and 87. APMs are measures of performance in addition to the data reported in the Financial Statements:

- 1 Relative shareholder total returns;
- 2 Relative and Absolute NAV total returns;
- 3 Dividends paid compared with the dividend target;
- 4 Management of share price discount to NAV;
- 5 Compliance with VCT legislation; and
- 6 Management of expenses.

### 1 Relative shareholder total returns

The Board monitors the total returns received by Shareholders. These total returns take into account both income received (dividends) and capital (share price) movements. The Company's total returns are then compared with those achieved by other similar VCTs. The Company has a target of maintaining performance in the top quartile of this peer group with particular emphasis placed upon the longer-term five and ten-year periods.

The total returns of the Company and its rankings against other companies in an Index of generalist VCTs which are members of the Association of Investment Companies ("AIC") have been as follows:

Period to 31 December 2023	Total return (share price basis) %	Ranking (AIC generalist VCTs)
3 years	42.5	8 out of 37
5 years	103.5	1 out of 36
10 years	240.9	1 out of 31

Source: AIC 31 December 2023

The above data was prepared by Morningstar on behalf of the AIC on the basis that dividends were reinvested in shares in the Company on the last trading day of the month in which the shares were quoted ex-dividend.

Overall, the Board considers the long term relative shareholder total returns to be very good. The nature of VCT investing reflects a medium to long-term horizon particularly by reference to the five-year hold period for investors to be eligible for upfront income tax relief. In view of this, Annual Reports since 2022 have excluded one-year performance benchmarks.

### 2 Relative and Absolute NAV total returns

The Board also monitors relative net asset value total returns. These returns are calculated as above but using NAVs rather than share prices. This removes the effects of changes in the discounts/premiums at which share prices trade, relative to NAVs, which the Investment Adviser does not directly control. The Board uses NAV total returns to measure the relative performance of the Investment Adviser. The Company has a target of maintaining performance in the top quartile of its peer group with particular emphasis placed upon the longer-term five and ten-year periods.

The total returns of the Company and its rankings against other companies in an Index of generalist VCTs which are members of the AIC have been as follows:

Period to 31 December 2023	Total return (NAV basis) <sup>1</sup> %	Ranking (AIC generalist VCTs)
3 years	20.9	16 out of 37
5 years	73.6	1 out of 36
10 years	163.2	1 out of 30

Source: AIC 31 December 2023

The above data was prepared by Morningstar on behalf of the AIC on the basis that dividends were reinvested in the Company on the last trading day of the month in which the shares were quoted ex-dividend.

Overall, the Board considers the long term relative NAV total returns to be very good. The nature of VCT investing reflects a medium to long-term horizon particularly by reference to the five-year hold period for investors to be eligible for upfront income tax relief. In view of this, as noted in last year's Annual Report, this and future Reports will exclude one-year performance benchmarks.

### Absolute NAV Returns for the year

	2023 (pence per share)	2022 (pence per share)
Total return (p)	Closing NAV per share	64.01
	Plus: dividends paid in year	9.50 <sup>1</sup>
	<b>NAV Total return for year</b>	<b>76.01</b>
	Less: opening NAV per share	90.31
	<b>Increase/(decrease) in NAV Return for year per share<sup>2</sup></b>	<b>(14.30)</b>
% NAV Total return for year	6.1%	(15.80)%

Note 1 - Dividends paid in the year refers to the interim dividend of 5.00 pence per share paid on 26 May 2023 and 4.50 pence paid on 8 November 2023 in respect of the year under review.

Note 2 - The analysis of the source of the NAV Return of 3.92 pence per share is set out below:

NAV Return per share for the year is comprised of: Year ended 31 December	2023 (pence per share)	2022 (pence per share)
Gross portfolio capital returns*	3.91	(11.84)
Gross income returns*	1.40	1.63
Costs (including tax charge)	(1.45)	(1.78)
Other movements	0.06	(2.31)
<b>Increase/(decrease) in NAV return for the year as above</b>	<b>3.92</b>	<b>(14.30)</b>

\* The contributions from gross portfolio capital returns and gross income returns are shown before deducting attributable costs. They are explained below under Review of financial performance for the year. Costs are referred to in section 6 on page 26.

The NAV return for the year of 3.92 pence per share is split between its capital and revenue elements (expressed in £ millions) under Review of financial performance for the year below.

Shareholders should note that the Board assesses these returns against the Company's ability to meet its current annual dividend target of 4.00 pence per share (explained in section 3 Dividends paid compared with the dividend target).

### Review of financial performance for the year

For the year ended 31 December	2023 (£m)	2022 (£m)
Capital return	5.13	(20.21)
Revenue return	1.22	1.42
<b>Total return</b>	<b>6.35</b>	<b>(18.79)</b>

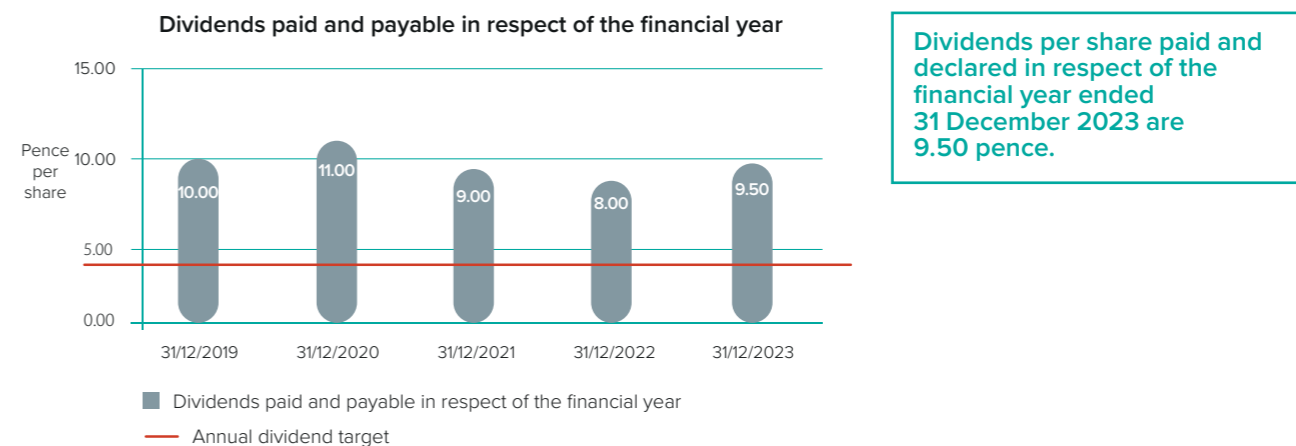
The capital profit for the year of £5.13 million (3.13 pence increase in NAV return for the year per share, plus costs charged to capital) is primarily due to a net increase in the unrealised valuation of portfolio companies. The increase in capital return from £(20.21) million to £5.13 million is principally due both to net unrealised gains in 2023 in comparison to net unrealised losses in 2022 (£25.55 million increase), as well as due to lower realised gains on disposals in 2023 compared to 2022 (£0.57 million decrease).

The revenue profit for the year of £1.22 million (0.74 pence of NAV return for the year per share, net of costs charged to revenue) is derived from income, primarily liquidity fund and loan interest and dividends, outweighing revenue expenses. There was a small decrease over the year mainly due to higher income and lower expenses, however this was more than offset by a significant revenue tax charge. The reason for this was because of an increase in taxable liquidity fund interest coupled with a fall in non-taxable dividend income over the year. Higher income resulted from increased interest rate yields on cash balances held awaiting investment and other expenses have fallen, despite higher audit fees, due to director recruitment fees and a provision against loan interest receivable incurred in the previous year.

### 3 Dividends paid compared with the dividend target

The Company has a target of paying an annual dividend of at least 4.00 pence per share in respect of each financial year.

It has comfortably exceeded this target in each of the last fourteen financial years, the last five of which are shown below. However, the ability of the Company to pay dividends in the future cannot be guaranteed and will be subject to performance and available cash and reserves.



### 4 Management of share price discount to NAV

The Board recognises that Shareholders may wish to sell their shares from time to time and that the secondary market for VCT shares can be limited. Subject to applicable regulation and market conditions and the Company having sufficient available funds and distributable reserves, it is the Board's current intention to pursue a buy back policy with the objective of maintaining the discount to the latest published NAV per share at which the shares trade at approximately 5% or less. The Board's priority will remain to act prudently and in the interests of remaining Shareholders.

The discount for the Company's shares at 31 December 2023 was 4.6% (2022: 4.9%) based upon the share price shown in the Performance Summary on page 1 and the NAV at 30 September 2023 of 57.65 pence per share (adjusted for a 4.50 pence dividend paid on 8 November 2023).

Shareholders granted the Directors authority to buy back up to 25,287,888 million of the Company's shares, representing 14.99% of the shares in issue at the date of the notice of the meeting, at the AGM held on 24 May 2023. Shares bought back under this authority are cancelled and the Directors do not intend to exercise this authority unless they believe that in doing so it would result in an increase in net assets per share, which would be in the interests of Shareholders generally. A resolution to renew this authority will be proposed at the forthcoming AGM, further details of which can be found on page 36.

During the year ended 31 December 2023, the Company bought back 4,413,159 shares, representing 2.8% of its issued share capital at the beginning of the year. The Company instructed its brokers, Panmure Gordon (UK) Limited, to purchase these shares at prices at a discount to the latest previously announced NAV per share in line with the stated discount policy at the time. The Company subsequently purchased these shares at prices ranging from 54.77 pence to 60.81 pence per share and cancelled them.

### 5 Compliance with VCT legislation

In making their investment in a VCT, Shareholders become eligible for a number of tax benefits under VCT tax legislation, as long as the Company also complies with VCT tax legislation. To achieve this, the Company must meet a number of tests set by the VCT tax legislation.

The principal tests are summarised in the panel entitled "Summary of VCT regulation" on page 20. Throughout the year ended 31 December 2023, and at the date of this Report, the Company continued to meet these tests.

## 6 Management of expenses

Shareholders will be aware there are a number of costs involved in operating a VCT. Although Shareholders do not bear costs in excess of the expense cap of 3.60%, the Board aims to maintain the ratio before any performance fees at not more than 3.00%.

The Board monitors costs using the Ongoing Charges Ratio which is set out in the table below:

Financial year	2023	2022	2021	2020	2019
Ongoing Charges Ratio	2.54%	2.58%	2.28%	2.56%	2.59%

The Ongoing Charges Ratio has been calculated using the AIC recommended methodology.

The Ongoing Charges Ratio for the year has decreased marginally from last year as a result of the impact of a decrease in expenses (details below) with average net assets over the year remaining relatively unchanged.

### Investment Adviser fees and other expenses

Investment Adviser fees have decreased from £2.26 million to £2.19 million, charged to both revenue (decrease of £0.02 million) and capital (decrease of £0.05 million). This was mainly due to the net assets upon which Investment Adviser's fees are calculated (quarterly in arrears), being lower than the prior year. Other expenses (all charged to revenue) have decreased from £0.57 million to £0.54 million. This was primarily due to a provision against loan interest receivable in the prior year with higher audit fees offsetting director recruitment fees in the previous year. Further details of these expenses are contained in the Financial Statements on pages 53 to 76 of this Annual Report.

## Key policies

The Board has put in place the following policies to be applied to meet the Company's overall Objective and to cover specific areas of the Company's business:

### Investment policy

The Investment policy is designed to meet the Company's overall Objective:

#### Investments

The Company invests primarily in a diverse portfolio of UK unquoted companies. Investments are made selectively across a number of sectors, principally in established companies. Investments are usually structured as part loan stock and part equity in order to produce a regular income stream and to generate capital gains from realisations.

There are a number of conditions within the VCT legislation which need to be met by the Company and which may change from time to time. The Company will seek to make investments in accordance with the requirements of prevailing VCT legislation.

Asset allocation and risk diversification policies, including the size and type of investments the Company makes, are determined in part by the requirements of prevailing VCT legislation. No single investment may represent more than 15% (by VCT tax value) of the Company's total investments at the date of investment.

### Liquidity

The Company's cash and liquid funds are held in a portfolio of readily realisable interest-bearing investments, deposit and current accounts, of varying maturities, subject to the overriding criterion that the risk of loss of capital be minimised.

### Borrowing

The Company's Articles of Association permit borrowings of amounts up to 10% of the adjusted capital and reserves (as defined therein). However, the Company has never borrowed, and the Board would only consider doing so in exceptional circumstances.

## Other key policies

### Diversity policy

The Directors have considered diversity in relation to the composition of the Board and have concluded that the Board's membership in the year to 31 December 2023 was diverse in relation to gender and experience. The Company comprises one male and two female directors and does not have any senior managers or employees. The Company does not have any senior managers or employees. The Board has made a commitment to always consider diversity in making future appointments. The Directors took the Board's diversity into consideration in the recruitment and appointment of the Audit Chair and took this opportunity to re-emphasise the commitment it made to continue to consider diversity when making all future appointments.

### Further policies

In addition to the Investment policy and Diversity policy above and the policies on payment of dividends and share buybacks which were discussed earlier in this section, the Board has considered its obligations and responsibilities as a VCT and where appropriate the Company has adopted a number of further policies relating to:

- Anti-bribery;
- Whistleblowing;
- Social and environmental responsibility;
- Global greenhouse emissions;
- Human Rights;
- Financial risk management; and
- Anti-tax evasion

These further policies are explained in the Directors' Report on pages 34 to 37 of this Annual Report.

## Stakeholder Engagement and Directors' Duties

The Board has discussed the discharge of their Directors' duties under Section 172 of the Companies Act 2006 having regard to the factors set out under Provision 5 of the Association of Investment Companies (AIC) Code and in line with the Corporate Governance Code. The views and the impact of the Company's activities on the key stakeholders are an important consideration for the Board when making relevant decisions. The Board, in normal circumstances, engages directly with stakeholder groups through annual meetings and investor presentations to assist the Directors in understanding the issues to which they must have regard.

The table below sets out the interests of key stakeholders that have been considered throughout the year during the Board's discussions and in decision making.

Stakeholders	Engagement Type	Outcome
Shareholders	<p>The key mechanisms of Shareholder engagement include:</p> <ul style="list-style-type: none"> <li>● Annual General Meeting</li> <li>● Annual, Half-year Reports and Interim Management Statements</li> <li>● Annual Investor Events</li> <li>● Share buybacks</li> <li>● RNS Announcements</li> <li>● Website</li> <li>● Offers for Subscription</li> <li>● Appointment of Directors</li> </ul>	<ul style="list-style-type: none"> <li>● The AGM will be held on 20 May 2024. There will also be a live stream providing access to view the meeting remotely for those that cannot attend the meeting in person, although only Shareholders physically attending will be able to formally take part in the meeting and vote on resolutions on the day. Shareholders unable to attend have therefore been encouraged to submit their votes on resolutions via proxy forms ahead of the meeting. A recording of the AGM webcast will be available on the Company's website under Key Shareholder Information.</li> <li>● The Board made a decision early in 2023 to hold the AGM of the Company on the same day as the Mobeus Income &amp; Growth 4 VCT Plc AGM so that Shareholders in both companies can attend on one day with a joint presentation by the Investment Adviser. This reduces the amount of travel required by the Directors, Investment Adviser and Shareholders and saves time for Shareholders by attending one rather than two meetings on different dates in the same month, if they are shareholders in both VCTs. This worked well in 2023 with an increased number of shareholders attending and will be replicated for the AGM to be held in May 2024.</li> <li>● Shareholders are provided with Annual and Half-Year Reports in hard or soft copy according to their choice, which are also available on the Company's website. Voluntary Interim Management Statements are released in the quarters between reports to ensure Shareholders are kept up to date with events. The website is an important source of information for Shareholders and announcements are also regularly made through the London Stock Exchange.</li> <li>● The Share buyback programme has continued to be offered throughout the year. This provides Shareholders with liquidity if they wish to sell their shares, at a price close to the latest announced NAV per share. Further details are contained in the Chair's Statement on page 2 and in the Directors' Report on page 34.</li> <li>● Shareholders are welcome to contact the Chair or the Investment Adviser by email as advised on page 87 of this Report.</li> <li>● The Annual Shareholder Event was held as a virtual event and took place on 1 March 2024. The virtual event was well received and attended and has seen an increase in the number of Shareholders joining the event since it was introduced with active shareholder engagement in the live Q&amp;A session. Please register to view a recording of the event which is available via the Company's website or at the following link: <a href="https://mvcts.connectid.cloud/">https://mvcts.connectid.cloud/</a>.</li> </ul>

Stakeholders	Engagement Type	Outcome
		<ul style="list-style-type: none"> <li>The Company seeks to create value for Shareholders by generating good returns which are eventually distributed to Shareholders as dividends. The importance of tax-free dividends to Shareholders is recognised by the Board and is considered at each quarterly meeting. Decisions were made to declare two interim dividends totalling 9.50 pence per share for payment in respect of the year. The Company's dividend target has consistently been achieved or exceeded as outlined in the Chair's Statement on page 2 and in the Strategic Report.</li> <li>The liquidity level of the Company has remained strong and is managed with the primary aim of preserving capital, as discussed at each Board meeting. Liquidity levels are managed after considering, inter alia, new or follow-on investments, annual dividend commitments as well as the provision of the buyback facility.</li> <li>In considering an Offer for Subscription for the 2023/2024 tax years, the Board reviewed and evaluated: the current liquidity of the Company; the impact of dilution of Shareholder's holdings; the ability to adhere to the dividend policy of the Company; the effect on the Net Asset Value and the ability of the Company and its liquidity levels to be able to meet HMRC's VCT investment rules and timeline; the costs involved in issuing a prospectus and charges to Shareholders; the risk to performance, the availability of investment opportunities and speed of deployment and the equal treatment of investors across the four Mobeus VCTs plus those investors that the Company co-invests with. As a result of those considerations and taking into account feedback from Shareholders, the Board decided not to conduct a fundraise in the current tax year.</li> <li>Following Shareholder approval at a General Meeting in October 2022, the Company cancelled the balance of its Share Premium Reserve and Capital Redemption Reserve in June 2023, giving the Company greater flexibility to continue to pay regular dividends to Shareholders and to provide its periodic offer to buy back shares from shareholders. As set out on page 58, this became available for distribution on filing of the Half-Year Report at Companies House.</li> </ul>
<b>Suppliers</b>	Including: Registrar, Broker, Auditor, Lawyer, Sponsor, Banker and the VCT Status Adviser.	<ul style="list-style-type: none"> <li>The Investment Adviser regularly communicates with each of the professional advisers and secures an annual confirmation of the policies they have in place. The Board reviews the performance of each provider on an annual basis.</li> <li>On 4 December 2023, the Company, along with the three other Mobeus VCTs, changed its Registrar to City Partnership (UK) Limited ("City") bringing all four VCTs under one Registrar for the first time. We believe the move will bring additional benefits to Shareholders including accessing all of your holdings in one place using the City's Hub portal (plus any Baronsmead VCTs shareholdings too).</li> </ul>

Stakeholders	Engagement Type	Outcome
<b>Government &amp; Regulators</b>	The Board is committed to conducting business in line with the appropriate laws and regulations. Mobeus Income & Growth VCT plc does not provide financial contributions to political parties or lobby groups.	<ul style="list-style-type: none"> <li>As a UK listed company the Board and Investment Adviser comply with the Companies Act, the UKLA, HMRC, UK Accounting Standards and FCA regulatory requirements in addition to the Alternative Investment Fund Managers Directive, to ensure the Company can continue to trade. Non-compliance with the VCT regulations in particular is viewed as a principal risk for the Company. The Company continued to comply with these regulations throughout the year and to the date of this Report.</li> </ul>
<b>Investee Companies</b>	The Investment Adviser, on behalf of the Company, provides support to the portfolio companies through continued communications, providing assistance such as the help of the Gresham House Talent Management Team.	<ul style="list-style-type: none"> <li>The Board has delegated authority for the day-to-day management of the Company to the Investment Adviser and engages with the Investment Adviser in setting, approving and overseeing the execution of the business strategy and related policies.</li> <li>The Board aims to have a diverse mix of early stage and more mature companies across a range of different sectors and regularly reviews the composition of the portfolio.</li> <li>The Investment Adviser reports at the Company's quarterly Board meetings on each of the portfolio companies. Members of the Investment Adviser sit on the majority of the portfolio companies' boards. This is to provide input on key matters such as advancing the shareholder value agenda, ensuring class leading corporate governance and encouraging best practice in areas such as ESG.</li> </ul>
<b>Investment Adviser</b>	The Investment Adviser's performance is vital for the Company to deliver its investment strategy, meet its objectives and generate investment returns for Shareholders, and is a crucial relationship for the Board.	<ul style="list-style-type: none"> <li>The Investment Adviser meets with the Board at each quarterly meeting and is in regular contact throughout the periods in between meetings e.g. to consider and approve or reject investment proposals. All key strategic and operational topics are discussed in detail and a close dialogue is maintained with the Board. The Board takes an active interest in the challenges faced by the portfolio companies and considers each potential disposal based on the company's performance, market conditions and the offer(s) in its decision to sell the Company's holding. The Investment Adviser's performance is evaluated annually.</li> </ul>



## Principal and Emerging risks, risk management and regulatory environment

The Directors acknowledge the Board's responsibilities for the Company's internal control systems and have instigated systems and procedures for identifying, evaluating and managing the significant risks faced by the Company. This includes a key risk management review which takes place at each quarterly Board meeting. The principal and emerging risks identified by the Board, a description of the possible consequences of each risk and how the Board manages the risk are set out below.

The risk profile of the Company changed as a consequence of the VCT regulations introduced in 2015. As the Company is required to focus its investment on growth capital investments in younger companies it is anticipated that investment returns will be more volatile and will have a higher risk profile. The Board remains confident that the Company and the Investment Adviser will continue to adapt to changes in investment requirements and put in place appropriate resource to identify and make suitable investments as has been experienced in the year under review.

The Board regularly sets and reviews policies for financial risk management and full details of these can be found in Note 15 to the Financial Statements on pages 69 to 75. There have been no changes to the principal or emerging risks of the Company during the year as listed below:

Risk	Possible consequence	How the Board manages risk
<b>Economic</b>	<p>Events such as the wars in Ukraine and the Middle East, pandemics, the forthcoming election, an economic recession, supply shortages or a movement in sterling and increasing inflation and interest rates, could affect trading conditions for smaller companies and consequently the value of the Company's qualifying investments.</p> <p>Movements in UK Stock Market indices may affect the valuation of the Company's investments, as well as affecting the Company's own share price and its discount to net asset value.</p>	<ul style="list-style-type: none"> <li>The Board monitors: <ol style="list-style-type: none"> <li>(1) the portfolio as a whole to ensure that the Company invests as far as possible in a diversified portfolio of companies;</li> <li>(2) developments in the macro-economic environment such as movements in interest rates and availability of labour under new immigration plans; and</li> <li>(3) the Company's cash position ensuring it can be flexible in light of economic impacts. Ongoing discussions and planning is held with the portfolio companies to provide assistance and support during the current uncertain economic environment.</li> </ol> </li> </ul>
<b>Loss of approval as a Venture Capital Trust</b>	<p>A breach of the VCT Rules, which change on a frequent basis, may lead to the Company losing its approval as a VCT, which would inter alia result in:</p> <ol style="list-style-type: none"> <li>(1) qualifying Shareholders who have not held their shares for the designated period having to repay the income tax relief they obtained;</li> <li>(2) future dividends paid by the Company being subject to tax; and</li> <li>(3) the Company losing its exemption from corporation tax on capital gains.</li> </ol>	<ul style="list-style-type: none"> <li>The Company's VCT qualifying status is regularly reviewed by the Board and the Investment Adviser.</li> <li>The Board receives regular reports from its VCT Status Adviser who has been retained by the Board to monitor the Company's ongoing compliance with the VCT Rules.</li> </ul>
<b>Investment and strategic</b>	<p>Investment in VCT qualifying earlier stage unquoted small companies involves a higher degree of risk than investment in fully listed companies. Smaller companies often have limited product lines, markets or financial resources and may be dependent for their management on a smaller number of key individuals.</p>	<ul style="list-style-type: none"> <li>The Board regularly reviews the Company's Objective and Investment Policy.</li> <li>Investments are made across a number of diverse sectors to mitigate risk. Investee companies are carefully selected by the Investment Adviser for recommendation to the Board. The investment portfolio is reviewed by the Board on a regular basis.</li> <li>A member of the Investment Adviser normally sits on boards of the investee companies. Regular monitoring reports are assessed by the Investment Adviser.</li> </ul>
<b>Regulatory</b>	<p>The Company is required to meet its legal and regulatory obligations as a VCT, a listed company and its own AIFM. Failure to comply might result in suspension of the Company's Stock Exchange listing, financial penalties, a qualified audit report or loss of its VCT status.</p>	<ul style="list-style-type: none"> <li>Regulatory and legislative developments are kept under review by the Company's solicitors, its VCT Status Adviser and the Board.</li> </ul>

Risk	Possible consequence	How the Board manages risk
<b>Financial and operating</b>	<p>Failure of the systems (including breaches of cyber security) at any of the third-party service providers that the Company has contracted with could lead to inaccurate reporting or monitoring. Inadequate controls could lead to the misappropriation or insecurity of assets. Outsourcing and the increase in remote working could give rise to cyber and data security risk and internal control risk.</p>	<ul style="list-style-type: none"> <li>The Board carries out a bi-annual review of the internal controls in place and reviews the risks facing the Company at Board meetings and receives control reports by exception.</li> <li>It reviews the performance of the service providers annually and has obtained assurance that such providers have controls in place to reduce the risk of breaches of their cyber security.</li> </ul>
<b>Valuations and stock market</b>	<p>The majority of the Company's assets are minority holdings in unquoted companies, which are inherently difficult to value. Changes in valuations are taken to Profit and Loss account, so any inaccuracy in valuations will affect both the Income Statement and the Balance Sheet.</p>	<ul style="list-style-type: none"> <li>The Board receives quarterly valuation reports from the Investment Adviser and, where necessary, challenges its valuation process and metrics.</li> <li>The Investment Adviser alerts the Board about any adverse movements.</li> <li>Strong valuation processes in place reinforced by independent valuation processes as engaged by the Board and the Auditor.</li> </ul>
<b>Asset liquidity</b>	<p>The Company's unquoted investments cannot be realised in a short timescale. Under-performing unquoted investments may be difficult to realise on any timescale.</p>	<ul style="list-style-type: none"> <li>The Board receives reports from the Investment Adviser and reviews the portfolio at each quarterly board meeting. It carefully monitors investments where a particular risk has been identified.</li> </ul>
<b>Market liquidity</b>	<p>As a result of the limited secondary market in VCT shares, Shareholders may find it difficult to sell their shares at a price which is close to the net asset value. Whilst demand has always been met to date, it may not be possible for the Company to buy back large percentages of the share capital, other than over several years.</p>	<ul style="list-style-type: none"> <li>The Board has a share buyback policy which seeks to mitigate market liquidity risk. This policy is reviewed at each quarterly Board meeting.</li> </ul>
<b>Counterparty</b>	<p>A counterparty may fail to discharge an obligation or commitment that it has entered into with the Company.</p>	<ul style="list-style-type: none"> <li>The Board regularly reviews and agrees policies for managing these risks. Further details can be found under 'credit risk' in Note 15 to the accounts on pages 70 and 71.</li> </ul>
<b>Key staff</b>	<p>A partner or key member of staff at the Investment Adviser may leave the organisation or the Investment Adviser may fail to maintain adequate levels of experience and expertise in its team. This may have an adverse effect on the standard of service that the Company receives from the Investment Adviser and therefore the performance of the Company.</p>	<ul style="list-style-type: none"> <li>The Board maintains regular dialogue with the Investment Adviser to ensure that the team is adequately resourced.</li> </ul>
<b>Emerging Risk Environmental, Social and Governance</b>	<p>Non-compliance with current and future reporting requirements could lead to a fall in demand from investors. That may affect the level of capital the Company has available to meet its investment objectives.</p>	<ul style="list-style-type: none"> <li>ESG and climate change are taken into account when considering new investment proposals. The Investment Adviser monitors the potential impact on investee companies of any proposed new legislation regarding environmental, social and governance matters and advises and adapts accordingly.</li> <li>The Board recognises that climate change is an important emerging risk which the Company is taking into account in their strategic planning although the Company itself has little direct impact on environmental issues. Measures have been introduced to reduce the cost and environmental impact of providing paper copies of Shareholder correspondence and to decrease the amount of travel undertaken.</li> </ul>

## Going Concern and Long-Term Viability of the Company

The Board is required to assess the Company's operation as a "going concern". The Company's business activities, together with the factors likely to affect its future development, performance and position are set out in the preceding pages of this Strategic Report. The majority of companies in the portfolio are well funded and the portfolio taken as a whole remains resilient and well-diversified, although the impact of the cost of living crisis and the challenging economic environment may impose further considerable demands upon the liquidity and trading prospects of some of these companies in the near-term. The major cash outflows of the Company (namely investments, share buybacks and dividends) are within the Company's control. Accordingly, the Board believes that the Company's cash position, noting the successful fundraises, is adequate to enable the Company to continue as a going concern under any plausible stress scenario. Further details of this assessment are shown within Note 2 on page 58. The Board's assessment of liquidity risk, and details of the Company's policies for managing financial risk and its capital, are shown in Notes 15 and 16 on pages 69 to 76. Accordingly, the Directors believe that it is appropriate to continue to apply the going concern basis of accounting in preparing the annual Financial Statements.

Furthermore, the Directors have considered whether there are any material uncertainties that the Company may face during the twelve months from the date of approval of the financial statements that may impact on its ability to operate as a going concern. In particular, the Directors have continued to consider the impact of changes to VCT legislation. No further material uncertainties have been identified by the Board.

### Viability Statement

The Directors have assessed the prospects of the Company over the three-year period to 31 December 2026. The Directors believe a three-year period is appropriate given the frequency with which it is necessary to review and assess the impact of past, current and proposed regulatory changes. A period greater than three years is considered to be too uncertain for it to be meaningful. The Directors' assessment of viability has been made with reference to the Company's current position and prospects, the Company's present strategy, the Board's risk appetite and the Company's principal and emerging risks and how these are managed, as described on the preceding pages.

The Directors have carried out a robust assessment comparing emerging and principal risks facing the Company and these are listed on pages 30 and 31. Subsequent to this review they have a reasonable expectation that the Company will continue to operate and meet its liabilities, as they fall due, for the next three years.

The Board has focused upon the range of future investments that the Company will be permitted to fund under current VCT legislation. The Board anticipates that attractive returns should continue to be achievable from future investments and from the existing portfolio and will continue to monitor the investment programme, paying particular attention to the return potential and impact of growth capital investments. The Board considers that the Company's liquidity is currently more than adequate following the fundraising activity and recent investment disposals.

Subsequent to this review, the Board has a reasonable expectation that the Company will continue to operate and meet its liabilities, as they fall due, for the next three years.

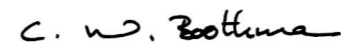
The Board is mindful of the risks contained therein, but considers that its actions to manage those risks provide reasonable assurance that the Company's affairs are safeguarded for the stated period and are appropriate, given the Company's Investment Policy and Objective of "providing investors with a regular income stream, by way of tax-free dividends generated from income and capital returns, while continuing, at all times, to qualify as a VCT".

Shareholders should be aware that, under the Company's Articles of Association ("Articles"), it is required to hold a continuation vote at the next AGM falling after the fifth anniversary of the last allotment of shares. As shares were last allotted in February 2023, this factor has not affected the Board's assumptions for the next two years.

### Future Prospects

For a discussion of the Company's future prospects, please see the Chair's Statement on pages 2 to 5.

By order of the Board



**Clive Boothman**  
Chair

12 April 2024

## Board of Directors

### Clive Boothman

**Independent, Non-Executive Chair**

*Date of Appointment: 1 August 2015*

Clive has over 40 years' experience in the financial services industry, initially qualifying as a Chartered Accountant. He was with Schroders from 1983 for seventeen years during which time he was variously Managing Director of Schroder Unit Trusts Limited for ten years and Managing Director of their international Private Client Group for the final two years. Since leaving Schroders, he has been Chief Executive of the stockbroker Gerrard Limited (2000 – 2001) and the fund platform Cofunds Limited (2002 – 2003). From 2004 – 2014 he helped establish and was Non-Executive Chair of Investment Funds Direct Limited, an investment wrap platform. Since 2014 he has been Non-Executive Chair of Platform One Group Limited, a UK and International wrap platform and a director of a number of its subsidiaries.

### Bridget Guérin

**Independent, Non-Executive Director and Chair of Nomination and Remuneration and Management Engagement Committees**

*Date of Appointment: 1 July 2004*

Bridget has over 30 years' experience in the financial services industry. She was Managing Director of Matrix Money Management Limited between June 1999 and March 2011 and sat on the Matrix Group Board between 2000 and 2009. Bridget was also a director of Matrix Income & Growth 3 VCT plc which was merged with the Company in May 2010. Prior to joining Matrix, Bridget gained 14 years' of retail investment fund experience at Schroder Unit Trusts Limited, Ivory & Sime and County NatWest. She also sat on the Board of Charles Stanley PLC as a Non-Executive Director between 2012 and 2020 and was a Non-Executive Director and Chair of Schroder Income Growth Fund plc between 2012 and 2022. Bridget was a Non-Executive Director Chair of Troy Income & Growth Trust plc until the merger with STS Global Income & Growth Trust and is now a Non-Executive of that company. She is a Non-Executive Director of Invesco Perpetual UK Smaller Companies Investment Trust plc both of which are London listed investment trusts. She is the Non-Executive Chair of York Racecourse and a trustee of the York Racecourse Pension Fund.

### Lucy Armstrong

**Independent, Non-Executive Director and Chair of Audit Committee**

*Date of Appointment: 1 March 2022*

Lucy has spent over 30 years working with mid-corporate businesses to accelerate their development and success by focussing on shareholder and management development and succession. Her experience ranges from funding start-up and early-stage manufacturing businesses in the North East through to mergers and disposals of international operations. The organisations she is currently engaged with include Port of Tyne, Holker Estates, Cyberhawk and Caspian Learning. She is also Chair at Everflow Holdings Limited. Her early career was in private equity, corporate development and headhunting with 3i plc, Courtaulds Textiles and Tyzack.

Lucy was educated at Oxford University and holds an MBA and an MSc in forensic psychology and criminology.

# Directors' Report

The Directors present the Annual Report and Audited Financial Statements of the Company for the year ended 31 December 2023.

The Corporate Governance Statement on pages 38 and 39, and the Report of the Audit Committee on pages 41 and 42, form part of this Directors' Report.

The Board believes that the Annual Report and Financial Statements taken as a whole is fair, balanced and understandable and provides the information necessary for Shareholders to assess the Company's position, performance, business model and strategy.

The Company is registered in England and Wales as a Public Limited Company (registration number 5153931).

The Company has satisfied the requirements for full approval as a Venture Capital Trust under section 274 of the Income Tax Act 2007 ("ITA"). It is the Directors' intention to continue to manage the Company's affairs in such a manner as to comply with section 274 of the ITA.

To enable capital profits to be distributed by way of dividends, the Company revoked its status as an investment company as defined in section 833 of the Companies Act 2006 ("the Companies Act") on 19 December 2007. The Company does not intend to re-apply for such status.

## Share capital

The Company's Ordinary shares of 1 penny each ("shares") are listed on the London Stock Exchange ("LSE").

## Issued share capital

The issued share capital of the Company as at 31 December 2023 was £1,642,852 (2022: £1,567,186) and the number of shares in issue at this date was 164,285,230 (2022:156,718,602).

## Buyback of shares

The following disclosure is made in accordance with Part 6 of Schedule 7 of The Large and Medium-sized Companies and Groups (Accounts and Reports) Regulations 2008 (as amended in 2013).

The reason the Company makes market purchases of its own shares is to enhance the liquidity of the Company's shares and to seek to manage the level and volatility of the discount to Net Asset Value at which the Company's shares may trade.

At the Annual General Meeting of the Company held on 24 May 2023, Shareholders granted the Company authority, pursuant to section 701 of the Companies Act, to make market purchases of up to 25,287,888 of its own shares, representing 14.99% of the issued share capital of the Company at that date.

Such authority has been in place throughout the year under review and a resolution to renew this authority will be proposed to Shareholders at the forthcoming Annual General Meeting to be held on 20 May 2024.

During the year under review, the Company bought back 4,413,159 (2022: 1,663,597) of its own shares at an average price of 57.16 (2022: 65.66) pence per share and a total cost of £2,547,257 including expenses (2022: £1,070,900). All shares bought back by the Company were subsequently cancelled.

## Substantial interests

As at the date of the Report, the Company had not been notified of any beneficial interest exceeding 3% of the issued share capital.

## Dividends

Shareholders received interim dividends in respect of the year ended 31 December 2023 of 5.00 pence per share on 26 May 2023 and 4.50 pence per share on 8 November 2023 respectively.

## Directors

The Board has considered its composition and is satisfied that it comprises a good balance of experience in the different areas of the Company's activity. This matter will be kept under continual review.

The names, dates of appointment and brief biographical details of each of the Directors are given on page 33 of this Annual Report. Further details of each Director's interests in the Company's shares are set out on page 45 of the Directors' Remuneration Report.

The powers of the Directors have been granted by company law, the Company's Articles of Association and resolutions passed by the Company's members in general meeting.

Resolutions are proposed annually at each Annual General Meeting of the Company to authorise the Directors to allot shares, disapply pre-emption rights of members and buyback the Company's own shares on behalf of the Company. These authorities are currently in place and resolutions to renew them will be proposed at the Annual General Meeting of the Company to be held on 20 May 2024.

## Disclosure of Information to the Auditor

So far as each of the Directors that were in office at 31 December 2023 are aware, there is no relevant audit information of which the external auditor is unaware. They have individually taken all the steps that they ought to have taken as Directors in order to make themselves aware of any relevant audit information and to establish that the Company's auditor is aware of that information.

## Directors' and officers' liability insurance

The Company maintains a Directors' and Officers' liability insurance policy. The policy does not provide cover for fraudulent or dishonest actions by the Directors.

## Directors' indemnity

The Company's Articles grant the Board, subject to the provisions of UK legislation, the power to indemnify Directors of the Company out of the assets of the Company. No such indemnity is currently in place.

## Policies

### Anti-bribery policy

The Company has adopted a zero-tolerance approach to bribery and has established an anti-bribery policy and procedures, copies of which are available in the Corporate Governance section of the Company's website: [www.migvct.co.uk](http://www.migvct.co.uk).

### Anti-Tax Evasion

The Company has also adopted a zero-tolerance approach to tax evasion in compliance with the Criminal Finance Act 2017 and the corporate criminal offence of failing to take reasonable steps to prevent the facilitation of tax evasion. The Company has applied due diligence procedures, taking an appropriate risk-based approach, in respect of persons who perform or will perform services on behalf of the Company, in order to mitigate risks.

### Whistleblowing policy

The Board has considered the recommendation made in the UK Corporate Governance Code with regard to a policy on whistleblowing and has reviewed the arrangements at the Investment Adviser under which staff may, in confidence, raise concerns. It has concluded that adequate arrangements are in place at the Investment Adviser for the proportionate and independent investigation of such matters and, where necessary, for appropriate follow-up

action to be taken by the Investment Adviser. The Board has also asked each of its service providers to confirm that they have a suitable whistle-blowing policy in place.

## Financial Risk Management

The main risks arising from the Company's financial instruments are due to investment risk, fluctuations in the market price and interest rates, credit risk and liquidity risk. The Board regularly reviews and agrees policies for managing these risks and full details can be found in Note 15 to the Financial Statements on pages 69 to 75 of this Annual Report.

## Environmental and social responsibility, climate change, human rights and global greenhouse gas emissions

The reporting requirements consistent with the Task Force on Climate-related Financial Disclosures, which do not currently apply to the Company, will be kept under review in light of any recommended changes. The Board has reviewed the Company's responsibilities in respect of these issues and concluded that, as an externally administered investment company, it is not appropriate for a company of its size and operations to develop policies on environmental and social responsibility, human rights and greenhouse emissions.

The Company has no greenhouse gas emissions to report given that it has no employees nor does it have responsibility for any other emissions producing sources under the Companies Act 2006 (Strategic Report and Directors' Reports) Regulations 2013, including within the Investment portfolio.

The Board does however seek to maintain high standards of conduct in respect of ethical, environmental, governance and social issues and to conduct the Company's affairs responsibly. It seeks to comply with appropriate industry standards and considers these matters carefully when making investment decisions. It encourages good practice within the companies in which the Company invests and seeks to avoid investing in certain opportunities which it considers to be unethical. This includes giving particular consideration to the inherent reputation of the sector (including past history, scandal or adverse media coverage), rapidly changing public perceptions of industry sectors or potential ethical concerns for wider stakeholders. The Investment Adviser has aligned its current ESG procedures and protocols to the high standards of Gresham House Limited. The Investment Adviser believes that this approach will contribute towards the enhancement of shareholder value going forward.

The Company does not fall within the scope of The Companies (Directors' Report) and Limited Liability Partnerships (Energy and Carbon Report) Regulations 2018 effective as of 1 April 2019 which implements the Government's policy on Streamlined Energy and Carbon Reporting, replacing the Carbon Reduction Commitment Scheme. The 2018 Regulations require companies that have consumed over 40,000 kilowatt-hours of energy to include energy and carbon information in their Directors' Report. This does not apply to the Company as it qualifies as a low energy user.

## Post balance sheet events

For a full list of the post balance sheet events that have occurred since 31 December 2023, please see Note 17 to the Financial Statements on page 76.

## Articles of Association

The Company may amend its Articles of Association by special resolution in accordance with section 21 of the Companies Act. No amendments are proposed for approval at the forthcoming AGM.

## Annual General Meeting

The Notice of the Annual General Meeting, which will be held at 1.00 pm on Monday, 20 May 2024 on the 2nd Floor, Central Point, 35 Beech Street, London EC2Y 8AD, a short walk from Barbican Tube Station on the Circle, Metropolitan and Hammersmith & City tube lines, is set out on pages 79 to 81 of this Annual Report. A joint presentation by the Investment Adviser to the Company and Mobeus Income & Growth 4 VCT plc Shareholders will take place at 1.30 pm and a light lunch will be available.

A webcast of the Annual General Meeting will also be available and details of how to join the webcast will be shown on the Company's website. If possible, Shareholders intending to join the Meeting by means of the webcast (which would be as an attendee only) are requested to join at least ten minutes prior to the commencement of the Annual General Meeting at 1.00 pm on Monday, 20 May 2024. Where a member intends to join the Annual General Meeting by means of the webcast, they shall be permitted to ask questions at the Annual General Meeting but shall not be entitled to vote on resolutions at the Annual General Meeting (and are, therefore, encouraged to lodge their proxy vote and appoint the Chair of the Annual General Meeting as their proxy).

A proxy form for the meeting is enclosed separately with Shareholders' copies of this Annual Report.

Proxy votes may be submitted electronically via the Cityhub Investor Portal at <https://proxy-mig.cpip.io> and you will need your City Identification Number (CIN) available in the letter dated 14 December 2023 or from City's Hub if you have registered, and also the access code in the cover letter or email sent to notify you of the publication of the Company's Annual Report. Shareholders may also request a hard copy proxy form by contacting the Company's Registrar, City, using their details as stated on page 88. Shareholders are encouraged to lodge their proxy vote and appoint the Chair of the Meeting as their proxy, as soon as possible.

Shareholders may send any questions on the resolutions proposed to the following email address: [AGM@greshamhouse.com](mailto:AGM@greshamhouse.com) and a response will be provided prior to the deadline for lodging their proxy vote. Voting on the resolutions will be conducted at the meeting on a show of hands.

Resolutions 1 to 7 are being proposed as ordinary resolutions requiring more than 50% of the votes cast at the meeting to be in favour and resolutions 8 and 9 will be proposed as special resolutions requiring the approval of at least 75% of the votes cast at the meeting.

The following is an explanation of the business to be proposed:

### Resolution 1 – To receive the Annual Report and Financial Statements

The Directors are required to present the Financial Statements, Directors' report and Auditor's report for the financial year ended 31 December 2023 to the meeting.

### Resolution 2 – To approve the Directors' Annual Remuneration Report

Under section 420 of the Companies Act 2006 (the "Act"), the Directors must prepare an annual report detailing the remuneration of the Directors and a statement by the Chair of the Nomination and Remuneration Committee (together the "Directors' Remuneration Report"). The Act also requires that a resolution be put to Shareholders each year for their approval of that report. The Directors' Remuneration Report can be found on pages 43 to 46. Please note that Resolution 2 is an advisory vote only.

### Resolutions 3 to 5 – To re-elect the Directors

All Directors have agreed to retire annually from the Board under the requirements of principle 7 of the AIC Code and the Company's policy on tenure. This is in line with the

# Directors' Report

recommendation of provision 18 of the revised UK Corporate Governance Code, published in July 2018, and which applied to the Company from 1 January 2019 onwards. Being eligible, each of the remaining Directors are offering themselves for re-election.

The Board does not believe that the length of service of any of the non-executive directors has a negative effect on their independence and is satisfied with the balance of experience on the current Board.

**Clive Boothman** - Following a review of his performance, the remaining Directors agree that Clive continues to carry out his duties effectively and makes a substantial contribution to the Company's long-term sustainable success. The remaining Directors are confident that he is a strong and effective director and have no hesitation in recommending his re-election to Shareholders.

**Bridget Guérin** – Following a performance review, the remaining Directors agree that Bridget continues to make a substantial contribution to the work of the Board as Chair of the Nomination and Remuneration and Management Engagement Committees and continues to demonstrate commitment to her role. As per the 2019 AIC Code of Corporate Governance, the Board would like to state that, having served on the Board for a period of more than 9 years, they remain satisfied that Bridget provides invaluable experience and remains independent. Given the merger discussions taking place with Mobeus Income & Growth 2 VCT plc, Bridget has kindly agreed to remain a director until either a decision not to merge is made or the transaction completes later in 2024. The remaining Directors have no hesitation in recommending her re-election to Shareholders.

**Lucy Armstrong** - Following a review of her performance, the other Directors agree that Lucy carries out her duties effectively and makes a substantial contribution to the Company's long-term sustainable success as Chair of the Audit Committee. The remaining Directors are confident that she is a strong and effective director and have no hesitation in recommending her re-election to Shareholders.

**Resolution 6 – To reappoint BDO LLP as auditor of the Company, to hold office until the conclusion of the next annual general meeting at which accounts are laid before the Company and to authorise the Directors to determine the remuneration of the auditor.**

At each meeting at which the Company's accounts are presented to its members,

the Company is required to appoint an auditor to serve until the next such meeting. The Board, on the recommendation of the Audit Committee, recommends the reappointment of BDO LLP. This resolution also gives authority to the Directors to determine the remuneration of the auditor. For further information, please see the Report of the Audit Committee on pages 41 to 42.

**Resolution 7 – Authority to allot shares in the Company and Resolution 8 – Disapplication of pre-emption rights of members**

These two resolutions grant the Directors the authority to allot shares for cash to a limited and defined extent otherwise than pro rata to existing Shareholders.

Resolution 7 will enable the Directors to allot new shares up to an aggregate nominal amount of £547,617 representing approximately one-third of the existing issued share capital of the Company as at the date of the Notice convening the Annual General Meeting.

Under section 561(1) of the Companies Act, if the Directors wish to allot new shares or sell or transfer treasury shares for cash they must first offer such shares to existing Shareholders in proportion to their current holdings. It is proposed by Resolution 8 to sanction the disapplication of such pre-emption rights in respect of the allotment of equity securities:

- (i) with an aggregate nominal value of up to, but not exceeding, £164,285 (representing approximately 10% of the existing issued share capital of the Company) in connection with offer(s) for subscription; and
- (ii) otherwise than pursuant to (i) above, of equity securities with an aggregate nominal value of up to, but not exceeding, 10% of the issued share capital of the Company from time to time,

in each case where the proceeds may be used in whole or part to purchase the Company's shares in the market. The Company normally allots shares at prices based on the prevailing net asset value per share of the existing shares on the date of the allotment (plus costs).

The Directors thus seek to manage any potential dilution of existing shareholdings as a result of the disapplication of members' pre-emption rights proposed in Resolution 8.

The Company does not currently hold any shares as treasury shares.

Both of these authorities, unless previously renewed, varied or revoked, will expire on the date falling fifteen months after the passing of the resolution or, if earlier, on the conclusion of the Annual General Meeting of the Company to be held in 2025. However, the Directors may allot securities after the expiry dates specified above in pursuance of offers or agreements made prior to the expiration of these authorities. Both resolutions generally renew previous authorities approved by Shareholders at the Annual General Meeting of the Company held on 24 May 2023 and are intended to be used for the purposes of offer(s) for subscription.

**Resolution 9 - Authority to purchase the Company's own shares**

This resolution authorises the Company to purchase its own shares pursuant to section 701 of the Act. The authority is limited to the purchase of an aggregate of 24,626,356 shares (representing approximately 14.99% of the issued share capital of the Company as at the date of the Notice convening the Annual General Meeting) or, if lower, such number of shares (rounded down to the nearest whole share) as shall equal 14.99% of the issued share capital at the date the resolution is passed. The maximum price that may be paid for a share will be the higher of:

- (i) an amount that is not more than 5% above the average of the middle market quotations of the shares as derived from the Daily Official List of the UK Listing Authority for the five business days preceding the date such shares are contracted to be purchased; and
- (ii) the price stipulated by Article 5(6) of the Market Abuse Regulation EU 596/2014 (as such Regulation forms part of UK law and as amended).

The minimum price that may be paid for a share is 1.00 penny, being the nominal value thereof.

Market liquidity in VCTs is normally very restricted. The passing of this resolution will enable the Company to purchase its own shares thereby providing a mechanism by which the Company may enhance the liquidity of its shares and seek to manage the level and volatility of the discount to NAV at which its shares may trade.

It is the Directors' intention to cancel any shares bought back under this authority. Shareholders should note that the Directors do not intend to exercise this authority unless they believe that to do so would result in an increase in net assets per share, which would be in the interests of Shareholders generally.

This resolution will expire on the date falling fifteen months after the passing of this resolution or, if earlier, on the conclusion of the Annual General Meeting of the Company to be held in 2025, except that the Company may purchase its own shares after this date in pursuance of a contract or contracts made prior to the expiration of this authority.

**Voting rights of Shareholders**

The Board recommends that Shareholders vote in favour of the resolutions to be proposed at the Annual General Meeting of the Company, as the Directors intend to do in respect of their own beneficial holdings of 490,477 shares (representing 0.3% of the issued share capital as at the date of publication).

Each Shareholder has one vote on a show of hands, and one vote per share held on a poll, at a general meeting of the Company. No member shall be entitled to vote or exercise any rights at a general meeting unless all shares held by them have been paid up in full. Any instrument of proxy must be deposited at the place specified by the Directors no later than 48 hours before the time fixed for the meeting (ignoring any part of a day that is not a working day).

**Restrictions on voting rights**

There are no restrictions on voting rights and no agreements between holders of securities that may prevent or restrict the transfer of securities or voting rights.

By order of the Board

**Gresham House Asset Management Limited**

Company Secretary

12 April 2024

# Corporate Governance Statement

## This Corporate Governance Statement forms part of the Directors' Report.

The Directors have adopted the Association of Investment Companies (AIC) Code of Corporate Governance 2019 ("the AIC Code") for the financial year ended 31 December 2023.

The Board has considered the principles and recommendations of the AIC Code by reference to the AIC Corporate Governance Guide for investment companies ("AIC Guide"). As well as setting out additional principles of the AIC Code, the AIC Guide provides an overview of best practice with reference to the UK Corporate Governance Code ("the UK Code") and considers how each of the UK Code's principles applies to Investment Companies. The AIC Code also includes additional principles and recommendations on issues that are of specific relevance to the Company as an investment company. The Board therefore considers that reporting against the AIC Code provides more relevant information to Shareholders.

The current version of the AIC Code was endorsed by the Financial Reporting Council (FRC) in February 2019. The FRC has confirmed that in adopting the AIC Code, the Company will meet its obligations in relation to the reporting requirements of the Financial Conduct Authority's Listing and Disclosure and Transparency Rules on corporate governance and the UK Corporate Governance Code published in July 2018.

The AIC Code can be viewed on the AIC's website at [www.theaic.co.uk/aic-code-of-corporate-governance](http://www.theaic.co.uk/aic-code-of-corporate-governance).

### Statement of compliance

The Board considers that the Company has complied with the recommendations of the AIC Code and the relevant provisions of the UK Code throughout the year under review in accordance with the FCA's Disclosure and Transparency Rule (DTR) 7.2. A table providing further explanations of how the Company has complied with the AIC Code during the year is available in the Corporate Governance section of the Company's website: [www.migvct.co.uk](http://www.migvct.co.uk).

As an externally managed VCT, most of the Company's operations are delegated to third parties and the Company has no executive directors, employees or internal operations. The Board has therefore concluded, for the reasons set out in the AIC Guide, and explained in the UK Code, that the specific provisions of the UK Code that relate to the requirements for an internal audit function, the role of the chief executive, senior independent director and executive directors' pay are

not relevant to the Company. The Company has therefore not reported further in respect of these provisions.

### Internal control

The Board acknowledges that it is responsible for the Company's system of internal control and for reviewing its effectiveness. Internal control systems are designed to manage the specific needs of the Company and the risks to which it is exposed and can by their nature only provide reasonable and not absolute assurance against material misstatement or loss.

The system aims to ensure the maintenance of proper accounting records, the reliability of the financial information used for publication and upon which business decisions are made, and that the assets of the Company are safeguarded. The financial controls operated by the Board include the authorisation of the investment strategy and regular reviews of the financial results and investment performance.

The Board has put in place ongoing procedures for identifying, evaluating and managing the significant risks faced by the Company. As part of this process, an annual review of the control systems is carried out. The review covers a consideration of the key business, operational, compliance and financial risks facing the Company and includes a review of the risks in relation to the financial reporting process. The Board reviews a schedule of key risks and the management accounts at each quarterly board meeting. Assisted by the Audit Committee, it carries out separate assessments in respect of the annual and half-year reports and other published financial information.

The Board has contractually delegated to Gresham House, the management of the investment portfolio, the day-to-day accounting, company secretarial and administration requirements and to City Partnership (UK) Limited for the registrar services.

The system of internal control and the procedure for the bi-annual review of control systems has been in place and operational throughout the year under review and up to the date of this Report. An assessment of the effectiveness of internal controls in managing risk was conducted on the basis of reports from Gresham House on 3 April 2024. The Board has identified no significant problems with the Company's internal control mechanisms.

### Financial risk management

The main risks arising from the Company's financial instruments are investment risk, fluctuations in the market price and interest rates, credit risk and

liquidity risk. The Board regularly reviews and agrees policies for managing these risks and full details can be found in Note 15 to the Financial Statements on pages 69 to 75 of this Annual Report.

### Section 172 Director Duties

The Directors continue to have regard to the interests of the Company's Shareholders and other stakeholders, including the impact of its activities on the community, environment and the Company's reputation, when making decisions. The Directors, acting fairly and in good faith, consider what is most likely to promote the success of the Company for its members and stakeholders in the long-term. Further details can be found in the table on pages 27 to 29.

### Investment management and service providers

The Directors carry out an annual review of the performance of and contractual arrangements with the Investment Adviser. The annual review of the Investment Adviser forms part of the Board's overall internal control procedures discussed above. As part of this review, the Board considers the quality and continuity of the investment management team, investment performance, quality of information provided to the Board, remuneration of the Investment Adviser, the investment process and the results achieved to date. A review of the performance of the Company is included in the Strategic Report on pages 23 to 25. The Board concluded that the Investment Adviser had performed consistently well over the medium-term and delivered above target dividend returns to Shareholders in the year under review. The Company remains informed and well-positioned to maintain compliance with VCT tax legislation.

The Board places significant emphasis on the Company's performance against its peers and further information on this has been included in the Strategic Report on page 23. The Board further considered the Investment Adviser's commitment to the promotion of the Company and was satisfied that this was well prioritised by the Investment Adviser as evidenced by, inter alia, the Mobeus VCT fundraisings which have taken place between 2010 and 2023 and the annual Shareholder events.

The Board considers that the Investment Adviser continued to exercise independent judgement while producing valuations which reflect fair value.

Overall, the Board has continued to believe that the Investment Adviser possesses the experience, knowledge and resources that are required to support the Board in achieving the Company's long term investment

objectives. The Directors therefore believe that the continued appointment of the Investment Adviser to the Company on the terms currently agreed is in the interests of Shareholders, and this was formally approved by the Management Engagement Committee and the Board on 9 November 2023.

The principal terms of the Company's Investment Advisory Agreement are set out in Note 4 to the Financial Statements on pages 59 to 60 of this Annual Report. The Board seeks to ensure that the terms of these agreements represent an appropriate balance between cost and the incentivisation of the Investment Adviser.

### Fees paid to the Investment Adviser

The fees paid to the Investment Adviser are set out in Note 4 to the Financial Statements on pages 59 to 60.

In addition, the Investment Adviser received fees totalling £415,975 during the year ended 31 December 2023 (2022: £382,312), being £128,836 (2022: £99,071) in advisory and arrangement fees and £287,139 (2022: £282,241) in Non-Executive Directors' fees for its partners, and other senior managers, to sit on a number of investee company boards. These amounts are the share of such fees attributable to investments made by the Company. These figures are not part of the Financial Statements.

### Co-investment Scheme

The Board is keen to ensure that the Investment Adviser retains a motivated and incentivised investment team which can generate attractive future returns for the Company. To improve the alignment of interests with Shareholders, on 26 July 2023, the Boards of the four Mobeus VCTs released a joint announcement detailing the adoption of a Co-investment incentive scheme ("the Scheme") under which members of the Investment Adviser's VCT investment and administration team will invest their own money into a proportion of the ordinary shares of each investment made by the Mobeus VCTs (the co-investment under the Scheme will represent 8% of the four VCTs' overall ordinary share investment in an investee company).

The Scheme applies to investments made on or after 26 July 2023, such co-investment to be at the same time and on substantially the same terms as the investment by the Mobeus VCTs. The Board will keep the Scheme arrangements under regular review.

### Alternative Investment Fund Manager ("AIFM")

The Board appointed the Company as its own AIFM in compliance with the European Commission's Alternative

Investment Fund Management Directive with effect from 22 July 2014. The Company is registered as a small AIFM and is therefore exempt from the principal requirements of the Directive. Gresham House continues to provide investment advisory and administrative services to the Company.

However, in order for the Company to continue to discharge its safekeeping responsibilities for the documents of title to its investments, it has contracted a third-party, Apex Group, to act as custodian.

### The Board and its Committees

The Directors of the Company are all independent Non-Executive Directors.

### Operation of the Board

In regard to the tenure of the Board, the length of service of all directors is considered on an ongoing basis, with the Nomination and Remuneration Committee giving consideration to succession and composition at its year-end meeting, in compliance with the AIC Code of Corporate Governance guidance.

### Performance Review

In accordance with The UK Corporate Governance Code, each year a formal performance review is undertaken of the Board as a whole, its Committees and each of the directors. The Board consider and discuss the review and an action plan is agreed if appropriate. There were no issues requiring action following the recent review. The performance of the Chair was evaluated by the other Directors. The Board also conducts an evaluation of the Investment Adviser, and feedback of the results is provided to Gresham House.

The Board also annually reviews the constitution and strategy of the Company.

The Board has agreed a schedule of matters specifically reserved for decision by the Board. These include: compliance with the requirements of the Companies Act 2006 and the Income Tax Act 2007, the UK Listing Authority and the London Stock Exchange; strategy and management of the Company; changes relating to the Company's capital structure or its status as a plc; financial reporting and controls; Board and committee appointments as recommended by the Nomination and Remuneration Committee and terms of reference of committees; and considering Shareholder communications, material contracts of the Company and contracts of the Company not in the ordinary course of business.

The Board has agreed that the Investment Adviser takes the initiative on most aspects of the Company's operations, under the guidance and

formal approval of the Board. The Board has agreed policies with the Investment Adviser covering key operational issues.

### Diversity and inclusion

	Number of board members	Percentage of the board	Number of senior positions on the Board
Men	1	33.34%	Not applicable
Women	2	66.66%	See paragraph below
Not specified/ prefer not to say			

In accordance with Listing Rule 9.6.8R, the Board reports that as an externally managed Company, there are no executive management roles such as CEO or CFO and therefore, as allowed under the above rule, the Board do not need to report against this target as it is not applicable. However, the roles within the Company which are senior, in addition to the Chair of the Company held by a man, are the Chair of the Audit, Nomination & Remuneration and Investment Committees both of which are chaired by a woman, with the Audit Chair held by a woman at the year-end and continues to be so.

The Board only consists of three directors, all of whom are white and of British nationality and therefore there is no minority ethnic Board representation. The Board have committed to include diversity and inclusion for all their future recruitment.

Being a smaller Board does make it more challenging to achieve diversity however the Board is more diverse in other aspects as shown in the Directors' biographies on page 33.

### Board Committees

The Board has established three Committees: the Nomination and Remuneration Committee, the Management Engagement Committee and the Audit Committee, with responsibilities for specific areas of its activity. Each of the Committees has written terms of reference, which detail their authority and duties. Shareholders may obtain copies of these by making a written request to the Company Secretary or by downloading these documents from the Company's website: [www.migvct.co.uk](http://www.migvct.co.uk). The Board has satisfied itself that each of its Committees has sufficient resources to undertake its duties.

Full descriptions of the work of the Audit and Nomination and Remuneration Committees are set out in the Report of

# Corporate Governance Statement

the Audit Committee and the Director's Remuneration Report on pages 41 to 42 and 43 to 46 respectively, of this Annual Report.

The Board's gender split remains the same, with a majority of two female Directors and one male Director.

## Management Engagement Committee

The Management Engagement Committee is chaired by Bridget Guérin and comprises all three independent Directors.

The Committee meets at least annually to review the Company's contracts with its service providers and at other times as and when necessary and makes recommendations to the Board.

By order of the Board

## Gresham House Asset Management Limited

Company Secretary

12 April 2024

# Report of the Audit Committee

## This Report of the Audit Committee forms part of the Directors' Report.

The Audit Committee is chaired by Lucy Armstrong and comprises all three independent Directors. Due to there being only three directors appointed to the Company, it is appropriate that the Chair of the Board, who was independent upon his appointment, also be a member of the Audit Committee.

The composition of the Committee, their skills and experience are reviewed annually, or as and when required, and the Committee confirms that the current members are independent and appropriate, and the Chair possesses relevant financial experience.

The Committee's Key objectives are:

- monitoring and governance of the appropriateness of the Company's financial reporting;
- the performance of the auditor; and
- the internal controls and risk management.

The Committee's principal activities during the year are summarised below:

### Valuation of investments

The Investment Adviser prepared valuations of the investments in the portfolio at the end of each quarter and these were considered in detail and agreed by the Audit Committee for recommendation to the Board. The Committee continued to monitor the adequacy of the controls over the preparation of these valuations. As part of this process, it focused on ensuring that both the bases of the valuations and any assumptions used were reasonable and in accordance with the IPEV Valuation Guidelines. The Committee received a valuation review within a report from the external auditor as part of the year-end audit process. The report was discussed in full by the Committee, the Investment Adviser and with the Auditor as necessary.

### Financial statements

The Committee carefully reviewed the half-year and annual reports to Shareholders for the year under review before these were submitted to the Board for approval. Besides the subject of valuations referred to above, the Committee also considered whether the accounting policy in respect of revenue recognition had been satisfactorily applied, and whether all expenditure in the year had been included.

### Income from investee companies

The Committee notes that revenue from

investee company loan stock and dividends may be uncertain given the type of companies in which the Company invests. Dividends in particular may be difficult to predict. The payments received do have a direct impact on the level of income dividends the Company is able to pay to Shareholders. The Committee agrees policies for revenue recognition and reviews their application at each of its meetings. It considers schedules of income received and receivable from each of the investee companies and assesses, in consultation with the Investment Adviser, the likelihood of receipt of each of the amounts.

### Internal control

The Committee has monitored the system of internal controls throughout the year under review and as described in more detail in the Corporate Governance Statement on page 38. It received reports by exception on the Company's progress against its internal controls at its annual and half-year results meetings and reviews a schedule of key risks at the same time. A full review of the internal controls in operation by the Company was undertaken by the Committee on 3 April 2024.

The Board has identified the key risks faced by the Company and established appropriate controls. A list of the risks identified is set out on pages 30 to 31 of the Strategic Report. The Committee monitors these controls and reviews any incidences of non-compliance.

### Cyber Security

The Board has sought and obtained assurances during the year from the Investment Adviser, the Registrar and other service providers concerning their cyber security procedures and policies.

### Compliance with the VCT tests

The Company has engaged Philip Hare & Associates LLP ("PHA") as its VCT Status Tax Adviser to advise on its compliance with the legislative requirements relating to VCTs. PHA produce six-monthly reports on the Company's compliance with the VCT legislation which include a consideration of the Company's position against each of the VCT qualification tests. These reports were considered by the Audit Committee prior to presentation to the Board at the half and year-end stages.

### Going concern and long-term viability of the Company

The Board and the Committee monitored the Company's liquidity to satisfy themselves that the Company had an adequate level of resources for the foreseeable future. Consideration is

given to cash flow projections which included assumptions on, inter alia, projected levels of new investment and the ability of the Company to realise its existing investments; the Company's cash balances and holdings in money market funds; and projected levels of dividends and share buybacks. The Committee has again considered the requirement to publish a Viability Statement in the Annual Report and has advised the Board on its review of the viability of the Company and the wording of the statement (including the period to which the statement should relate).

### Counterparty risk

The Committee has given careful consideration to the credit worthy status of the financial institutions with whom the Company's cash resources have been placed. The Committee took into account factors such as maturity, interest rate and credit rating across a number of financial institutions. The Board has a policy of spreading risk by placing funds across a number of financial institutions. By instruction from the Board, the Company holds the majority of its funds in a number of AAA rated money market funds, as VCT legislation prevents cash being held in bank deposits on more than 7 days' notice.

### AIFM registration

The Committee continued to monitor the Company's obligations as its own Alternative Investment Fund Manager ("AIFM") in compliance with the European Commission's Alternative Investment Fund Manager's Directive.

The Company is registered as a small AIFM and is therefore exempt from the principal requirements of the Directive.

### Safekeeping of the Company's documents of title to its investments

The Committee has established procedures for the safekeeping of the Company's documents of title under a Safekeeping Agreement dated 17 February 2022 with Apex Fund and Corporate Services (Guernsey) Limited, for accessing and dealing with these documents.

### Relationship with the external auditor

The Committee is responsible for overseeing the relationship with the external Auditor, assessing the effectiveness of the external audit process and making recommendations on the appointment and removal of the external Auditor. It makes recommendations to the Board on the level of audit fees and the terms of

## Report of the Audit Committee

engagement for the Auditor. The external Auditor is invited to attend Audit Committee meetings, where appropriate, and also meets with the Committee and its Chair without representatives of the Investment Adviser being present if appropriate.

### Permissible non-audit services

The Board regularly reviews and monitors the external Auditor's independence and objectivity. As part of this it reviews the nature and extent of services supplied by the Auditor to ensure that independence is maintained.

The Committee has reviewed the implications of the Financial Reporting Council's ("FRC") Revised Ethical Reporting Standard 2019 effective from 5 March 2020. The Committee, based upon the review of this 2019 Ethical Standard, has decided to purchase certain non-audit services, such as tax compliance services and iXBRL tagging, from separate firms. The auditor is permitted to provide audit-related services in respect of the Half-Year Report (if requested by the Board), whereas PHA provides tax compliance services, and Arkk Consulting Limited, one of the Company's investee companies, provides the iXBRL tagging service.

### Re-appointment of the external auditor

The Committee undertook a review of the Auditor's performance during the 2023 audit and considered the effectiveness of the audit process. When assessing the effectiveness of the process, the Committee considers whether the auditor:

- met the agreed audit plan;
- demonstrated strong technical knowledge and a clear understanding of the business;
- indicated professional scepticism in key judgements and raised any significant issues in advance of the audit process commencing;
- allocated an audit team that is appropriately resourced;
- demonstrated a proactive approach to the audit planning process and engaged with the Committee Chair and other key individuals within the business;
- provided a clear explanation of the scope and strategy of the audit;
- demonstrated the ability to communicate clearly and promptly with the members of the Committee and the Investment Adviser and produce comprehensive reports on its findings;

- demonstrated that it has appropriate procedures and safeguards in place to maintain its independence and objectivity;
- charged justifiable fees in respect of the scope of services provided; and
- handled key audit issues effectively and responded robustly to the Committee's questions.

This review constituted the Audit Committee's annual assessment of the effectiveness of the external audit process. The Audit Committee concluded that the re-appointment of BDO LLP was in the best interests of the Company and Shareholders.

The Committee undertook an audit tender process in 2016 in compliance with the requirements on audit firm rotation under the European Audit Regulation Directive. As a consequence of that process, BDO were reappointed as independent auditor.

By order of the Board

Lucy Armstrong  
Chair of the Audit Committee

12 April 2024

## Directors' Remuneration Report

### I am pleased to introduce the Director's Remuneration Report for the financial year ended 31 December 2023.

Over the following pages we have set out the Company's forward-looking Directors' Remuneration Policy. The Directors' Annual Remuneration Report sets out in more detail how this Policy is being implemented.

As part of its annual review of Directors' remuneration, at its meeting on 7 November 2023, the Nomination and Remuneration Committee considered the aggregate level of remuneration for each director, which was increased in the previous year, and agreed no change in remuneration was necessary for the forthcoming year.

Following a review of the composition of the Board, the Directors have confirmed their belief that the current Board of three directors have the skills and experience to run the Company effectively, although an additional director may be appointed if the workload or mix of skills required make this necessary.

The table on page 45 shows the remuneration to be paid to each of the Non-Executive Directors in 2024. The table on page 45 shows the annual percentage change in remuneration paid to each of the Non-Executive Directors who have served during the year.

I would welcome any comments you may have.

Bridget Guérin  
Chair of the Nomination and Remuneration Committee

12 April 2024

### Introduction

This Report has been prepared by the Directors in accordance with the requirements of Schedule 8 of the Large and Medium-sized Companies and Groups (Accounts and Reports) Regulations 2013, the Companies Act 2006 ("the Companies Act") and the Listing Rules of the UK Listing Authority ("the Listing Rules"). The Company's independent Auditor is required to give its opinion on the specified information provided on Directors' emoluments and Directors' interests on page 45 and this is explained further in its report to Shareholders on pages 48 to 52.

### Directors' Remuneration Policy

The Remuneration Policy is set by the Board on the recommendation of the Committee. The level and make-up of remuneration is set at a point which is sufficient to attract, retain and motivate experienced directors of the quality required to run the Company successfully. When considering the level of Directors' fees, the Committee takes account of the workload and responsibilities of each role and the value and amount of time that a Director is required to commit to the Company. It considers the remuneration levels elsewhere in the Venture Capital Trust industry for companies of a similar size and structure and other relevant information. Supplements are paid to the Directors in respect of their chairmanships of the Board and its Committees as set out in the table on page 45.

The Directors' fees are reviewed annually in accordance with the Remuneration Policy. The Committee may choose to take independent advice where and when it considers it appropriate. However, the Committee has not considered it necessary to take any such advice during the year under review.

Since all the Directors are Non-Executive, the Company is not required to comply with the provisions of the Listing Rules, the UK Corporate Governance Code and the AIC Code of Corporate Governance in respect of directors' remuneration, except in so far as they relate specifically to Non-Executive Directors.

### Performance related remuneration

Whilst it is a key element of this policy to recruit directors of the calibre required to lead the Company in achieving its short and long-term objectives, no component of the fees paid is directly related to performance.

### Additional benefits

The Company does not have any schemes in place to pay any of the Directors' bonuses or benefits in addition to the Directors' fees. No arrangements have been entered into between the Company and the Directors to entitle them to compensation for loss of office. None of the Directors receive pension benefits from the Company and the Company has not granted any Director any options over the share capital of the Company. It is current Company policy not to pay travel or subsistence expenses to Directors in relation to their work for the Company although this is kept under review.

### Recruitment Remuneration

Any new director who may subsequently be appointed to the Board will be remunerated in line with the Remuneration Policy and the levels of remuneration stated therein as modified from time to time.

### Shareholders' views on remuneration

The Board prioritises the views of Shareholders and encourages free and frank discussion at general meetings of the Company. It takes Shareholders' views into account, where appropriate, when formulating its remuneration policy. Shareholders can contact the Chair or the Company Secretary, Gresham House, at any time by email using the address: [mobeusvcts@greshamhouse.com](mailto:mobeusvcts@greshamhouse.com).

### Directors' terms of appointment

All of the Directors are non-executive. The Articles of Association of the Company provide that directors may be appointed either by an ordinary resolution of the Company or by the Board, provided that a person appointed by the Board shall be subject to election at the first annual general meeting following their appointment.

The Articles also contain provisions whereby, subject to the Companies Act, one-third of the Directors retire from office by rotation at each annual general meeting. However, the Board has agreed that each of the Directors will offer themselves for re-election annually in accordance with the 2019 AIC Code.

All Directors receive a formal letter of appointment setting out the terms of their appointment, their specific duties and responsibilities and the fees pertaining to the appointment.

# Directors' Remuneration Report

Appointment letters for new directors stipulate that an assessment of the required time commitment be made prior to acceptance of the appointment to ensure that the individual is able to fulfil the role in light of their other existing commitments.

New directors are asked to undertake that they will have sufficient time to carry out their responsibilities to the Company and to disclose their other significant time commitments to the Board before appointment.

Each of the Director's appointments may be terminated by either party by giving not less than three months' notice in writing and in certain other circumstances. Copies of the Directors' appointment letters will be available for inspection at the place of the Annual General Meeting on 20 May 2024 from 12.30 pm.

## Shareholder approval of the Directors' remuneration policy

A resolution to approve the Directors'

Remuneration Policy as set out in the Annual Report for the year ended 31 December 2022 was approved by Shareholders at the AGM of the Company held on 24 May 2023. Proxy votes in favour of the resolution represented 96.1% of the votes received (including those who appointed the Chair to vote as his discretion) (against 3.9%). This policy applied throughout the year ended 31 December 2023.

The Company also received proxy votes in favour of the resolution representing 97.1% of the votes submitted (including those who appointed the Chair to vote at his discretion) (against: 2.9%).

An ordinary resolution for the approval of the Annual Remuneration Report will be proposed at the AGM of the Company to be held on 20 May 2024.

## Nomination and Remuneration Committee

The Committee comprises the full Board and is chaired by Bridget Guérin. All members of the Committee are considered to be independent of the Investment Adviser. The Committee meets at least once a year and is responsible for making recommendations to the Board on remuneration policy and reviewing the Policy's ongoing appropriateness and relevance. It carries out an annual review of the remuneration of the Directors and makes recommendations to the Board on the level of Directors' fees. It is responsible for the appointment of remuneration consultants, if this should be considered necessary, including establishing the selection criteria and terms of reference for such an appointment. However, it was not considered necessary to appoint any such consultants during the year under review. The Committee met twice during the year with full attendance from all its members.

As part of the annual review of directors' remuneration, at its meeting on 10 November 2023, the Committee noted the economic climate impacting on the Company's performance, and recommended to the Board that there be no fee increase for the forthcoming year.

In considering nominations, the Committee is responsible for making recommendations to the Board concerning the appointment of new directors to the Board and its committees; the periodic review of the composition of the Board and its committees; and the annual performance review of the Board, the Directors and the Chair. This includes the ongoing review of each Director's actual or potential conflicts of interest which may arise as a result of the external business activities of Board members.

## Audited information

### Annual percentage change in Directors' Remuneration

The following table sets out the annual percentage change in Directors' remuneration for the year to 31 December 2023:

	% change for the year to 31 December 2023	% change for the year to 31 December 2022	% change for the year to 31 December 2021
Clive Boothman	-	7.5%	-
Bridget Guérin	-	5.0%	-
Catherine Wall	n/a	n/a	-
Lucy Armstrong	-	-	n/a

The remuneration of the Directors contains no performance related variable element. As the Company has no employees, the directors do not consider it relevant to compare director fees against employee pay.

No sums were paid to third parties in respect of any of the Director's services during the year under review.

### Directors' interests in the Company's shares

The Company does not require the Directors to hold shares in the Company. The interests of the Directors (and their connected persons) in the shares of the Company at the beginning and end of the year are as set out in the table below:

	Shares held on: 31 December 2023	Shares held on: 31 December 2022
Clive Boothman	188,684*	188,684
Bridget Guérin	301,793	301,793
Lucy Armstrong	-	-

\* 27,621 shares are held in a nominee account.

## Future policy

The table below sets out details of each component of each Directors' pay package and the maximum amount receivable during the forthcoming year by each Director. The Nomination and Remuneration Committee and the Board review the fees paid to the Directors annually in accordance with the Remuneration Policy set out below and may decide that an increase in fees is appropriate in respect of subsequent years.

Director	Role	Components of Pay Package	Maximum payment per annum	Performance conditions
Clive Boothman	Chair	<b>Director's fee</b>	<b>£25,000</b>	None
		Supplement payable to Company Chair	£18,000	
		<b>Total</b>	<b>£43,000</b>	
Bridget Guérin	Chair of Nomination and Remuneration Committee and Management Engagement Committees	<b>Director's fee</b>	<b>£25,000</b>	None
		Supplements payable to Chair of the:		
		Nomination and Remuneration Committee	£3,250	
		Management Engagement Committee	£3,250	
<b>Total</b>	<b>£31,500</b>			
Lucy Armstrong	Chair of Audit Committee	<b>Director's fee</b>	<b>£25,000</b>	None
		Supplement payable to Chair of the Audit Committee	£11,500	
		<b>Total</b>	<b>£36,500</b>	
<b>Total fees payable</b>			<b>£111,000</b>	

## Company Objective

To provide investors with a regular income stream, by way of tax-free dividends generated from income and capital returns, while continuing at all times to qualify as a VCT.

## Remuneration Policy

To ensure that the levels of remuneration are sufficient to attract, retain and motivate directors of the quality required to manage the Company in order to achieve the Company's Objective.

## Directors' Annual Remuneration Report

This section of the report sets out how the Remuneration Policy, described on the previous pages, is being implemented.

A resolution to approve the Directors' Annual Remuneration Report as set out in the Annual Report for the year ended 31 December 2022 was approved by Shareholders at the AGM of the Company held on 24 May 2023.

The Board is required to ask Shareholders to approve the Remuneration Policy every three years. The Directors will therefore recommend that Shareholders approve the Policy again at the AGM of the Company to be held in 2026.

## Relative importance of spend on Directors' fees

Year ended	31 December 2023 £	31 December 2022 £
Total directors' fees	111,000	106,833
Dividends paid and payable in respect of the year	15,796,009	10,966,476
Share buybacks	2,547,257	1,070,900
<b>Directors' fees as a share of:</b>		
Closing net assets	0.1%	0.1%
Dividends paid and payable in respect of the year	0.7%	1.0%
Total fees and expenses <sup>1</sup>	4.1%	3.8%

<sup>1</sup> This figure is the combined total of Investment Adviser's fees and Other expenses disclosed in the Income Statement

## Directors' remuneration: 5-year comparison

	2023	2018	Change (%)
Director	25,000	25,000	0.0%
Supplement for Chair	18,000	15,000	20.0%
Supplement for Chair: Nomination and Remuneration and Management Engagement Committees	6,500	5,000	30.0%
Supplement for Chair: Audit Committee	11,500	10,000	15.0%



# Directors' Remuneration Report

## Directors' attendance at Board and Committee meetings in 2023

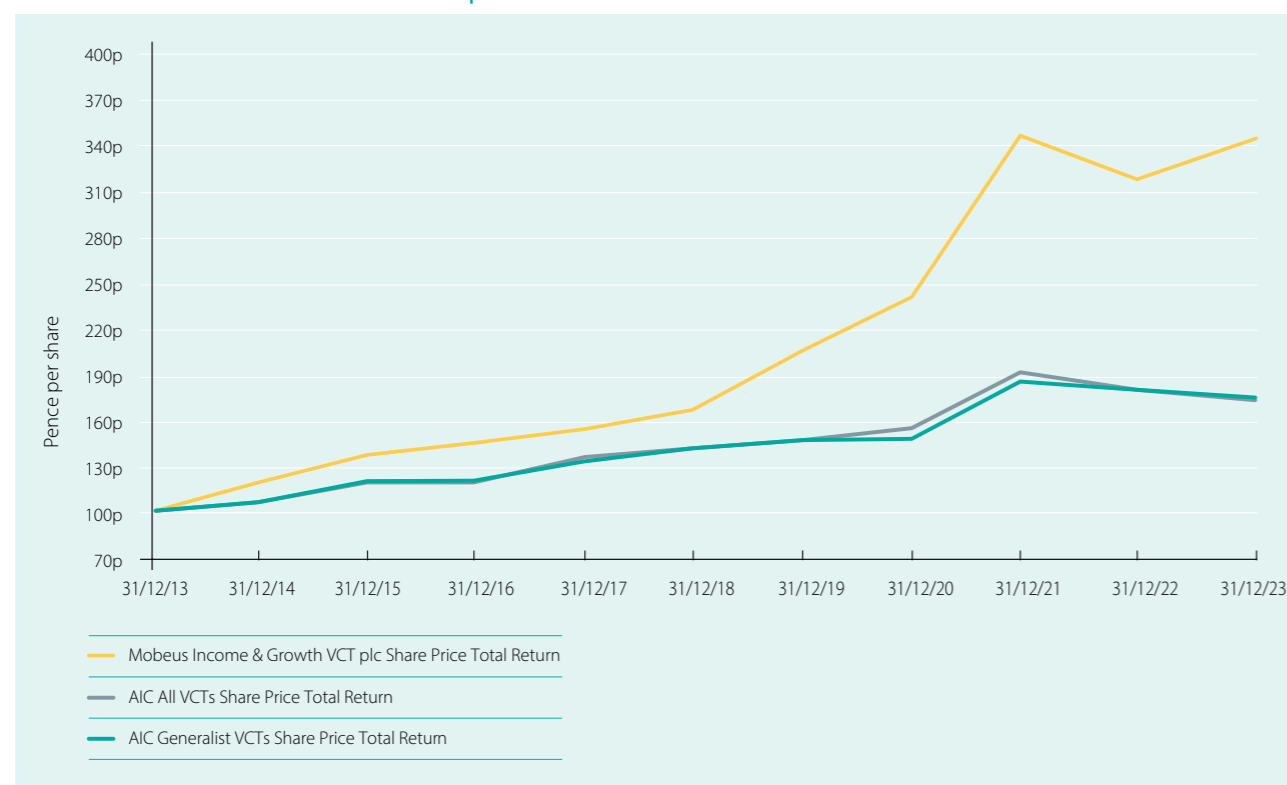
The table below sets out the Directors' attendance at quarterly Board meetings and Committee meetings held during the year to 31 December 2023. In addition to the quarterly Board meetings, the Board met on other occasions to consider specific issues as they arose.

Directors	Board Meetings		Audit Committee Meetings		Nomination and Remuneration Committee Meetings		Management Engagement Committee Meeting	
	Eligible	Attended	Eligible	Attended	Eligible	Attended	Eligible	Attended
Clive Boothman	4	4	2	2	2	2	1	1
Bridget Guérin	4	4	2	2	2	2	1	1
Lucy Armstrong	4	4	2	2	2	2	1	1

## Company performance

The graph below charts the Share Price total return of the Company (assuming all dividends are re-invested in shares in the Company on the last trading day of the month in which the shares were quoted ex-dividend) over the past ten years compared with that of an index of all VCTs and an index of generalist VCTs which are members of the AIC, based on figures provided by Morningstar. The Board considers these indices to be the most appropriate indices against which to measure the Company's relative performance over the medium to long-term. The total returns have each been re-based to 100 pence at 31 December 2013.

## Share Price Total Return Performance Graph



An explanation of the recent performance of the Company is given in the Chair's Statement on page 2, in the Investment Adviser's Review on pages 6 to 13 and in the Strategic Report on pages 23 to 25.

By order of the Board

**Gresham House Asset Management Limited**  
Company Secretary

12 April 2024

# Statement of Directors' Responsibilities

The Directors are responsible for preparing the Annual Report and the Financial Statements in accordance with applicable law and regulations.

Company law requires the Directors to prepare Financial Statements for each financial year and the Directors have elected to prepare the Financial Statements in accordance with United Kingdom Generally Accepted Accounting Practice (United Kingdom Accounting Standards and applicable law). Under company law the Directors must not approve the Financial Statements unless they are satisfied that they give a true and fair view of the state of affairs of the Company and of the profit or loss of the Company for that period.

In preparing these Financial Statements, the Directors are required to:

- select suitable accounting policies and then apply them consistently;
- make judgements and accounting estimates that are reasonable and prudent;
- state whether the Financial Statements have been prepared in accordance with United Kingdom accounting standards, subject to any material departures disclosed and explained in the Financial Statements;
- prepare the Financial Statements on the going concern basis unless it is inappropriate to presume that the Company will continue in business; and
- prepare a Strategic Report, a Director's Report and Directors' Remuneration Report which comply with the requirements of the Companies Act 2006.

The Directors are responsible for keeping adequate accounting records that are sufficient to show and explain the Company's transactions and disclose with reasonable accuracy at any time the financial position of the Company and enable them to ensure that the Financial Statements comply with the Companies Act 2006. They are also responsible for safeguarding the assets of the Company and hence for taking reasonable steps for the prevention and detection of fraud and other irregularities.

## Website publication

The Financial Statements are published on the Company's website at [www.migvct.co.uk](http://www.migvct.co.uk), which is maintained by the Investment Adviser. The maintenance and integrity of the website maintained by the Investment Adviser is, so far as it relates to the Company, the responsibility of the Investment Adviser. The work carried out by the Auditor does not involve consideration of the maintenance and integrity of this website and, accordingly, the Auditor accepts no responsibility for any changes that have occurred to the accounts since they were initially presented to the website. The accounts are prepared in accordance with UK legislation, which may differ from legislation in other jurisdictions.

## Directors' responsibilities pursuant to Disclosure and Transparency Rule 4 of the UK Listing Authority

The Directors confirm to the best of their knowledge that:

- The Financial Statements, which have been prepared in accordance with United Kingdom Generally Accepted Accounting Practice give a true and fair view of the assets, liabilities, financial position and the profit of the Company.

- The Annual Report includes a fair review of the development and performance of the business and the position of the Company, together with a description of the principal risks and uncertainties that it faces.

Having taken advice from the Audit Committee, the Board considers the Annual Report and Financial Statements, taken as a whole, is fair, balanced and understandable and that it provides the information necessary for Shareholders to assess the Company's position, performance, business model and strategy.

Neither the Company nor the Directors accept any liability to any person in relation to the Annual Report except to the extent that such liability could arise under English law.

The names and functions of the Directors are stated on page 33.

For and on behalf of the Board

*C. W. Boothman*

**Clive Boothman**  
Chair

12 April 2024

# Independent Auditor's Report to the Members of Mobeus Income & Growth VCT plc

## Opinion on the financial statements

In our opinion the financial statements:

- give a true and fair view of the state of the Company's affairs as at 31 December 2023 and of its profit for the year then ended;
- have been properly prepared in accordance with United Kingdom Generally Accepted Accounting Practice; and
- have been prepared in accordance with the requirements of the Companies Act 2006.

We have audited the financial statements of Mobeus Income & Growth VCT Plc ("the Company") for the year ended 31 December 2023 which comprise the Income Statement, Balance Sheet, Statement of Changes in Equity, Statement of Cash Flows and notes to the financial statements, including a summary of significant accounting policies. The financial reporting framework that has been applied in their preparation is applicable law and United Kingdom Accounting Standards, including Financial Reporting Standard 102 The Financial Reporting Standard applicable in the UK and Republic of Ireland (United Kingdom Generally Accepted Accounting Practice).

## Basis for opinion

We conducted our audit in accordance with International Standards on Auditing (UK) (ISAs (UK)) and applicable law. Our responsibilities under those standards are further described in the Auditor's responsibilities for the audit of the financial statements section of our report. We believe that the audit evidence we have obtained is sufficient and appropriate to provide a basis for our opinion. Our audit opinion is consistent with the additional report to the audit committee.

## Independence

Following the recommendation of the audit committee, we were appointed by the Board of Directors in 2004 to audit the financial statements for the year ended 30 September 2004 and subsequent financial periods. The period of total uninterrupted engagement, including retenders and reappointments is 20 years, covering the years ended 30 September 2004 to 31 December 2023. We remain independent of the Company in accordance with the ethical

requirements that are relevant to our audit of the financial statements in the UK, including the FRC's Ethical Standard as applied to listed public interest entities, and we have fulfilled our other ethical responsibilities in accordance with these requirements. The non-audit services prohibited by that standard were not provided to the Company.

## Conclusions relating to going concern

In auditing the financial statements, we have concluded that the Directors' use of the going concern basis of accounting in the preparation of the financial statements is appropriate. Our evaluation of the Directors' assessment of the Company's ability to continue to adopt the going concern basis of accounting included:

- Obtaining the VCT compliance reports prepared by management's expert during the year and as at year-end and reviewing their calculations to check that the Company was meeting its requirements to retain VCT status;
- Consideration of the Company's expected future compliance with VCT legislation, the absence of bank debt, contingencies and commitments and any market or reputational risks;
- Reviewing the forecasted cash flows that support the Directors' assessment of going concern, challenging assumptions and judgements made in the forecasts, and assessing them for reasonableness. In particular, we considered the available cash resources relative to the forecast expenditure which was assessed against the prior year for reasonableness; and
- Evaluating the Directors' method of assessing the going concern in light of market volatility and the present uncertainties in economic recovery created by rising inflation.

Based on the work we have performed, we have not identified any material uncertainties relating to events or conditions that, individually or collectively, may cast significant doubt on the Company's ability to continue as a going concern for a period of at least twelve months from when the financial statements are authorised for issue.

In relation to the Company's reporting on how it has applied the UK Corporate Governance Code, we have nothing material to add or draw attention to in relation to the Directors' statement in the financial statements about whether the Directors considered it appropriate to adopt the going concern basis of accounting.

Our responsibilities and the responsibilities of the Directors with respect to going concern are described in the relevant sections of this report.

## Overview

	2023	2022
<b>Key audit matters</b>	Valuation of unquoted investments	✓

**Materiality** *Company financial statements as a whole*  
£1.920m (2022: £1.093m) based on 2% of net assets, (2022: 2% of Investments).

## An overview of the scope of our audit

Our audit was scoped by obtaining an understanding of the Company and its environment, including the Company's system of internal control, and assessing the risks of material misstatement in the financial statements. We also addressed the risk of management override of internal controls, including assessing whether there was evidence of bias by the Directors that may have represented a risk of material misstatement.

## Key audit matters

Key audit matters are those matters that, in our professional judgement, were of most significance in our audit of the financial statements of the current period and include the most significant assessed risks of material misstatement (whether or not due to fraud) that we identified, including those which had the greatest effect on: the overall audit strategy, the allocation of resources in the audit, and directing the efforts of the engagement team. These matters were addressed in the context of our audit of the financial statements as a whole, and in forming our opinion thereon, and we do not provide a separate opinion on these matters.

Key audit matter	How the scope of our audit addressed the key audit matter
<p><i>Valuation of unquoted investments</i></p> <p>(Note 8 to the financial statements)</p> <p>We consider the valuation of unquoted investments to be the most significant audit area as there is a high level of estimation uncertainty involved in determining the unquoted investment valuations.</p> <p>There is also an inherent risk of management override arising from the unquoted investment valuations being prepared by the Investment Manager, who is remunerated based on the value of the net assets of the Company, as shown in note 4.</p> <p>For these reasons, we identified the valuation of unquoted investments as a key audit matter.</p>	<p>Our sample for the testing of unquoted investments was stratified according to risk considering, inter alia, the value of individual investments, the nature of the investment, the extent of the fair value movement and the subjectivity of the valuation technique.</p> <p>For all unquoted investments in our sample we:</p> <p>Challenged whether the valuation methodology was the most appropriate in the circumstances under the International Private Equity and Venture Capital Valuation ("IPEV") Guidelines and the applicable accounting standards. We have recalculated the value attributable to the Company, having regard to the application of enterprise value across the capital structures of the investee companies.</p> <p>For investments sampled that were valued using less subjective valuation techniques (cost and price of recent investment reviewed for changes in fair value) we:</p> <ul style="list-style-type: none"> <li>• Verified the cost or price of recent investment to supporting documentation;</li> <li>• Considered whether the investment was an arm's length transaction through reviewing the parties involved in the transaction and checking whether or not they were already investors of the investee Company;</li> <li>• Considered whether there were any indications that the cost or price of recent investment was no longer representative of fair value considering, inter alia, the current performance of the investee company and the milestones and assumptions set out in the investment proposal; and</li> <li>• Considered whether the price of recent investment is supported by alternative valuation techniques.</li> </ul> <p>For investments sampled that were valued using more subjective techniques (earnings multiples and revenue multiples) we:</p> <ul style="list-style-type: none"> <li>• Challenged and corroborated the inputs to the valuation with reference to management information of investee companies, market data and our own understanding and assessed the impact of the estimation uncertainty concerning these assumptions and the disclosure of these uncertainties in the financial statements;</li> <li>• Reviewed the historical financial statements and any recent management information available to support assumptions about maintainable revenues, earnings or cash flows used in the valuations;</li> <li>• Considered the revenue or earnings multiples applied and the discounts applied by reference to observable listed company market data; and</li> <li>• Challenged the consistency and appropriateness of adjustments made to such market data in establishing the revenue, cash flow or earnings multiple applied in arriving at the valuations adopted by considering the individual performance of investee companies against plan and relative to the peer group, the market and sector in which the investee company operates and other factors as appropriate.</li> </ul> <p>For investments that were valued at net asset value, we performed the following:</p> <ul style="list-style-type: none"> <li>• Obtained the 31 December 2023 management accounts and recalculated the Company's share of net asset value.</li> </ul> <p>Where appropriate, we performed a sensitivity analysis by developing our own point estimate where we considered that alternative input assumptions could reasonably have been applied and we considered the overall impact of such sensitivities on the portfolio of investments in determining whether the valuations as a whole are reasonable and free from bias.</p> <p><b>Key observations</b></p> <p>Based on the procedures performed we consider the unquoted investment valuations to be appropriate considering the level of estimation uncertainty.</p>

### Our application of materiality

We apply the concept of materiality both in planning and performing our audit, and in evaluating the effect of misstatements. We consider materiality to be the magnitude by which misstatements, including omissions, could influence the economic decisions of reasonable users that are taken on the basis of the financial statements.

In order to reduce to an appropriately low level the probability that any misstatements exceed materiality, we use a lower materiality level, performance materiality, to determine the extent of testing needed. Importantly, misstatements below these levels will not necessarily be evaluated as immaterial as we also take account of the nature of identified misstatements, and

the particular circumstances of their occurrence, when evaluating their effect on the financial statements as a whole.

Based on our professional judgement, we determined materiality for the financial statements as a whole and performance materiality as follows:

Company financial statements	2023 £m	2022 £m
Materiality	1,920	1,093
Basis for determining materiality	2% of Net assets	2% of Investments
Rationale for the benchmark applied	In setting materiality, we have had regard to the nature and disposition of the investment portfolio. Given that the Company's portfolio is comprised of unquoted investments which would typically have a wider spread of reasonable alternative possible valuations, we have applied a percentage of 2% of net assets.  The basis for setting materiality has been changed as net assets are considered to be the key area of focus for the users of the financial statements, given the nature of the entity.	In setting PY materiality, we have had regard to the nature and disposition of the investment portfolio. Given that the Company's portfolio is comprised of unquoted investments which would typically have a wider spread of reasonable alternative possible valuations, we have applied a percentage of 2% of Investments.
Performance materiality	1,440	0,819
Basis for determining performance materiality	75% of materiality	75% of materiality
Rationale for the percentage applied for performance materiality	The level of performance materiality applied was set after having considered a number of factors including the expected total value of known and likely misstatements and the level of transactions in the year.	The level of performance materiality applied was set after having considered a number of factors including the expected total value of known and likely misstatements and the level of transactions in the year.

### Reporting threshold

We agreed with the Audit Committee that we would report to them all individual audit differences in excess of £64k (2022: £54k). We also agreed to report differences below this threshold that, in our view, warranted reporting on qualitative grounds.

### Other information

The directors are responsible for the other information. The other information comprises the information included in the Annual report other than the financial statements and our auditor's report thereon. Our opinion on the financial statements does not cover the other information and, except to the extent otherwise explicitly stated in our report,

we do not express any form of assurance conclusion thereon. Our responsibility is to read the other information and, in doing so, consider whether the other information is materially inconsistent with the financial statements, our knowledge obtained in the course of the audit, or otherwise appears to be materially misstated. If we identify such material inconsistencies or apparent material misstatements, we are required to determine whether this gives rise to a material misstatement in the financial statements themselves. If, based on the work we have performed, we conclude that there is a material misstatement of this other information, we are required to report that fact.

We have nothing to report in this regard.

### Corporate governance statement

The Listing Rules require us to review the Directors' statement in relation to going concern, longer-term viability and that part of the Corporate Governance Statement relating to the Company's compliance with the provisions of the UK Corporate Governance Code specified for our review.

Based on the work undertaken as part of our audit, we have concluded that each of the following elements of the Corporate Governance Statement is materially consistent with the financial statements, or our knowledge obtained during the audit.

### Going concern and longer-term viability

- The Directors' statement with regards to the appropriateness of adopting the going concern basis of accounting and any material uncertainties identified [set out on page 32]; and
- The Directors' explanation as to their assessment of the Company's prospects, the period this assessment covers and why the period is appropriate [set out on page 32].

### Other Code provisions

- Directors' statement on fair, balanced and understandable [set out on page 47];
- Board's confirmation that it has carried out a robust assessment of the emerging and principal risks [set out on page 30];
- The section of the annual report that describes the review of effectiveness of risk management and internal control systems [set out on page 30]; and
- The section describing the work of the audit committee [set out on page 41]

### Other Companies Act 2006 reporting

Based on the responsibilities described below and our work performed during the course of the audit, we are required by the Companies Act 2006 and ISAs (UK) to report on certain opinions and matters as described below.

### Strategic report and Directors' report

In our opinion, based on the work undertaken in the course of the audit:

- the information given in the Strategic report and the Directors' report for the financial year for which the financial statements are prepared is consistent with the financial statements; and
- the strategic report and the Directors' report have been prepared in accordance with applicable legal requirements.

In light of the knowledge and understanding of the Company and its environment obtained in the course of the audit, we have not identified material misstatements in the strategic report or the Directors' report.

### Directors' remuneration

In our opinion, the part of the Directors' remuneration report to be audited has been properly prepared in accordance with the Companies Act 2006.

### Matters on which we are required to report by exception

We have nothing to report in respect of the following matters in relation to which the Companies Act 2006 requires us to report to you if, in our opinion:

- adequate accounting records have not been kept, or returns adequate for our audit have not been received from branches not visited by us; or
- the financial statements and the part of the Directors' remuneration report to be audited are not in agreement with the accounting records and returns; or
- certain disclosures of Directors' remuneration specified by law are not made; or
- we have not received all the information and explanations we require for our audit.

### Responsibilities of Directors

As explained more fully in the Directors' responsibilities statement, the Directors are responsible for the preparation of the financial statements for being satisfied that they give a true and fair view, and for such internal control as the Directors determine is necessary to enable the preparation of financial statements that are free from material misstatement, whether due to fraud or error.

In preparing the financial statements, the Directors are responsible for assessing the Company's ability to continue as a going concern, disclosing, as applicable, matters related to going concern and using the going concern basis of accounting unless the Directors either intend to liquidate the Company or to cease operations, or have no realistic alternative but to do so.

### Auditor's responsibilities for the audit of the financial statements

Our objectives are to obtain reasonable assurance about whether the financial statements as a whole are free from material misstatement, whether due to fraud or error and to issue an auditor's report that includes our opinion. Reasonable assurance is a high level of assurance but is not a guarantee that an audit conducted in accordance with ISAs (UK) will always detect a material misstatement when it exists.

Misstatements can arise from fraud or error and are considered material if, individually or in the aggregate, they could reasonably be expected to influence the economic decisions of users taken on the basis of these financial statements.

### Extent to which the audit was capable of detecting irregularities, including fraud

Irregularities, including fraud, are instances of non-compliance with laws and regulations. We design procedures in line with our responsibilities, outlined above, to detect material misstatements in respect of irregularities, including fraud. The extent to which our procedures are capable of detecting irregularities, including fraud is detailed below:

### Non-compliance with laws and regulations

Based on:

- Our understanding of the Company and the industry in which it operates;
- Discussion with management, those charged with governance, and the Audit Committee; and
- Obtaining and understanding of the Company's policies and procedures regarding compliance with laws and regulations,

we considered the significant laws and regulations to be the Companies Act 2006, the FCA listing and DTR rules, the principles of the UK Corporate Governance Code, industry practice represented by the Statement of Recommended Practice: Financial Statements of Investment Trust Companies and Venture Capital Trusts ("the SORP") and updated in 2022 with consequential amendments and the applicable financial reporting framework. We also considered the Company's qualification as a VCT under UK tax legislation.

Our procedures in respect of the above included:

- Agreement of the financial statement disclosures to underlying supporting documentation;
- Enquiries of management and those charged with governance relating to the existence of any non-compliance with laws and regulations;
- Obtaining the VCT compliance reports prepared by management's expert during the year and as at year-end and reviewing their

# Financial Statements

## Income Statement for the year ended 31 December 2023

	Notes	Year ended 31 December 2023			Year ended 31 December 2022		
		Revenue £	Capital £	Total £	Revenue £	Capital £	Total £
Net investment portfolio gains/(losses)	8	-	6,428,051	6,428,051	-	(18,554,354)	(18,554,354)
Income	3	2,655,018	-	2,655,018	2,588,860	-	2,588,860
Investment Adviser's fees	4a	(547,279)	(1,641,827)	(2,189,106)	(564,528)	(1,693,582)	(2,258,110)
Other expenses	4c	(541,369)	-	(541,369)	(567,503)	-	(567,503)
<b>Profit/(loss) on ordinary activities before taxation</b>		1,566,370	4,786,224	6,352,594	1,456,829	(20,247,936)	(18,791,107)
Tax on profit/(loss) on ordinary activities	5	(350,248)	350,248	-	(41,493)	41,493	-
<b>Profit/(loss) for the year and total comprehensive income</b>		<b>1,216,122</b>	<b>5,136,472</b>	<b>6,352,594</b>	<b>1,415,336</b>	<b>(20,206,443)</b>	<b>(18,791,107)</b>
<b>Basic and diluted earnings per ordinary share</b>	7	<b>0.73p</b>	<b>3.11p</b>	<b>3.84p</b>	<b>1.03p</b>	<b>(14.76)p</b>	<b>(13.73)p</b>

The revenue column of the Income Statement includes all income and expenses, save the proportion of the Investment Adviser's fee charged to capital. The capital column accounts for the net investment portfolio gains/(losses) (unrealised gains/(losses) and realised gains/(losses) on investments) and the proportion of the Investment Adviser's fee charged to capital.

The total column is the Statement of Total Comprehensive Income of the Company prepared in accordance with Financial Reporting Standards ("FRS"). In order to better reflect the activities of a VCT and in accordance with the 2014 Statement of Recommended Practice ("SORP") (updated in July 2022) by the Association of Investment Companies ("AIC"), supplementary information which analyses the Income Statement between items of a revenue and capital nature has been presented alongside the Income Statement. The revenue column of profit attributable to equity Shareholders is the measure the Directors believe appropriate in assessing the Company's compliance with certain requirements set out in Section 274 Income Tax Act 2007.

There is no other comprehensive income and therefore the return for the year is also the total comprehensive income for the year.

The Notes on pages 58 to 76 form part of these Financial Statements.

calculations to check that the Company was meeting its requirements to retain VCT status; and

- Reviewing minutes of meetings of those charged with governance throughout the period for instances of non-compliance with laws and regulations.

### Fraud

We assessed the susceptibility of the financial statement to material misstatement including fraud.

Our risk assessment procedures included:

- Enquiry with management and those charged with governance and the Audit Committee regarding any known or suspected instances of fraud;
- Obtaining an understanding of the Company's policies and procedures relating to:
  - Detecting and responding to the risks of fraud; and
  - Internal controls established to mitigate risks related to fraud.
- Review of minutes of meetings of those charged with governance for any known or suspected instances of fraud;
- Discussion amongst the engagement team as to how and where fraud might occur in the financial statements; and
- Considering performance incentive schemes and performance targets and the related financial statement areas impacted by these.

Based on our risk assessment, we considered the areas most susceptible to be valuation of unquoted investments and management override of controls.

Our procedures in respect of the above included:

- In addressing the risk of valuation of unlisted investments, the procedures set out in the key audit matter section in our report were performed;
- obtaining independent evidence to support the ownership of a sample of investments;

- recalculating investment management fees in total;
- making enquiries of the investment advisor about any known, suspected and alleged fraud;
- In addressing the risk of management override of control, we:
  - Considered the opportunity and incentive to manipulate accounting records;
  - Reviewed for significant transactions outside the normal course of business;
  - Reviewed the significant judgements made in the unlisted investment valuations and considering whether the valuation methodology is the most appropriate;
  - Considered any indicators of bias in our audit as a whole; and
  - Performed a review of unadjusted audit differences, if any, for indications of bias or deliberate misstatement.

We also communicated relevant identified laws and regulations and potential fraud risks to all engagement team members, who were deemed to have the appropriate competence and capabilities and remained alert to any indications of fraud or non-compliance with laws and regulations throughout the audit.

Our audit procedures were designed to respond to risks of material misstatement in the financial statements, recognising that the risk of not detecting a material misstatement due to fraud is higher than the risk of not detecting one resulting from error, as fraud may involve deliberate concealment by, for example, forgery, misrepresentations or through collusion. There are inherent limitations in the audit procedures performed and the further removed non-compliance with laws and regulations is from the events and transactions reflected in the financial statements, the less likely we are to become aware of it.

A further description of our responsibilities is available on the Financial Reporting Council's website at: [www.frc.org.uk/auditorsresponsibilities](http://www.frc.org.uk/auditorsresponsibilities). This description forms part of our auditor's report.

### Use of our report

This report is made solely to the Company's members, as a body, in accordance with Chapter 3 of Part 16 of the Companies Act 2006. Our audit work has been undertaken so that we might state to the Company's members those matters we are required to state to them in an auditor's report and for no other purpose. To the fullest extent permitted by law, we do not accept or assume responsibility to anyone other than the Company and the Company's members as a body, for our audit work, for this report, or for the opinions we have formed.

*BDO LLP*

**Vanessa Bradley**  
(Senior Statutory Auditor)

For and on behalf of BDO LLP, Statutory Auditor  
London, UK  
12th April 2024

BDO LLP is a limited liability partnership registered in England and Wales (with registered number OC305127).

## Balance Sheet as at 31 December 2023

Company No. 5153931

	Notes	31 December 2023 £	31 December 2022 £
<b>Fixed assets</b>			
Investments at fair value	8	64,143,695	54,690,078
<b>Current assets</b>			
Debtors and prepayments	10	172,465	207,835
Current asset investments	11	31,141,939	45,364,121
Cash at bank and in hand	11	847,342	357,292
		32,161,746	45,929,248
<b>Creditors: amounts falling due within one year</b>	12	(311,630)	(303,437)
<b>Net current assets</b>		31,850,116	45,625,811
<b>Net assets</b>		<b>95,993,811</b>	<b>100,315,889</b>
<b>Capital and reserves</b>			
Called up share capital	13	1,642,852	1,567,186
Capital redemption reserve		29,621	54,763
Share premium reserve		-	37,467,699
Revaluation reserve		23,361,271	15,194,553
Special distributable reserve		44,587,476	3,338,271
Realised capital reserve		24,159,893	40,442,486
Revenue reserve		2,212,698	2,250,931
<b>Equity Shareholders' funds</b>		<b>95,993,811</b>	<b>100,315,889</b>
<b>Basic and diluted net asset value per ordinary share</b>	14	<b>58.43p</b>	<b>64.01p</b>

The Notes on pages 58 to 76 form part of these Financial Statements.

The Financial Statements were approved and authorised for issue by the Board of Directors on 12 April 2024 and were signed on its behalf by:

*C. W. Boothman*

Clive Boothman  
Chair

## Statement of Changes in Equity for the year ended 31 December 2023

	Notes	Non-distributable reserves				Distributable reserves			Total £
		Called up share capital £	Capital redemption reserve £	Share premium reserve £	Revaluation reserve £	Special distributable reserve (Note a) £	Realised capital reserve £	Revenue reserve £	
<b>At 1 January 2023</b>		<b>1,567,186</b>	<b>54,763</b>	<b>37,467,699</b>	<b>15,194,553</b>	<b>3,338,271</b>	<b>40,442,486</b>	<b>2,250,931</b>	<b>100,315,889</b>
<b>Comprehensive income for the year</b>									
Profit/(loss) for the year		-	-	-	6,033,889	-	(897,417)	1,216,122	6,352,594
<b>Total comprehensive income for the year</b>		<b>-</b>	<b>-</b>	<b>-</b>	<b>6,033,889</b>	<b>-</b>	<b>(897,417)</b>	<b>1,216,122</b>	<b>6,352,594</b>
<b>Contributions by and distributions to owners</b>									
Shares issued under Offer for Subscription	13	119,798	-	7,845,211	-	-	-	-	7,965,009
Issue costs and facilitation fees on Offer for Subscription (Note c)	13	-	-	(201,626)	-	(94,789)	-	-	(296,415)
Shares bought back (Note d)	13	(44,132)	44,132	-	-	(2,547,257)	-	-	(2,547,257)
Dividends paid	6	-	-	-	-	-	(14,541,654)	(1,254,355)	(15,796,009)
<b>Total contributions by and distributions to owners</b>		<b>75,666</b>	<b>44,132</b>	<b>7,643,585</b>	<b>-</b>	<b>(2,642,046)</b>	<b>(14,541,654)</b>	<b>(1,254,355)</b>	<b>(10,674,672)</b>
<b>Other movements</b>									
Cancellation of Share Premium Reserve (Note e)		-	(69,274)	(45,111,284)	-	45,180,558	-	-	-
Realised losses transferred to special reserve (Note a)		-	-	-	-	(1,289,307)	1,289,307	-	-
Realisation of previously unrealised losses		-	-	-	2,132,829	-	(2,132,829)	-	-
<b>Total other movements</b>		<b>-</b>	<b>(69,274)</b>	<b>(45,111,284)</b>	<b>2,132,829</b>	<b>43,891,251</b>	<b>(843,522)</b>	<b>-</b>	<b>-</b>
<b>At 31 December 2023</b>		<b>1,642,852</b>	<b>29,621</b>	<b>-</b>	<b>23,361,271</b>	<b>44,587,476</b>	<b>24,159,893</b>	<b>2,212,698</b>	<b>95,993,811</b>

Note a: The Company's special reserve is available to fund buybacks of shares as and when it is considered by the Board to be in the interests of Shareholders, and to absorb any existing and future realised losses and for other corporate purposes. The transfer of £1,289,307 to the special reserve from the realised capital reserve above is the total of realised losses incurred by the Company in the year. As at 31 December 2023, the Company has a special reserve of £44,587,476, £500,829 of which arises from shares issued more than three years ago. Reserves originating from share issues are not distributable under VCT rules if they arise from share issues that are within three years of the end of an accounting period in which shares were issued.

Note b: The realised capital reserve and the revenue reserve together comprise the Profit and Loss Account of the Company shown on the Balance Sheet.

Note c: Under the Company's Offer for subscription launched on 5 October 2022, 11,979,787 Ordinary Shares were allotted on 6 February 2023, raising net funds of £7,668,594 for the Company. This figure is net of issue costs of £201,626 and facilitation fees of £94,789.

Note d: During the year, the Company purchased 4,413,159 of its own shares at the prevailing market price for a total cost of £2,547,257 which were subsequently cancelled.

Note e: The cancellation of £45,111,284 from the Share Premium Reserve and £69,274 from the Capital Redemption Reserve (as approved at the General Meeting on 12 October 2022 and by the court order dated 20 June 2023) has increased the Company's special distributable reserve out of which it can fund buybacks of shares as and when it is considered by the Board to be in the interests of the Shareholders, and to absorb any existing and future realised losses, or for other corporate purposes.

## Statement of Changes in Equity for the year ended 31 December 2022

	Non-distributable reserves				Distributable reserves			Total
	Called up share capital	Capital redemption reserve	Share premium reserve	Revaluation reserve	Special distributable reserve	Realised capital reserve	Revenue reserve	
	£	£	£	£	£	£	£	
<b>At 1 January 2022</b>	<b>1,250,775</b>	<b>38,127</b>	<b>14,397,509</b>	<b>39,729,600</b>	<b>18,967,400</b>	<b>36,056,813</b>	<b>2,520,251</b>	<b>112,960,475</b>
<b>Comprehensive income for the year</b>								
(Loss)/profit for the year	-	-	-	(19,520,013)	-	(686,428)	1,415,334	(18,791,107)
<b>Total comprehensive income for the year</b>	<b>-</b>	<b>-</b>	<b>-</b>	<b>(19,520,013)</b>	<b>-</b>	<b>(686,428)</b>	<b>1,415,334</b>	<b>(18,791,107)</b>
<b>Contributions by and distributions to owners</b>								
Shares issued under Offer for Subscription	333,047	-	23,672,944	-	-	-	-	24,005,991
Issue costs and facilitation fees on Offer for Subscription	-	-	(602,754)	-	(197,818)	-	-	(800,572)
Shares bought back	(16,636)	16,636	-	-	(1,070,900)	-	-	(1,070,900)
Dividends paid	-	-	-	-	(10,190,915)	(4,112,429)	(1,684,654)	(15,987,998)
<b>Total contributions by and distributions to owners</b>	<b>316,411</b>	<b>16,636</b>	<b>23,070,190</b>	<b>-</b>	<b>(11,459,633)</b>	<b>(4,112,429)</b>	<b>(1,684,654)</b>	<b>6,146,521</b>
<b>Other movements</b>								
Realised losses transferred to special reserve	-	-	-	-	(4,169,496)	4,169,496	-	-
Realisation of previously unrealised appreciation	-	-	-	(5,015,034)	-	5,015,034	-	-
<b>Total other movements</b>	<b>-</b>	<b>-</b>	<b>-</b>	<b>(5,015,034)</b>	<b>(4,169,496)</b>	<b>9,184,530</b>	<b>-</b>	<b>-</b>
<b>At 31 December 2022</b>	<b>1,567,186</b>	<b>54,763</b>	<b>37,467,699</b>	<b>15,194,553</b>	<b>3,338,271</b>	<b>40,442,486</b>	<b>2,250,931</b>	<b>100,315,889</b>

The composition of each of these reserves is explained below:

**Called up share capital** - The nominal value of shares originally issued, increased for subsequent share issues either via an Offer for Subscription or reduced due to shares bought back by the Company.

**Capital redemption reserve** - The nominal value of shares bought back and cancelled is held in this reserve, so that the Company's capital is maintained.

**Share premium reserve** - This reserve contains the excess of gross proceeds less issue costs over the nominal value of shares allotted under recent Offers for Subscription.

**Revaluation reserve** - Increases and decreases in the valuation of investments held at the year-end are accounted for in this reserve, except to the extent that the diminution is deemed permanent.

In accordance with stating all investments at fair value through profit and loss (as recorded in note 8), all such movements through both revaluation and realised capital reserves are shown within the Income Statement for the year.

**Special distributable reserve** - This reserve is created from cancellations of the balances upon the Share premium reserve, which are transferred to this reserve from time to time. The cost of share buybacks and any realised losses on the sale or impairment of investments (excluding transaction costs) are charged to this reserve. 75% of the Investment Adviser fee expense, and the related tax effect, that are charged to the realised capital reserve are transferred to this reserve. This reserve will also be charged any IFA facilitation payments to financial advisers, which arose as part of the Offer for Subscription.

**Realised capital reserve** - The following are accounted for in this reserve:

- Gains and losses on realisation of investments;
- Permanent diminution in value of investments;
- Transaction costs incurred in the acquisition and disposal of investments;
- 75% of the Investment Adviser fee expense and 100% of any performance fee payable, together with the related tax effect to this reserve in accordance with the policies; and
- Capital dividends paid.

**Revenue reserve** - Income and expenses that are revenue in nature are accounted for in this reserve together with the related tax effect, as well as income dividends paid that are classified as revenue in nature.

The Notes on pages 58 to 76 form part of these Financial Statements.

## Statement of Cash Flows for the year ended 31 December 2023

	Notes	Year ended 31 December 2023 £	Year ended 31 December 2022 £
<b>Cash flows from operating activities</b>			
Profit/(loss) after tax for the financial year		6,352,594	(18,791,107)
<b>Adjustments for:</b>			
Net investment portfolio (gains)/losses		(6,428,051)	18,554,354
Dividend income		(91,406)	(1,656,183)
Interest income		(2,521,018)	(932,677)
Decrease/(increase) in debtors		26,183	(32,567)
Increase in creditors		8,193	55,361
<b>Net cash outflow from operations</b>		<b>(2,653,505)</b>	<b>(2,802,819)</b>
<b>Cash flows from investing activities</b>			
Acquisitions of investments	8	(5,721,958)	(4,709,591)
Disposals of investments	8	2,696,392	11,272,830
Dividend received		91,407	1,505,483
Interest received		2,530,204	1,341,870
Decrease in bank deposits with a maturity over three months		(2,046)	(1,239)
<b>Net cash (outflow)/inflow from investing activities</b>		<b>(406,001)</b>	<b>9,409,353</b>
<b>Cash flows from financing activities</b>			
Shares issued as part of Offer for subscription	13	7,965,009	24,005,991
Issue costs and facilitation fees as part of Offer for subscription	13	(296,415)	(800,572)
Equity dividends paid	6	(15,796,009)	(15,987,998)
Share capital bought back	13	(2,547,257)	(1,070,900)
<b>Net cash (outflow)/inflow from financing activities</b>		<b>(10,674,672)</b>	<b>6,146,521</b>
<b>Net (decrease)/increase in cash and cash equivalents</b>		<b>(13,734,178)</b>	<b>12,753,055</b>
Cash and cash equivalents at start of year		44,715,132	31,962,077
<b>Cash and cash equivalents at end of year</b>		<b>30,980,954</b>	<b>44,715,132</b>
<b>Cash and cash equivalents comprise:</b>			
Cash equivalents	11	30,133,612	44,357,840
Cash at bank and in hand	11	847,342	357,292

The Notes on pages 58 to 76 form part of these Financial Statements.

## Notes to the Financial Statements for the year ended 31 December 2023

### 1 Company Information

Mobeus Income and Growth VCT plc is a public limited company incorporated in England, registration number 5153931. The registered office is 5 New Street Square, London, EC4A 3TW.

### 2 Basis of preparation of the Financial Statements

A summary of the principal accounting policies, all of which have been applied consistently throughout the year, are set out at the start of the related disclosure throughout the Notes to the Financial Statements. All accounting policies are included within an outlined box at the top of each relevant note.

These Financial Statements have been prepared in accordance with applicable United Kingdom accounting standards, including Financial Reporting Standard 102 ("FRS102"), with the Companies Act 2006 and the 2014 Statement of Recommended practice, 'Financial Statements of Investment Trust Companies and Venture Capital Trusts' ('the SORP') (updated in July 2022) issued by the Association of Investment Companies ("AIC").

The Company has a number of financial instruments which are disclosed under FRS102 s11/12 as shown in Note 15.

After performing the necessary enquiries, the Directors have undertaken an assessment of the Company's ability to meet its liabilities as they fall due. The Company has significant cash and liquid resources and no external debt or capital commitments. The Company's cash flow forecasts, which consider levels of anticipated new and follow-on investment, as well as investment income and annual running cost projections, are discussed at each quarterly Board meeting and, in particular, have been considered in light of the current economic environment. Following this assessment, the Directors have a reasonable expectation that the Company will have adequate resources to continue to meet its liabilities for at least 12 months from the date these Financial Statements are approved. The assessment covers the period from April 2024 to April 2025. The Directors therefore consider the preparation of these Financial Statements on a going concern basis to be appropriate.

### 3 Income

Dividends receivable on quoted equity shares are brought into account on the ex-dividend date. Dividends receivable on unquoted equity shares are brought into account when the Company's right to receive payment is established and there is no reasonable doubt that payment will be received.

Interest income on loan stock is accrued on a daily basis. Provision is made against this income where recovery is doubtful or where it will not be received in the foreseeable future. Where the loan stocks only require interest or a redemption premium to be paid on redemption, the interest and redemption premium is recognised as income or capital as appropriate once redemption is reasonably certain. When a redemption premium is designed to protect the value of the instrument holder's investment rather than reflect a commercial rate of revenue return the redemption premium is recognised as capital. The treatment of redemption premiums is analysed to consider if they are revenue or capital in nature on a company by company basis. Accordingly, the redemption premium recognised in the year ended 31 December 2023 has been classified as capital and has been included within realised gains on investments.

	2023 £	2022 £
<b>Income from bank deposits</b>	42,594	17,817
<b>Income from investments</b>		
– from equities	91,406	1,238,443
– from OEIC funds	1,983,432	417,740
– from loan stock	537,586	914,860
	2,612,424	2,571,043
<b>Total income</b>	<b>2,655,018</b>	<b>2,588,860</b>
<b>Total income comprises</b>		
Dividends	2,074,838	1,656,183
Interest	580,180	932,677
	<b>2,655,018</b>	<b>2,588,860</b>

Total loan stock interest due but not recognised in the year was £483,863 (2022: £623,434). The decrease is due to the restructuring of one company, the adjustment to arrears interest captured in previous years, partially offset by the additional provision of interest of two investee companies that were considered appropriate in the light of economic conditions.

### 4 Investment adviser's fees and Other expenses

25% of the Investment Adviser's fee is charged to the revenue column of the Income Statement, while 75% is charged against the capital column of the Income Statement. This is in line with the Board's expected long-term split of returns from the investment portfolio of the Company.

100% of any performance incentive fee payable for the year is charged against the capital column of the Income Statement, as it is based upon the achievement of capital growth.

#### a) Investment adviser's fees

	Revenue 2023 £	Capital 2023 £	Total 2023 £	Revenue 2022 £	Capital 2022 £	Total 2022 £
<b>Gresham House Asset Management Limited</b>						
Investment Adviser's fees	547,279	1,641,827	2,189,106	564,528	1,693,582	2,258,110

Under the terms of a revised Investment Management Agreement dated 20 May 2010 (such agreement having been novated to Gresham House), Gresham House provides investment advisory, administrative and company secretarial services to the Company, for a fee of 2% per annum of closing net assets, paid in advance, calculated on a quarterly basis by reference to the net assets at the end of the preceding quarter, plus a fixed fee of £134,168 per annum, the latter inclusive of VAT and subject to annual increases in RPI. In 2013, it was agreed to waive such further increases due to indexation, until otherwise agreed with the Board.

The Investment Adviser's fee includes provision for a cap on expenses excluding irrecoverable VAT and exceptional items set at 3.6% of closing net assets at the year-end. In accordance with the Investment Management Agreement, any excess expenses are borne by the Investment Adviser. The excess expenses during the year amounted to £nil (2022: £nil).

In line with common practice, Gresham House retains the right to charge arrangement and syndication fees and directors' or monitoring fees to companies in which the Company invests. The Investment Adviser received fees totalling £415,975 during the year ended 31 December 2023 (2022: £382,312), being £128,836 (2022: £99,071) for advisory and arrangement fees and £287,139 (2022: £283,241) for acting as Non-Executive Directors on a number of investee company boards. These fees attributable to the Company are proportionate to the investment allocation applicable to the Company which applied at the time of each investment. These figures are not part of these financial statements.

#### Incentive agreement

Under the Incentive Agreement dated 9 July 2004, and a variation of this agreement dated 20 May 2010, the Investment Adviser is entitled to receive an annual performance-related incentive fee of 20% of the dividends paid in a year in excess of a "Target Rate" comprising firstly, an annual dividend paid in a year target which started at 6.00 pence per share on launch (indexed each year for RPI) and secondly a requirement that any shortfall of cumulative dividends paid in each year beneath the cumulative annual dividend target is carried forward and added to the Target Rate for the next accounting period. Any excess of cumulative dividends paid above the cumulative annual dividend target is not carried forward, whether an incentive fee is payable for that year or not. Payment of a fee is also conditional upon the daily weighted average Net Asset Value ("NAV") per share throughout such year equalling or exceeding the daily weighted average Base NAV per share throughout the same year.

At 31 December 2023, the Target Rate is 11.89 pence per share, comprising of the annual dividend paid in the year target of 10.34 pence and a 1.55 pence shortfall of cumulative dividends paid in the previous year. As cumulative dividends paid in the year were 9.50 pence, the Target Rate was not met. Also, the average NAV per share was 61.38 pence for the year, which was less than the average base NAV per share for the year of 83.94 pence. Accordingly, no performance incentive fee is payable for the year.

## Notes to the Financial Statements for the year ended 31 December 2023

### b) Offer for subscription fees

	2023 £m	2022 £m
Gross funds raised by the Company	7.67	24.01
<b>Offer costs payable to Gresham House at 3.00% of gross funds raised by the Company</b>	<b>0.23</b>	<b>0.72</b>

Under the terms of an Offer for Subscription, with the other Mobeus VCTs, launched on 5 October 2022, Gresham House was entitled to fees of 3.00% of the investment amount received from investors. This amount totalled £2.20 million across all four VCTs, out of which all the costs associated with the allotment were met, excluding any payments to advisers facilitated under the terms of the Offer.

### c) Other expenses

Other expenses are charged wholly to revenue, with the exception of expenses incidental to the acquisition or disposal of an investment, which are written off to the capital column of the Income Statement or deducted from the disposal proceeds as appropriate.

	2023 £	2022 £
Directors' remuneration (including NIC of £6,753 (2022: £5,995)) - (Note a)	117,753	112,828
IFA trail commission	128,150	119,167
Broker's fees	14,400	14,400
Auditor's fees – Audit of Company (excluding VAT)	57,750	45,150
Registrar's fees	54,332	59,127
Custody fees	12,853	-
Printing	57,782	65,923
Legal & professional fees	25,886	26,918
VCT monitoring fees	9,000	9,000
Directors' insurance	12,633	11,430
Listing and regulatory fees	36,867	37,576
Sundry	13,963	27,656
<b>Running costs</b>	<b>541,369</b>	<b>529,175</b>
Provision against loan interest receivable (Note b)	-	38,328
<b>Other expenses</b>	<b>541,369</b>	<b>567,503</b>

Note a): Directors' remuneration is a related party transaction, see analysis of Directors' fees payable and their interests in the shares of the company in the Directors' Remuneration Report within the Annual Report, which excludes the NIC above. The key management personnel are the three Non-Executive Directors. The Company has no employees. There were no amounts outstanding and due to the Directors at 31 December 2023 (2022: £nil).

Note b): Provision against loan interest receivable above relates to an amount of £nil (2022: £38,328), being a provision made against loan stock regarded as collectable in previous years.

## 5 Taxation on profit on ordinary activities

The tax expense for the year comprises current tax and is recognised in profit or loss. The current income tax charge is calculated on the basis of tax rates and laws that have been enacted or substantively enacted by the reporting date.

Any tax relief obtained in respect of adviser fees allocated to capital is reflected in the realised capital reserve and a corresponding amount is charged against revenue. The tax relief is the amount by which corporation tax payable is reduced as a result of these capital expenses.

Deferred tax is recognised in respect of all timing differences that have originated but not reversed at the balance sheet date where transactions or events that result in an obligation to pay more tax in the future or a right to pay less tax in the future have occurred at the balance sheet date. Timing differences are differences between the Company's taxable profits and its results as stated in the Financial Statements that arise from the inclusion of gains and losses in the tax assessments in periods different from those in which they are recognised in the Financial Statements.

Deferred tax is measured at the average tax rates that are expected to apply in the years in which the timing differences are expected to reverse based on tax rates and laws that have been enacted or substantively enacted at the balance sheet date. Deferred tax is measured on a non-discounted basis.

A deferred tax asset would be recognised only to the extent that it is more likely than not that future taxable profits will be available against which the asset can be utilised.

Tax relief relating to Investment Adviser fees is allocated between revenue and capital where such relief can be utilised.

	2023 Revenue £	2023 Capital £	2023 Total £	2022 Revenue £	2022 Capital £	2022 Total £
<b>a) Analysis of tax charge:</b>						
UK Corporation tax on profits/(losses) for the year	350,248	(350,248)	-	41,493	(41,493)	-
<b>Total current tax charge/(credit)</b>	<b>350,248</b>	<b>(350,248)</b>	<b>-</b>	<b>41,493</b>	<b>(41,493)</b>	<b>-</b>
Corporation tax is based on a rate of 23.50% (2022: 19.00%)						
<b>b) Profit/(loss) on ordinary activities before tax</b>	1,566,370	4,786,224	6,352,594	1,456,829	(20,247,936)	(18,791,107)
Profit/(loss) on ordinary activities multiplied by main company rate of corporation tax in the UK of 23.50% (2022: 19.00%)	368,097	1,124,763	1,492,860	276,798	(3,847,108)	(3,570,310)
<b>Effect of:</b>						
UK dividends	(21,481)	-	(21,481)	(235,305)	-	(235,305)
Net investment portfolio gains/(losses) not taxable	-	(1,510,592)	(1,510,592)	-	3,525,327	3,525,327
Unrelieved expenditure	3,632	-	3,632	-	-	-
Losses not utilised	-	35,581	35,581	-	280,288	280,288
<b>Actual current tax charge</b>	<b>350,248</b>	<b>(350,248)</b>	<b>-</b>	<b>41,493</b>	<b>(41,493)</b>	<b>-</b>

No asset or liability has been recognised for deferred tax in relation to capital gains or losses on revaluing investments as the Company is exempt from corporation tax in relation to capital gains or losses as a result of qualifying as a Venture Capital Trust.

There is no potential liability to deferred tax (2022: £nil). Unrelieved management fees, which are available to be carried forward and set off against future taxable income, amounted to £2,916,000 (2022: £2,764,000).

The deferred tax asset, calculated at a rate of 25%, of £728,964 (2022: £691,112) is not recognised because the Company may not generate sufficient taxable income in the foreseeable future to utilise these expenses.

As part of the tax changes from April 2023, the corporation tax rate has increased from 19% to 25% for the largest businesses from 1 April and full expensing is available for three years. As a result of the corporation tax rate increase, the full rate of 25% will be applicable to businesses making profits of over £250,000. As the financial year straddles the legislation change the blended rate of tax relief will be 23.50% for the full year.



## Notes to the Financial Statements for the year ended 31 December 2023

### 6 Dividends paid and payable

Dividends payable are recognised as distributions in the Financial Statements when the Company's liability to pay them has been established. This liability is established for interim dividends when they are paid, and for final dividends when they are approved by the shareholders, usually at the Company's Annual General Meeting.

A key judgement in applying the above accounting policy is in determining the amount of minimum dividend to be paid in respect of a year. The Company's status as a VCT means it has to comply with Section 259 of the ITA, which requires that no more than 15% of the income from shares and securities in a year can be retained from the revenue available for distribution for the year.

Amounts recognised as distributions to equity Shareholders in the year:					2023	2022
Dividend	Type	For year ended 31 December	Pence per share	Date Paid	£	£
Interim	Income	2021	0.25p	7 January 2022	-	313,845
Interim	Capital	2021	3.75p*	7 January 2022	-	4,707,677
Interim	Capital	2022	4.00p*	15 July 2022	-	5,483,238
Interim	Income	2022	1.00p	7 November 2022	-	1,370,809
Interim	Capital	2022	3.00p*	7 November 2022	-	4,112,429
Interim	Income	2023	0.50p	23 May 2023	1,254,805	-
Interim	Capital	2023	4.50p	23 May 2023	7,110,559	-
Interim	Capital	2023	4.50p	8 November 2023	7,455,343	-
Dividends refunded in the year**					(24,698)	-
					<b>15,796,009</b>	<b>15,987,998</b>

\* These dividends were paid out of or refunded to the Company's special distributable reserve.

\*\* Dividends refunded in the year relate to dividends paid on shares that were bought back by the Company and unrepresented/uncleared dividend payments returned by the registrars arising from MIG3 VCT which was merged into the Company in 2010.

Set out below are the total income dividends payable in respect of the financial year, which is the basis on which the requirements of Section 259 of the ITA concerning the Company not retaining more than 15% of its income from shares and securities, is considered.

Recognised income distributions in the financial statements for the year					2023	2022
Dividend	Type	For year ended 31 December	Pence per share	Date paid	£	£
<b>Revenue available for distribution by way of dividends for the year</b>					<b>1,216,122</b>	<b>1,415,336</b>
Interim	Income	2022	1.00p	7 November 2022	-	1,370,809
Interim	Income	2023	0.50p	23 May 2023	1,254,355	-
<b>Total income dividends for the year</b>					<b>1,254,355</b>	<b>1,370,809</b>

### 7 Basic and diluted earnings per share

	2023 £	2022 £
Total earnings after taxation:	6,352,594	(18,791,107)
<b>Basic and diluted earnings per share (Note a)</b>	<b>3.84p</b>	<b>(13.73)p</b>
Revenue earnings from ordinary activities after taxation	1,216,122	1,415,336
<b>Basic and diluted revenue earnings per share (Note b)</b>	<b>0.73p</b>	<b>1.03p</b>
Net investment portfolio gains/(losses)	6,428,051	(18,554,354)
Capital Investment Adviser fees less taxation	(1,291,579)	(1,652,089)
Total capital earnings	5,136,472	(20,206,443)
<b>Basic and diluted capital earnings per share (Note c)</b>	<b>3.11p</b>	<b>(14.76)p</b>
Weighted average number of shares in issue in the year	165,507,623	136,844,411

Notes

- Basic earnings per share is total earnings after taxation divided by the weighted average number of shares in issue.
- Basic revenue earnings per share is the revenue return after taxation divided by the weighted average number of shares in issue.
- Basic capital earnings per share is the total capital return after taxation divided by the weighted average number of shares in issue.
- There are no instruments that will increase the number of shares in issue in future. Accordingly, the above figures currently represent both basic and diluted earnings per share.

## Notes to the Financial Statements for the year ended 31 December 2023

### 8 Investments at fair value

The most critical estimates, assumptions and judgements relate to the determination of the carrying value of investments at "fair value through profit and loss" (FVTPL). All investments held by the Company are classified as FVTPL and measured in accordance with the International Private Equity and Venture Capital Valuation ("IPEV") guidelines, as updated in December 2022. This classification is followed as the Company's business is to invest in financial assets with a view to profiting from their total return in the form of capital growth and income.

Purchases and sales of unlisted investments are recognised when the contract for acquisition or sale becomes unconditional. For investments actively traded on organised financial markets, fair value is generally determined by reference to Stock Exchange market quoted bid prices at the close of business on the balance sheet date. Purchases and sales of quoted investments are recognised on the trade date where a contract of sale exists whose terms require delivery within a time frame determined by the relevant market. Where the terms of a disposal state that consideration may be received at some future date and, subject to the conditionality and materiality of the amount of deferred consideration, an estimate of the fair value discounted for the time value of money may be recognised through the Income Statement. In other cases, the proceeds will only be recognised once the right to receive payment is established and there is no reasonable doubt that payment will be received.

Unquoted investments are stated at fair value by the Directors at each measurement date in accordance with appropriate valuation techniques, which are consistent with the IPEV guidelines:

- (i) Each investment is considered as a whole on a 'unit of account' basis, i.e. that the value of each portfolio company is considered as a whole, alongside consideration of:-

The price of new or follow-on investments made, if deemed to be made as part of an orderly transaction, are considered to be at fair value at the date of the transaction. The inputs that derived the investment price are calibrated within individual valuation models and at subsequent measurement dates, are reconsidered for any changes in light of more recent events or changes in light of more recent events or changes in the market performance of the investee company. The valuation bases used are the following:

- a multiple basis. The enterprise value of the investment may be determined by applying a suitable price-earnings ratio, revenue or gross profit multiple to that company's historic, current or forecast post-tax earnings before interest, depreciation and amortisation, or revenue, or gross profit (the ratio used being based on a comparable sector but the resulting value being adjusted to reflect points of difference identified by the Investment Adviser compared to the sector including, inter alia, scale and liquidity); or:
  - where a company's underperformance against plan indicates a diminution in the value of the investment, provision against cost is made, as appropriate.
- (ii) Premiums, to the extent that they are considered capital in nature, and that they will be received upon repayment of loan stock investments are accrued at fair value when the Company receives the right to the premium and when considered recoverable.
- (iii) Where a multiple or the price of recent investment less impairment basis is not appropriate and overriding factors apply, a discounted cash flow, net asset valuation, realisation proceeds or a weighted average of these bases may be applied.

The methodology applied takes account of the nature, facts and circumstances of the individual investment and uses reasonable data, market input, assumptions and estimates in order to ascertain fair value. Methodologies are applied consistently each year except where a change results in a better estimate of fair value.

Capital gains and losses on investments, whether realised or unrealised, are dealt with in the profit and loss and revaluation reserves and movements in the period are shown in the Income Statement.

All investments are initially recognised and subsequently measured at fair value. Changes in fair value are recognised in the Income Statement.

The key judgements for the Directors are in relation to identifying the most appropriate valuation methodologies for estimating the fair value of unquoted investments. The most relevant methodologies applied are explained above. A further key judgement made related to investments that are permanently impaired. Where the value of an investment has fallen permanently below the price of recent investment, the loss is treated as a permanent impairment and a realised loss, even though the investment is still held. The key estimates involved in determining the fair value of a company can include:

- identifying a relevant basket of market comparables;
- deducing the discount to apply to those market comparables;
- determining maintainable earnings or revenues; or
- identifying surplus cash.

The methods of fair value measurement are classified into hierarchy based on the reliability of the information used to determine the valuation.

- Level 1 – Fair value is measured based on quoted prices in an active market.
- Level 2 – Fair value is measured based on directly observable current market prices or indirectly being derived from market prices.
- Level 3 – Fair value is measured using valuation techniques using inputs that are not based on observable market data.

Movements in investments during the year are summarised as follows:

	Traded on AIM £ Level 1	Unquoted ordinary shares £ Level 3	Unquoted preference shares £ Level 3	Unquoted loan stock £ Level 3	Total £
Cost at 31 December 2022	58,008	29,293,629	1,933,232	12,384,096	43,668,965
Net unrealised gains/(losses) at 31 December 2022	3,215,862	15,443,403	327,947	(3,792,659)	15,194,553
Permanent impairment in cost of investments as at 31 December 2022 (Note c)	-	(3,275,911)	(1,779)	(895,750)	(4,173,440)
<b>Valuation at 31 December 2022</b>	<b>3,273,870</b>	<b>41,461,121</b>	<b>2,259,400</b>	<b>7,695,687</b>	<b>54,690,078</b>
Purchases at cost	-	4,768,993	588,640	364,325	5,721,958
Sale proceeds (Note a)	-	(1,336,418)	(1,460)	(1,358,514)	(2,696,392)
Net realised gains/(losses) on investments (Note a)	-	622,682	-	(228,520)	394,162
Net unrealised (losses)/gains on investments (Note b)	(1,052,315)	6,557,369	190,504	338,331	6,033,889
<b>Valuation at 31 December 2023</b>	<b>2,221,555</b>	<b>52,073,747</b>	<b>3,037,084</b>	<b>6,811,309</b>	<b>64,143,695</b>
Cost at 31 December 2023	58,008	33,636,983	2,518,854	9,591,715	45,805,560
Net unrealised gains/(losses) at 31 December 2023	2,163,547	22,490,798	520,009	(1,813,083)	23,361,271
Permanent impairment in cost of investments as at 31 December 2023 (Note c)	-	(4,054,034)	(1,779)	(967,323)	(5,023,136)
<b>Valuation at 31 December 2023</b>	<b>2,221,555</b>	<b>52,073,747</b>	<b>3,037,084</b>	<b>6,811,309</b>	<b>64,143,695</b>

Net realised gains on investments of £394,162 together with net unrealised gains on investments of £6,033,889 equal net investment portfolio gains of £6,428,051 as shown on the Income Statement.

See Notes on next page.

## Notes to the Financial Statements for the year ended 31 December 2023

Note a) Disposals of investment portfolio companies during the year were:

Company	Type	Investment cost £	Disposal proceeds £	Valuation at 31 December 2023 £	Realised gain/(loss) in year £
Tharstern Group Limited	Realisation	1,376,520	2,696,392	2,073,709	622,683
Veritek Global Holdings Limited	Restructuring	923,110	-	-	-
SEC Group Holdings Ltd (formerly RDL Corporation Limited)	Restructuring	-	-	-	(90,121)
Spanish Restaurant Group Limited (trading as Tapas Revolution)(in administration)	Impairment	-	-	-	(138,400)
		<b>2,299,630</b>	<b>2,696,392</b>	<b>2,073,709</b>	<b>394,162</b>

Note b) Within the net unrealised gains of £6,033,889 for the year, the significant increases in value compared to last year were as follows: £4,986,986 in Preservica Limited, £2,180,864 in MPB Group Limited, £782,008 in Data Discovery Solutions Limited (trading as Active Navigation), £760,210 in Veritek Global Holdings Limited, and £649,740 in RotaGeek Limited. These gains were partly offset by unrealised losses in valuation compared to last year, including £(1,597,641) in My Tutorweb Limited (trading as MyTutor), £(1,052,315) in Virgin Wines UK plc, and £(1,040,938) in Bleach London Holdings Limited.

Note c) During the year, permanent impairments of the cost of investments have increased from £4,173,440 to £5,023,136. The net increase of £849,696 is due to the impairment of two companies during the year totalling £1,746,924, partially offset by the removal of £897,227 as a result of the restructuring of a company which was permanently impaired in a previous year.

## 9 Significant interests

At 31 December 2023 the Company held significant investments, amounting to 3% or more of the equity capital of an undertaking, in the following companies:

	Equity investment (Ordinary Shares) £	Investment in loan stock and preference shares £	Total investment (at cost) £	Percentage of investee company's total equity	% of equity held by all funds managed and advised by Gresham House <sup>1</sup>
Preservica Limited	1,799,276	2,699,064	4,498,340	17.3%	57.8%
My Tutorweb Limited (trading as MyTutor)	2,891,800	-	2,891,800	6.2%	22.7%
Manufacturing Services Investment Limited (trading as Wetsuit Outlet)	1,372,362	1,372,362	2,744,724	7.5%	27.5%
Arkk Consulting Limited (trading as Arkk Solutions)	867,908	1,200,595	2,068,503	8.7%	30.1%
Vivacity Labs Limited	1,938,174	-	1,938,174	6.6%	23.8%
End Ordinary Group Limited (trading as Buster & Punch)	1,885,094	-	1,885,094	9.8%	34.6%
Data Discovery Solutions Limited (trading as Active Navigation)	1,808,640	-	1,808,640	9.1%	32.3%
CGI Creative Graphics International Limited	594,236	1,213,296	1,807,532	7.8%	26.9%
RotaGeek Limited	1,142,000	499,625	1,641,625	5.4%	18.9%
Spanish Restaurant Group Limited (trading as Tapas Revolution)(in administration)	484,229	968,800	1,453,029	8.0%	29.0%
MPB Group Limited	1,404,971	-	1,404,971	3.9%	13.7%
Bleach London Holdings Limited	1,244,336	-	1,244,336	5.2%	18.4%
Legatics Holdings Limited	1,233,424	-	1,233,424	7.8%	28.5%
Connect Childcare Limited	584,191	584,200	1,168,391	3.0%	10.4%
Veritek Global Holdings Limited	54,950	1,067,215	1,122,165	14.8%	50.0%
IPV Limited	890,382	-	890,382	7.5%	25.2%
Muller EV Limited (trading as Andersen EV) (in liquidation)	809,397	-	809,397	12.1%	45.0%
Pet's Kitchen Limited (trading as Vets' Klinik)	436,000	327,000	763,000	5.5%	20.0%
BookingTek Limited	688,236	-	688,236	4.1%	14.9%
Caledonian Leisure Limited	408,755	272,500	681,255	8.2%	30.0%
Orri Limited	525,700	150,200	675,900	4.3%	28.4%
Cognassist UK Limited	2,960	588,640	591,600	3.3%	22.2%
Northern Bloc Ice Cream Limited	587,790	-	587,790	8.7%	31.1%
Dayrize B.V.	549,226	-	549,226	4.9%	31.3%
Mable Therapy Limited	490,131	-	490,131	5.5%	34.3%
Branchspace Limited	481,961	-	481,961	3.8%	25.5%
Jablite Holdings Limited (in members' voluntary liquidation)	453,747	302	454,049	12.1%	40.0%
Azarc.io	452,297	-	452,297	3.2%	23.1%
Kudos Innovations Limited	420,600	-	420,600	3.1%	10.9%
Master Removers Group 2019 Limited (trading as Anthony Ward Thomas, Bishopsgate and Aussie Man & Van)	418,518	-	418,518	7.7%	27.3%
SEC Group Holdings Ltd (formerly RDL Corporation Limited)	272,601	-	272,601	7.0%	22.5%
Virgin Wines UK plc	58,008	-	58,008	10.5%	41.5%

All of the above companies are incorporated in the United Kingdom.

<sup>1</sup> The percentage of equity held for these companies is the fully diluted figure, in the event that, for example, management of the investee company exercises share options, where available.

## Notes to the Financial Statements for the year ended 31 December 2023

### 10 Debtors

	2023 £	2022 £
Amounts due within one year:		
Accrued income	150,522	185,183
Prepayments	21,943	22,493
Other debtors	-	159
	<b>172,465</b>	<b>207,835</b>

### 11 Current asset investments and Cash at bank

Cash equivalents, for the purposes of the Statement of Cash Flows, comprise bank deposits repayable on up to three months' notice and funds held in OEIC money-market funds. Current asset investments are the same but also include bank deposits that mature after three months. Please see the Credit risk section of Note 15 on page 70 for a breakdown of Cash and Cash equivalents, along with the credit ratings of the liquidity investments. Current asset investments are disposable without curtailing or disrupting the business and are readily convertible into known amounts of cash at their carrying values at immediate or up to one year's notice. Cash, for the purposes of the Statement of Cash Flows is cash held with banks in accounts subject to immediate access. Cash at bank in the Balance Sheet is the same.

	2023 £	2022 £
OEIC Money market funds	30,133,612	44,357,840
Cash equivalents per Statement of Cash Flows	30,133,612	44,357,840
Bank deposits that mature after three months but are not immediately repayable	1,008,327	1,006,281
<b>Current asset investments</b>	<b>31,141,939</b>	<b>45,364,121</b>
<b>Cash at bank</b>	<b>847,342</b>	<b>357,292</b>

### 12 Creditors: amounts falling due within one year

	2023 £	2022 £
Trade creditors	406	7,273
Accruals	311,224	296,164
	<b>311,630</b>	<b>303,437</b>

### 13 Called up Share capital

	2023 £	2022 £
<b>Allotted, called-up and fully paid:</b>		
Ordinary Shares of 1p each: 164,285,230 (2022: 156,718,602)	<b>1,642,852</b>	<b>1,567,186</b>

During the year the Company purchased 4,413,159 (2022: 1,663,597) of its own shares for cash (representing 2.8% (2022: 1.3%) of the shares in issue at the start of the year) at the prevailing market price for a total cost of £2,547,257 (2022: £1,070,900). These shares were subsequently cancelled by the Company.

Under the 2022/23 offer launched on 5 October 2022, 11,979,787 Ordinary shares were allotted at an average effective offer price of 64.01 pence per share raising net funds of £7,668,594 for the Company.

### 14 Basic and diluted net asset value per share

Net asset value per ordinary share is based on net assets at the end of the year and on 164,285,230 (2022: 156,718,602) ordinary shares, being the number of ordinary shares in issue on that date.

There are no instruments that will increase the number of shares in issue in future. Accordingly, the figures currently represent both basic and diluted net asset value per share.

### 15 Financial Instruments

The Company's financial instruments predominantly comprise investments held at fair value through profit and loss, namely equity and preference shares and fixed and floating rate interest securities that are held in accordance with the Company's investment objective.

Other financial instruments are held at amortised cost comprising loans and receivables being Cash at bank, Current asset investments and short-term debtors and financial liabilities being creditors, all arising directly from the Company's operations.

The principal purpose of these financial instruments is to generate revenue and capital appreciation for the Company's operations, although cash and current asset investments are not held with a view to capital appreciation. The Company has no gearing or other financial liabilities apart from short-term creditors. It is, and has been throughout the year under review, the Company's policy that no trading in derivative financial instruments shall be undertaken.

The accounting policy for determining the fair value of investments is set out in Note 8 to the Financial Statements. The composition of investments held is shown below and in Note 8.

Loans and receivables and other financial liabilities are stated at amortised cost which the Directors consider is equivalent to fair value.

#### Classification of financial instruments

	2023 (Fair value) £	2022 (Fair value) £
<b>Financial assets</b>		
<b>Assets at fair value through profit and loss:</b>		
Investment portfolio	64,143,695	54,690,078
<b>Loans and receivables</b>		
Accrued income	150,522	185,183
Current asset investments	31,141,939	45,364,121
Cash at bank	847,342	357,292
Other debtors	-	159
<b>Financial liabilities</b>		
<b>Liabilities at amortised cost or equivalent</b>		
Other creditors	(311,630)	(303,437)
Total for financial instruments	95,971,868	100,293,396
Non financial instruments	21,943	22,493
<b>Net assets</b>	<b>95,993,811</b>	<b>100,315,889</b>

There are no differences between book value and fair value as disclosed above.

The investment portfolio consists primarily of unquoted investments 96.5% (2022: 94.0%) and AIM quoted stocks 3.5% (2022: 6.0%). The investment portfolio has a 100% (2022: 100%) concentration of risk towards small UK based, £ denominated companies and represents 66.8% (2022: 54.5%) of net assets at the year-end.

Current asset investments are money market funds and bank deposits which, along with Cash at bank, are discussed under credit risk below and represent 33.3% (2022: 45.6%) of net assets at the year-end.

The main risks arising from the Company's financial instruments are the investment risk and the liquidity risk of the unquoted portfolio. Other important risks are credit risk, fluctuations in market prices (market price risk), and cash flow interest rate risk, although currency risk is also discussed overleaf. The Board regularly reviews and agrees policies for managing each of these risks and they are summarised on the following pages. These have been in place throughout the current and preceding years.

## Notes to the Financial Statements for the year ended 31 December 2023

### Investment risk

The Company's investment portfolio is made up of predominantly UK companies which are not quoted on any recognised stock exchange, although 3.5% of the portfolio value at the year-end is held in AIM quoted assets. The companies held in the portfolio are usually smaller than those which are quoted on a stock exchange. They are therefore usually regarded as carrying more risk compared to larger companies, as they are more sensitive to changes in key financial indicators, such as a reduction in turnover or an increase in costs. The Board is of the view that the Investment Adviser mitigates this risk as the investment in an investee company is held as part of a portfolio of such companies so that the performance of one company does not significantly affect the value of the portfolio as a whole. The Investment Adviser also usually only recommends companies for investment that have a proven business model, a sound financial record and a strong management team. The Investment Adviser also usually takes a seat on the Board of each investee company such that it is able to monitor its progress on a regular basis and contribute to the strategic direction of the company.

### Liquidity risk

The investments in equity and fixed interest stocks of unquoted companies that the Company holds are not traded and therefore they are not readily realisable. The ability of the Company to realise the investments at their carrying value may at times not be possible if there are no willing purchasers and, as the Company owns minority stakes, could require a number of months and the co-operation of other shareholders to achieve at a reasonable valuation. The Company's ability to sell investments may also be constrained by the requirements set down for VCTs. The maturity profile of the Company's loan stock investments disclosed within the consideration of credit risk below indicates that these assets are also not readily realisable until dates up to five years from the year-end.

To counter these risks to the Company's liquidity, the Investment Adviser maintains sufficient cash and money market funds to meet running costs and other commitments. The Company invests its surplus funds in high quality money market funds and bank deposits, together totalling £31,989,281 (2022: £45,364,121) which are all accessible at varying points over the next 3 months. The Board also receives regular cash flow projections in order to manage this liquidity risk.

The table below shows a maturity analysis of financial liabilities:

Financial liabilities					2023
	<3 months	3-6 months	6-12 months	over 12 months	Total
	£	£	£	£	£
Other creditors	183,480	128,150	-	-	311,630

Financial liabilities					2022
	<3 months	3-6 months	6-12 months	over 12 months	Total
	£	£	£	£	£
Other creditors	179,214	124,223	-	-	303,437

The Company does not have any derivative financial liabilities.

### Credit risk

Credit risk is the risk that a counterparty will fail to discharge an obligation or commitment that it has entered into with the Company.

The Company's maximum exposure to credit risk is:

	2023	2022
	£	£
Current asset investments	31,141,939	45,364,121
Loan stock investments	6,811,309	7,695,687
Cash at bank	847,342	357,292
Accrued income	150,522	185,183
Other debtors	-	159
	<b>38,951,112</b>	<b>53,602,442</b>

The Company has an exposure to credit risk in respect of the loan stock investments it has made into investee companies, most of which have no security attached to them, and in a minority of cases, such security ranks beneath any bank debt that an investee company may owe. The loan stock is typically held in companies with turnover under £50 million, which may be considered less stable than larger, longer established businesses. The Investment Adviser undertakes extensive financial and commercial due diligence before recommending an investment to the Board. The Investment Adviser usually takes a seat on the Board of each investee company and the Board of the VCT receives regular updates on each company at each quarter end.

Accrued income shown on the previous page of £150,522 was all due within six months of the year-end.

The following table shows the maturity of the loan stock investments referred to above. In some cases, the loan maturities are not the contractual ones, but are the best estimates using management's expectations of when it is likely that such loans may be repaid.

Repayable within	2023	2022
	£	£
0 to 1 year	751,424	1,958,256
1 to 2 years	2,243,390	1,510,762
2 to 3 years	785,495	2,767,102
3 to 4 years	1,839,220	1,083,947
4 to 5 years	1,191,780	375,620
Over 5 years	-	-
<b>Total</b>	<b>6,811,309</b>	<b>7,695,687</b>

Included within loan stock investments above are loans to three investee companies at a carrying value of £2,623,572 which are past their repayment date but have been renegotiated. Loans to one other company with a value of £823,743 are now past their repayment date but have not yet been renegotiated. The loan stock investments are made as part of the qualifying investments within the investment portfolio, and the risk management processes applied to the loan stock investments are set out under market price risk below.

An aged analysis of the value of loan stock investments included above, which are past due but not individually impaired, is set out below. For this purpose, these loans are considered to be past due when any payment due under the loan's contractual terms (such as payment of interest or redemption date) is received late or missed. We are required to report in this format and include the full value of the loan even though, in some cases, it is only in respect of interest that they are in default.

Past due loan stock assets:

				2023
	0-6 months	6-12 months	over 12 months	Total
	£	£	£	£
Loans to investee companies past due	-	-	1,575,167	1,575,167

				2022
	0-6 months	6-12 months	over 12 months	Total
	£	£	£	£
Loans to investee companies past due	-	-	2,055,886	2,055,886

Credit risk also arises from cash and cash equivalents, deposits with banks and amounts held in liquidity funds. There is a risk of liquidity fund defaults such that there could be defaults within their underlying portfolios that could affect the values at which the Company could sell its holdings. However, as the six OEIC money market funds holding £30,133,612 are all AAA rated funds along with bank deposits of £1,855,669 at a well-known financial institution with a credit rating of A2, credit risk is considered to be relatively low in current circumstances. The Board manages credit risk in respect of these money market funds and cash by ensuring a spread of such investments such that none should exceed 15% of the Company's total investment assets. The Company's current account totalling £776,481 is held with NatWest Bank plc (credit rating A1), so the risk of default is considered to be low.

There could also be a failure by counter-parties to deliver securities which the Company has paid for, or pay for securities which the Company has delivered. This risk is considered to be small as most of the Company's investment transactions are in unquoted investments, where investments are conducted through solicitors, to ensure that payment matches delivery. In respect of any quoted investment transactions that are undertaken, the Company uses brokers with a high credit quality and these trades usually have a short settlement period. Accordingly, counterparty risk is considered to be relatively low.

## Notes to the Financial Statements for the year ended 31 December 2023

### Market price risk

Market price risk arises from uncertainty about the future valuations of the unquoted portfolio held in accordance with the Company's investment objectives. These future valuations are determined by many factors but include the operational and financial performance of the underlying investee companies (investment risk), as well as market perceptions of the future performance of the UK economy and its impact upon the economic environment in which these companies operate. This risk represents the potential loss that the Company might suffer through holding its investment portfolio in the face of market movements, which was a maximum of £64,143,695, the fair value of the investment portfolio.

The investments in equity and fixed interest stocks of unquoted companies that the Company holds are not traded and as such the prices are more uncertain than those of more widely traded securities. As, in a number of cases, the unquoted investments are valued by reference to multiples, such as price earnings ratios or revenue multiples, prevailing in quoted comparable sectors (discounted for points of difference from quoted comparators), their valuations are exposed to changes in the multiples that exist in the quoted markets.

The Board's strategy in managing the market price risk inherent in the Company's portfolio of equities and loan stock investments is determined by the requirement to meet the Company's objective, as set out in the Strategic Report. As part of the investment management process, the Board seeks to maintain an appropriate spread of market risk and also has full and timely access to relevant information from the Investment Adviser. No single investment is permitted to exceed 15% of total investment assets at the point of investment. The Board meets regularly and reviews the investment performance, financial results and prevailing market conditions as well as compliance with the Company's objectives. The Company does not use derivative instruments to hedge against market risk.

### Market price risk sensitivity

The Board believes that the Company's assets are mainly exposed to market price risk, as the Company is required to hold most of its assets in the form of sterling denominated investments in small companies.

Although some assets are quoted on AIM, most portfolio assets are unquoted. All of the investments made by the Investment Adviser in unquoted companies, irrespective of the instruments the Company actually holds, (whether shares, preference shares or loan stock) carry a full market risk, even though some of the loan stocks may be secured on assets, but behind any prior ranking bank debt in the investee company.

The Board considers that the value of investments in equity and loan stock instruments are ultimately sensitive to changes in their trading performance (discussed under investment risk above) and to changes in quoted share prices, insofar as such changes eventually affect the enterprise value of unquoted companies. The table below shows the impact on profit and net assets if there were to be a 20% (2022: 20%) movement in overall share prices, and has used a 20% change in the bid price or quoted market comparator multiple as a proxy for this.

The sensitivity analysis below assumes the actual portfolio of investments held by the Company is perfectly correlated to this overall movement in share prices. However, Shareholders should note that this level of correlation is unlikely to be the case in reality, particularly in the case of small, unquoted companies which may have other factors which may influence the extent of the valuation change, e.g. a strong niche brand may limit the valuation fall compared to comparators, or may be more affected by external market factors than larger companies.

For each of the companies in the investment portfolio that are valued on a multiple basis, the calculation below has applied plus and minus 20% to the multiple (such as earnings or revenue) derived from quoted market comparators that are used to value the companies. The companies valued on a bid price or multiple basis represent £56.14 million (2022: £52.82 million) of the total investment portfolio of £64.14 million (2022: £54.69 million). The remainder of the portfolio is valued at either price of recent investment or net asset value, as shown below.

The impact of a change of 20% (2022: 20%) has been selected as this is considered reasonable given the level of volatility observed both on a historical basis and market expectations for future movement.

Valuation Technique	Base Case*	Change in input	Change in fair value of investments (£'000)	Change in NAV (pence per share)
Revenue Multiple	2.80	+20%	6,562	3.99
		-20%	(7,026)	(4.28)
EBITDA Multiple	5.93	+20%	1,651	1.00
		-20%	(1,253)	(0.76)
Bid price		+20%	449	0.27
		-20%	(449)	(0.27)
Recent Investment Price			-	-

\* As detailed in the accounting policies, the base case is based on market comparables, discounted where appropriate for marketability, in accordance with the IPEV guidelines.

### Cash flow interest rate risk

The Company's fixed and floating rate interest securities, its equity and preference equity investments and net revenue may be affected by interest rate movements. Investments are often in relatively small businesses, which are relatively high risk investments sensitive to interest rate fluctuations.

Due to the short time to maturity of some of the Company's floating rate investments, it may not be possible to re-invest in assets which provide the same rates as those currently held. The Company's assets include fixed and floating rate interest instruments, as shown below. The rate of interest earned is regularly reviewed by the Board, as part of the risk management processes applied to these instruments, already disclosed under market price risk above.

The interest rate profile of the Company's financial net assets at 31 December 2023 was:

	Financial net assets on which no interest paid £	Fixed rate financial assets £	Variable rate financial assets £	Total £	Weighted average interest rate (see Note) %	Average period to maturity (years)
Equity shares	54,295,302	-	-	54,295,302		
Preference shares	-	3,037,084	-	3,037,084	7.8	2.4
Loan stocks	-	6,811,309	-	6,811,309	5.1	2.7
Current asset investments	-	-	31,141,939	31,141,939	5.2	
Cash	-	-	847,342	847,342	1.7	
Debtors	150,522	-	-	150,522		
Creditors	(311,630)	-	-	(311,630)		
Total for financial instruments	54,134,194	9,848,393	31,989,281	95,971,868		
Non-financial instruments	21,943	-	-	21,943		
<b>Net assets</b>	<b>54,156,137</b>	<b>9,848,393</b>	<b>31,989,281</b>	<b>95,993,811</b>		

The interest rate profile of the Company's financial net assets at 31 December 2022 was:

	Financial net assets on which no interest paid £	Fixed rate financial assets £	Variable rate financial assets £	Total £	Weighted average interest rate (see Note) %	Average period to maturity (years)
Equity shares	44,734,991	-	-	44,734,991		
Preference shares	-	2,259,400	-	2,259,400	6.6	3.9
Loan stocks	-	7,695,687	-	7,695,687	6.9	1.8
Current asset investments	-	-	45,364,121	45,364,121	3.2	
Cash	-	-	357,292	357,292	-	
Debtors	185,342	-	-	185,342		
Creditors	(303,437)	-	-	(303,437)		
Total for financial instruments	44,616,896	9,955,087	45,721,413	100,293,396		
Non-financial instruments	22,493	-	-	22,493		
<b>Net assets</b>	<b>44,639,389</b>	<b>9,955,087</b>	<b>45,721,413</b>	<b>100,315,889</b>		

Note: Weighted average interest rates above are derived by calculating the expected annual income that would be earned on each asset (but only for those sums that are currently regarded as collectible and would therefore be recognised), divided by the values for each asset class at the balance sheet date. Floating rate cash earns interest based on SONIA rates.

The Company's investments in equity shares have been excluded from the interest rate risk profile as they do not yield interest and have no maturity date and their inclusion would distort the weighted average period information above.

## Notes to the Financial Statements for the year ended 31 December 2023

### Cash flow interest rate sensitivity

Although the Company holds investments in loan stocks that pay interest, the Board does not consider it appropriate to assess the impact of interest rate changes in isolation upon the value of the unquoted investment portfolio, as interest rate changes are only one factor affecting the market price movements that are discussed above under market price risk. However, as the Company has a substantial proportion of its assets in money market funds, the table below shows the sensitivity of income earned to changes in interest rates:

	2023 Profit and net assets £	2022 Profit and net assets £
If interest rates rose / fell by 5% (2022: 5%), with all other variables held constant – increase / (decrease)	1,199,598 / (1,199,598)	1,851,717 / (1,851,717)
Increase / (decrease) in earnings, and net asset value, per Ordinary share (in pence)	0.73p / (0.73)p	1.18p / (1.18)p

### Currency risk

All assets and liabilities are denominated in sterling and therefore there is no currency risk.

### Fair value hierarchy

The tables below set out fair value measurements using FRS102 s11.27 fair value hierarchy.

Financial assets at fair value through profit and loss At 31 December 2023	Level 1 £	Level 2 £	Level 3 £	Total £
Equity investments	2,221,555	-	52,073,747	54,295,302
Preference shares	-	-	3,037,084	3,037,084
Loan stock	-	-	6,811,309	6,811,309
<b>Total</b>	<b>2,221,555</b>	<b>-</b>	<b>61,922,140</b>	<b>64,143,695</b>

Financial assets at fair value through profit and loss At 31 December 2022	Level 1 £	Level 2 £	Level 3 £	Total £
Equity investments	3,273,870	-	41,461,121	44,734,991
Preference shares	-	-	2,259,400	2,259,400
Loan stock	-	-	7,695,687	7,695,687
<b>Total</b>	<b>3,273,870</b>	<b>-</b>	<b>51,416,208</b>	<b>54,690,078</b>

There are currently no financial liabilities at fair value through profit and loss.

Categorisation within the hierarchy has been determined on the basis of the lowest level input that is significant to the fair value measurement of the relevant asset as follows:

Level 1 – valued using quoted prices in active markets for identical assets.  
Level 2 – valued by reference to valuation techniques using observable inputs other than quoted prices included within Level 1.  
Level 3 – valued by reference to valuation techniques using inputs that are not based on observable market data.

The valuation techniques used by the Company are explained in the accounting policies in Note 8 to these Financial Statements.

A reconciliation of this and fair value measurements in Level 3 is set out below:

Level 3 valuation movements	Equity investments £	Preference shares £	Loan stock £	Total £
<b>Opening balance at 1 January 2023</b>	41,461,121	2,259,400	7,695,687	51,416,208
Purchases	4,768,993	588,640	364,325	5,721,958
Sales	(1,336,418)	(1,460)	(1,358,514)	(2,696,392)
Total gains/(losses) included in the Income Statement:				-
- on assets sold	622,682	-	(228,520)	394,162
- on assets held at the year-end	6,557,369	190,504	338,331	7,086,204
<b>Closing balance at 31 December 2023</b>	<b>52,073,747</b>	<b>3,037,084</b>	<b>6,811,309</b>	<b>61,922,140</b>

As detailed in the accounting policy for Note 8, where investments are valued on an earnings-multiple basis, the main inputs used for this basis of valuation are earnings and a price-earnings ratio taken from a comparable sector on the quoted market, which is then appropriately adjusted for points of difference. Thus, any change in share prices can have a significant effect on the fair value measurements of the Level 3 investments, as they may not be wholly offset by the adjustment for points of difference.

Level 3 unquoted equity and loan stock investments are valued in accordance with the IPEV guidelines as follows:

	31 December 2023 £	31 December 2022 £
<b>Valuation methodology</b>		
Multiple of earnings, revenues or gross margin, as appropriate	53,898,596	49,495,140
Recent investment price (subsequently calculated as appropriate)	4,881,656	600,711
Net asset value	2,094,063	1,270,320
Cost less impairment	1,024,474	-
Average share price	23,351	50,037
	<b>61,922,140</b>	<b>51,416,208</b>

The unquoted equity and loan stock investments had the following movements between valuation methodologies between 31 December 2022 and 31 December 2023:

Change in valuation methodology (2022 to 2023)	Carrying value as at 31 December 2023 £	Explanatory note
Multiple basis to cost less impairment basis	1,024,474	Cost less impairment is a more appropriate basis for determining fair value.
Multiple basis to net asset value basis	823,743	Net asset value is a more appropriate basis for determining fair value.

The valuation will be the most appropriate valuation methodology for an investment within its market, with regard to the financial health of the investment and the December 2022 IPEV guidelines. The Directors believe that, within these parameters, these are the most appropriate methods of valuation which would be reasonable as at 31 December 2023.

## Notes to the Financial Statements for the year ended 31 December 2023

### 16 Management of capital

The Company's objectives when managing capital are to safeguard the Company's ability to continue as a going concern, so that it can continue to provide returns for shareholders. It aims to provide an adequate return to shareholders by allocating its capital to assets commensurate with the level of risk.

The Company is required to maintain 80% of its capital invested in the relatively high-risk asset class of small UK companies within three years of that capital being subscribed, as measured by VCT tax legislation. The Company accordingly has limited scope to manage its capital structure in the light of changes in economic conditions and the risk characteristics of the underlying assets. Subject to this overall constraint upon changing the capital structure, the Company may adjust the amount of dividends paid to Shareholders, return capital to Shareholders, issue new shares, or sell assets if so required to maintain a level of liquidity to remain a going concern.

Although, as the Investment Policy implies, the Board would consider levels of gearing, there are no current plans to do so. It regards the net assets of the Company as the Company's capital, as the level of liabilities are small and the management of them is not directly related to managing the return to Shareholders. There has been no change in this approach from the previous year.

### 17 Related parties

During the year, Gresham House Asset Management Ltd received fees totalling £415,975 (2022: £382,312) during the year ended 30 September 2023, being £128,836 (2022: £99,071) for arrangement fees, and £287,139 (2022: 282,241) of directors' fees for services provided to companies in the investment portfolio.

### 18 Post balance sheet events

On 10 January 2024, a follow-on loan investment of £0.55 million was made into My Tutorweb Limited (trading as MyTutor).

On 16 February 2024, proceeds of £3.49 million were received in respect of the sale of Master Removers Group 2019 Limited (trading as Anthony Ward Thomas, Bishopsgate and Aussie Man & Van). Further proceeds are expected in due course.

On 19 March 2024, a new investment of £0.71 million was made into SciLeads Limited.

On 25 March 2024, a follow-on loan investment of £0.08 million was made into Orrri Limited.

## Information for Shareholders

### Shareholder Information

#### Communication with Shareholders

We aim to communicate regularly with our Shareholders. The annual general meetings provide a useful platform for the Board to meet Shareholders and exchange views and we are pleased to invite Shareholders to attend the Annual General Meeting to be held at 1.00 pm on 20 May 2024 to give you the opportunity to meet the Directors and representatives of the Investment Adviser who will give a joint Investment Adviser presentation with Mobeus Income & Growth 4 VCT plc who will hold their Annual General Meeting at 2.30 pm. A light lunch will be provided. For those Shareholders unable to attend the AGM, we will also offer a facility whereby you can view the meeting and submit questions remotely via a live stream. Details of how to join will be on the Company's website. The Company releases Interim Management Statements in respect of those quarters where it does not publish half or full year accounts via the London Stock Exchange RNS service. The Investment Adviser held its third annual virtual Shareholder event on 1 March 2024 which was very successful. A recording of the Event is available on the Company's website, please register to view the recording which is available online at: <https://mvcts.connectid.cloud/>.

Shareholders wishing to follow the Company's progress can visit its website at: [www.migvct.co.uk](http://www.migvct.co.uk). The website includes up-to-date details on fund performance and dividends as well as publicly available information on the Company's portfolio of investments and copies of company reports. There is also a link to the London Stock Exchange's website at: [www.londonstockexchange.com](http://www.londonstockexchange.com) where Shareholders can obtain details of the share price and latest NAV announcements.

#### Financial calendar

1 March 2024	Virtual Shareholder Event with a live Q&A session
12 April 2024	Announcement of Annual Results and circulation of Annual Report & Financial Statements for the year ended 31 December 2023 to Shareholders
20 May 2024	Annual General Meeting
September 2024	Announcement of Half-Year Results and circulation of Half-Year Report for the six months ended 30 June 2024 to Shareholders
31 December 2024	Year-end

#### Annual General Meeting

**The Company's next Annual General Meeting will be held on Monday, 20 May 2024 at 1.00 pm on the 2nd Floor, Central Point, 35 Beech Street, London EC2Y 8AD.** Shareholders will also be able to view the meeting remotely by registering for access to a web stream link which can be found on the Company's website at [www.migvct.co.uk](http://www.migvct.co.uk). Shareholders will be able to vote on a show of hands at the meeting. Shareholders will also be able to submit questions to the Board in advance of the meeting using the [AGM@GreshamHouse.com](mailto:AGM@GreshamHouse.com) email address. Details of how to join the meeting by virtual means will be shown on the Company's website a few days prior to the AGM. Shareholders attending virtually will not be able to vote at the meeting and therefore you are encouraged to lodge your proxy form, which is included with Shareholders' copies of this Annual Report, or on-line at <https://proxy-mig.cpip.io> before 16 May 2024 at 1.00 pm for your votes to be valid. A copy of the Notice of the Meeting is included on pages 79 to 81.

#### Dividends

Shareholders who wish to have dividends paid directly into their bank account, rather than sent by cheque to their registered address, can complete a mandate for this purpose. Mandates can be updated online by visiting <https://gresham-house-vcts.cityhub.uk.com/login> or, alternatively, they can be obtained by contacting the Company's Registrar, The City Partnership (UK) Limited, at the address provided under Corporate Information on page 88 of this Annual Report.

**Shareholders are encouraged to ensure that the Registrar has the correct up-to-date details for their accounts and to check whether they have received all dividend payments. This is particularly important if a Shareholder has recently changed address or changed their bank. We are aware that a number of dividends remain unclaimed by Shareholders and whilst we will endeavour to contact them if this is the case, we cannot guarantee that we will be able to do so if the Registrar does not have an up-to-date postal or email address.**

#### Selling your shares

The Company's Shares are listed on the London Stock Exchange and as such they can be sold in the same way as any other quoted company through a stockbroker. Shareholders are also advised to discuss their individual tax position with their financial advisor before deciding to sell their shares.

The Company is unable to buy back shares direct from Shareholders, so you will need to use a stockbroker to sell your shares. If you do not have a broker already, the following links may be useful to help you identify a suitable broker: [Find a Broker | London](#) or [Unbiased](#). You can check that they are FCA registered on the FCA website at: [fca.org.uk](http://fca.org.uk).

If you are considering selling your shares or trading in the secondary market, please contact the Company's Corporate Broker, Panmure Gordon (UK) Limited ("Panmure"). Panmure is able to provide details of close periods (when the Company is prohibited from buying in shares) and details of the price at which the Company has bought in shares.



## Shareholder Information

Panmure can be contacted as follows:

Chris Lloyd 0207 886 2716 [chris.lloyd@panmure.com](mailto:chris.lloyd@panmure.com)  
Paul Nolan 0207 886 2717 [paul.nolan@panmure.com](mailto:paul.nolan@panmure.com)

Further details on how to sell your shares can be found here: <https://greshamhouse.com/how-to-sell-baronsmead-and-mobeus-vct-shares/>

### Common Reporting Standard (“CRS”) and Foreign Account Tax Compliance Act (“FATCA”)

Tax legislation was introduced with effect from 1 January 2016 under the Organisation for Economic Co-operation and Development Common Reporting Standard for Automatic Exchange of Financial Account Information. The legislation requires investment trust companies to provide personal and financial account information to HMRC on certain investors who purchase their shares including details of their shareholding and income from the shares. As an affected entity, the Company has to provide information annually to HMRC relating to a number of non-UK based certificated Shareholders who are deemed to be resident for tax purposes in any of the 90 plus countries who have joined CRS. All new Shareholders, excluding those whose shares are held in CREST, who are entered onto the share register from 1 January 2016 will be asked to provide the relevant information. Additionally, HMRC changed its policy position on FATCA in June 2016. We understand that this means, as a result of the restricted secondary market in VCT shares, the Company’s shares will not be considered to be “regularly traded”. This means the Company is also an affected entity for the purposes of this legislation and as such will have to provide information annually to HMRC relating to Shareholders who are resident for tax purposes in the United States.

For further information, please see HMRC’s Quick Guide: Automatic Exchange of Information – information for account holders: <https://www.gov.uk/government/publications/exchange-of-information-account-holders>.

### Fraud Warning

#### Boiler Room fraud and unsolicited communications to Shareholders.

We have been made aware of a number of Shareholders being contacted in connection with sophisticated but fraudulent financial scams which purport to come from the Company or to be authorised by it. This is often by a phone call or an email usually originating from outside of the UK, often claiming or appearing to be from a corporate finance firm and typically offering to buy their VCT shares at an inflated price.

Further information on boiler room scams and fraud advice, plus who to contact, can be found first in the answer to a question “What should I do if I receive an unsolicited offer for my shares?” within the section “A guide to VCTs” itself within the VCT Investor area of the Company’s website: [www.mobeusvcts.co.uk](http://www.mobeusvcts.co.uk) and secondly, a link to the FCA’s ScamSmart site: [www.fca.org.uk/scamsmart](http://www.fca.org.uk/scamsmart)

We strongly recommend that you seek financial advice before taking any action if you remain in any doubt. You can also contact the Investment Adviser on 0207 382 0999, or email [mobeusvcts@greshamhouse.com](mailto:mobeusvcts@greshamhouse.com) to check whether any claims are genuine.

Shareholders are also encouraged to ensure their personal data is always held securely and that data held by the Registrar of the Company is up to date, to avoid cases of identity fraud.

### Shareholder enquiries

For enquiries concerning the investment portfolio or the Company in general, please contact the Investment Adviser, Gresham House Asset Management Limited. To contact the Chair or any member of the Board, please contact the Company Secretary, also through Gresham House, in the first instance.

The Registrar, City, may be contacted via their Investor portal, post or telephone for queries relating to your shareholding or dividend payments, dividend mandate forms, change of address etc.

Full contact details for each of Gresham House and City are included under Corporate Information on page 88 of this Annual Report.

## Notice of the Annual General Meeting

NOTICE IS HEREBY GIVEN that the Annual General Meeting of Mobeus Income & Growth VCT plc will be held at **1.00 pm on Monday, 20 May 2024, on the 2nd Floor, Central Point, 35 Beech Street, London EC2Y 8AD**, for the purposes of considering and, if thought fit, passing the following resolutions of which resolutions 1 to 7 will be proposed as ordinary resolutions and resolutions 8 and 9 will be proposed as special resolutions. An explanation of the business to be proposed is included in the Directors’ Report on pages 35 to 37 of this Annual Report:

1. To receive and adopt the annual report and financial statements of the Company for the year ended 31 December 2023 (“Annual Report”), together with the auditor’s report thereon.
2. To approve the directors’ annual remuneration report as set out in the Annual Report.
3. To re-elect Clive Boothman as a director of the Company.
4. To re-elect Bridget Guérin as a director of the Company.
5. To re-elect Lucy Armstrong as a director of the Company.
6. To re-appoint BDO LLP of 55 Baker Street, London, W1U 7EU as auditor of the Company until the conclusion of the next annual general meeting at which accounts are laid before the Company and to authorise the directors to determine the remuneration of the auditor.
7. That, in substitution for any existing authorities, the directors of the Company be and hereby are generally and unconditionally authorised pursuant to section 551 of the Companies Act 2006 (“the Act”) to exercise all the powers of the Company to allot ordinary shares of 1 penny each in the capital of the Company (“Shares”) and to grant rights to subscribe for, or convert any security into, Shares (“Rights”) up to an aggregate nominal value of £547,617, provided that the authority conferred by this resolution shall (unless renewed, varied or revoked by the Company in general meeting) expire on the date falling fifteen months after the passing of this resolution or, if earlier, at the conclusion of the annual general meeting of the Company to be held in 2025, but so that this authority shall allow the Company to make before the expiry of this authority offers or agreements which would or might require Shares to be allotted or Rights to be granted after such expiry and the directors of the Company shall be entitled to allot Shares or grant Rights pursuant to any such offers or agreements as if the authority conferred by this resolution had not expired.
8. That, subject to the passing of resolution 7 set out in this notice and in substitution for any existing authorities, the directors of the Company be and hereby are empowered in accordance with sections 570 and 573 of the Act to allot or make offers or agreements to allot equity securities (as defined in section 560(1) of the Act) for cash, pursuant to the authority conferred upon them by resolution 7 set out in this notice, or by way of a sale of treasury shares, as if section 561(1) of the Act did not apply to any such sale or allotment, provided that the power conferred by this resolution shall be limited to the allotment of equity securities:
  - i) with an aggregate nominal value of up to, but not exceeding, £164,285 in connection with offer(s) for subscription; and
  - ii) otherwise than pursuant to sub-paragraph (i) above, with an aggregate nominal value of up to, but not exceeding, 10% of the issued share capital of the Company from time to time,in each case where the proceeds of the allotment may be used, in whole or in part, to purchase the Company’s Shares in the market and provided that this authority shall (unless renewed, varied or revoked by the Company in general meeting) expire on the date falling fifteen months after the passing of this resolution or, if earlier, on the conclusion of the annual general meeting of the Company to be held in 2025, except that the Company may, before the expiry of this authority, make offers or agreements which would or might require equity securities to be allotted after such expiry and the directors of the Company may allot equity securities in pursuance of such offers or agreements as if the power conferred by this resolution had not expired.
9. That, in substitution for any existing authorities, the Company be and hereby is authorised pursuant to and in accordance with section 701 of the Act to make one or more market purchases (within the meaning of section 693(4) of the Act) of its own Shares provided that:
  - (i) the aggregate number of Shares which may be purchased shall not exceed 24,626,356 or, if lower, such number of Shares (rounded down to the nearest whole Share) as shall equal 14.99% of the Shares in issue at the date of passing of this resolution;
  - (ii) the minimum price which may be paid for a Share is 1 penny (the nominal value thereof);
  - (iii) the maximum price which may be paid for a Share (excluding expenses) shall be the higher of (a) an amount equal to 5% above the average of the middle market quotations for a Share in the Company taken from the London Stock Exchange Daily Official List for the five business days immediately preceding the day on which the Share is contracted to be purchased and (b) the amount stipulated by Article 5(6) of the Market Abuse Regulation (EU) 596/2014 (as such Regulation forms part of the UK law and as amended);

# Notice of the Annual General Meeting

- (iv) the authority conferred by this resolution shall (unless renewed, varied or revoked by the Company in general meeting) expire on the date falling fifteen months after the passing of this resolution or, if earlier, on the conclusion of the annual general meeting of the Company to be held in 2025; and
- (v) the Company may make a contract or contracts to purchase its own Shares under the authority hereby conferred prior to the expiry of such authority which will or may be executed wholly or partly after the expiry of such authority and may make a purchase of its own Shares in pursuance of any such contract.

By order of the Board

**Gresham House Asset Management Limited**  
Company Secretary

Dated: 12 April 2024

Registered Office:  
5 New Street Square  
London  
EC4A 3TW

## Notes to the Notice of the Annual General Meeting

The following Notes explain your general rights as a Shareholder and your right to attend and vote at this Meeting or to appoint someone else to vote on your behalf.

A webcast of the Meeting will also be available and details of how to join the webcast will be shown on the Company's website. If possible, Shareholders intending to join the Meeting by means of the webcast (which would be as an attendee only) are requested to join at least ten minutes prior to the commencement of the Meeting at 1.00 pm on Monday, 20 May 2024. Where a member intends to join the Meeting by means of the webcast, they are permitted to ask questions at the Meeting but shall not be entitled to vote on resolutions at the Meeting (and are, therefore, encouraged to submit their votes by way of proxy). Note 14 below will apply to those who join the meeting (which would be in attendance only) by means of the webcast.

1. Members are entitled to appoint a proxy to exercise all or any of their rights to attend and to speak and vote on their behalf at the meeting. A Shareholder may appoint more than one proxy in relation to the Annual General Meeting provided that each proxy is appointed to exercise the rights attached to a different share or shares held by that Shareholder. A proxy need not be a Shareholder of the Company. A proxy form which may be used to make such appointment and give proxy instructions accompanies this notice. If you do not have a proxy form and believe that you should have one, or if you require additional forms, please contact Gresham House Asset Management Limited, the Company Secretary, at 80 Cheapside, London EC2V 6EE or by email to: [mobeusvcts@greshamhouse.com](mailto:mobeusvcts@greshamhouse.com) or telephone on +44(0) 20 7382 0999.
2. Shareholders may appoint a proxy either by (a) completing a hard copy of the form of proxy or other instrument appointing a proxy and sending it to be received by post (during normal business hours only) or delivering it by hand at the Company's Registrar, The City Partnership (UK) Limited, The Mending Rooms, Park Valley Mills, Meltham Road, Huddersfield HD4 7BH or (b) submitting their votes electronically through City's Investor Portal at <https://proxy-mig.cpip.io>, please note you will need your City Identification Number (CIN) available in the letter dated 14 December 2023 or from City's Hub if you have registered, and also the access code in the cover letter or email sent to notify you of the publication of the Company's Annual Report. In each case, the proxy votes submitted must be received not later than 1.00 pm on 16 May 2024 or 48 hours before the time appointed for any adjourned meeting (ignoring any part of a day that is not a working day, before the time fixed for the meeting) or, in the case of a poll taken subsequent to the date of the meeting or adjourned meeting, so as to be received no later than 24 hours before the time appointed for taking the poll.
3. To vote electronically, Shareholders will be asked to provide their CIN, details of which are contained on the form of proxy, or the electronic broadcast message issued by the Company. City's Investor Portal, Cityhub, is the only acceptable means by which proxy instructions may be submitted electronically.
4. The return of a completed proxy form, other such instrument or any electronic Proxy Instruction will not preclude a Shareholder from attending the Annual General Meeting and voting in person if they wish to do so.
5. You can only appoint a proxy using the procedures set out in these notes and the notes to the form of proxy.
6. Any person to whom this Notice is sent who is a person nominated under section 146 of the Act to enjoy information rights (a "Nominated Person") may, under an agreement between them and the Shareholder by whom they were nominated, have a right to be appointed (or to have someone else appointed) as a proxy for the Annual General Meeting. If a Nominated Person has no such proxy appointment right or does not wish to exercise it, they may, under any such agreement, have a right to give instructions to the Shareholder as to the exercise of voting rights.
7. If you have been nominated to receive general Shareholder communications directly from the Company, it is important to remember that your main contact in terms of your investment remains as it was (i.e. the registered Shareholder, or perhaps custodian or broker, who administers the investment on your behalf). Therefore any changes or queries relating to your personal details and holding (including any administration thereof) must continue to be directed to your existing contact at your financial adviser or custodian. The Company cannot guarantee dealing with matters that are directed to it in error. The only exception to this is where the Company, in exercising one of its powers under the Act, writes to you directly for a response.
8. The statement of the rights of Shareholders in relation to the appointment of proxies in paragraphs 1 and 2 above does not apply to Nominated Persons. The rights described in these paragraphs can only be exercised by Shareholders of the Company.
9. CREST members who wish to appoint a proxy or proxies through the CREST electronic proxy appointment service may do so by using the procedures described in the CREST Manual. CREST Personal Members or other CREST sponsored members, and those CREST members who have appointed a service provider(s), should refer to their CREST sponsor or voting service provider(s), who will be able to take the appropriate action on their behalf.
10. In order for a proxy appointment or instruction made using the CREST service to be valid, the appropriate CREST message (a "CREST Proxy Instruction") must be properly authenticated in accordance with Euroclear UK & International Limited's specifications, and must contain the information required for such instruction, as described in the CREST Manual. The message, regardless of whether it constitutes the appointment of a proxy or is an amendment to the instruction given to a previously appointed proxy must in order to be valid, be transmitted so as to be received by the issuer's agent (ID 3RA50) by 1.00 pm on 16 May 2024. For this purpose, the time of receipt will be taken to be the time (as determined by the timestamp applied to the message by the CREST Application Host) from which the issuer's agent is able to retrieve the message by enquiry to CREST in the manner prescribed by CREST. After this time any change of instructions to proxies appointed through CREST should be communicated to the appointee through other means. You may submit your proxy electronically using Investor Centre at: <https://proxy-mig.cpip.io> and will need your City Identification Number (CIN) available in the letter dated 14 December 2023 or from City's Hub if you have registered, and also the access code in the cover letter or email sent to notify you of the publication of the Company's Annual Report.

11. CREST members and, where applicable, their CREST sponsors, or voting service providers should note that Euroclear UK & International Limited does not make available special procedures in CREST for any particular message. Normal system timings and limitations will, therefore, apply in relation to the input of CREST Proxy Instructions. It is the responsibility of the CREST member concerned to take (or, if the CREST member is a CREST personal member, or sponsored member, or has appointed a voting service provider, to procure that his CREST sponsor or voting service provider(s) take(s)) such action as shall be necessary to ensure that a message is transmitted by means of the CREST system by any particular time. In this connection, CREST members and, where applicable, their CREST sponsors or voting system providers are referred, in particular, to those sections of the CREST Manual concerning practical limitations of the CREST system and timings.
12. Pursuant to Regulation 41 of the Uncertificated Securities Regulation 2001, entitlement to attend and vote at the Annual General Meeting (and the number of votes that may be cast thereat) will be determined by reference to the Register of Members of the Company at the close of business on the day which is two days before the day of the meeting or of the adjourned meeting. Changes to the Register of Members after the relevant deadline shall be disregarded in determining the rights of any person to attend and vote at the meeting.
13. Any corporation which is a member can appoint one or more corporate representatives who may exercise on its behalf all of its powers as a member provided that they do not do so in relation to the same shares.
14. Any member attending the meeting has the right to ask questions relating to the business being dealt with at the meeting and the Company is obliged to answer any such questions under section 319A of the Act. However, no such answer need be given if (a) to do so would interfere unduly with the preparation for the meeting or involve the disclosure of confidential information, (b) the answer has already been given on the Company's website [www.migvct.co.uk](http://www.migvct.co.uk) in the form of an answer to a question, or (c) it is undesirable in the interests of the Company or the good order of the meeting that the question be answered.
15. Under section 527 of the Act (i) members representing at least 5% of the total voting rights of all the members or (ii) at least 100 members who have a relevant right to vote and hold shares in the Company on which there has been paid up an average sum, per member, of at least £100 (in accordance with section 527 of the Act) can require the Company to publish a statement on its website setting out any matter relating to (a) the audit of the Company's financial statements (including the Auditor's Report and the conduct of the audit) that are to be laid before the meeting; or (b) any circumstances connected with an auditor of the Company ceasing to hold office since the previous meeting at which annual financial statements and reports were laid in accordance with section 437 of the Act, that the members propose to raise at the meeting. The Company cannot require the members requesting the publication to pay its expenses in complying with sections 527 or 528 of the Act. Any statement required to be placed on the Company's website must also be sent to the Company's auditors no later than the time it makes its statement available on the website. The business which may be dealt with at the meeting includes any statement that the Company has been required to publish on its website under section 527.
16. By attending the meeting, members and their proxies and representatives are understood by the Company to have agreed to receive any communications relating to the shares of the Company made at the meeting.
17. As at 11 April 2024 (being the last business day prior to the publication of this notice) the Company's issued share capital consisted of 164,285,230 ordinary shares, all of which carry one vote each. Therefore, the total voting rights in the Company as at 11 April 2024 were 164,285,230.
18. The Register of directors' interests and directors' appointment letters shall be available for inspection at the Company's registered office during normal business hours on any weekday (excluding Saturdays, Sundays and public holidays) and at the place of the meeting for at least fifteen minutes prior to and during the meeting. The directors do not have any service contracts with the Company.
19. A copy of this notice, and other information required by section 311A of the Act, can be found on the Company's website at [www.migvct.co.uk](http://www.migvct.co.uk).

# Performance Data at 31 December 2023

The following table shows, for all investors in Mobeus Income & Growth VCT plc and the former Matrix Income & Growth 3 VCT plc, how their investment has performed since they were originally allotted shares in each fundraising.

Total return data, which includes cumulative dividends paid to date, is shown on both a share price and a NAV basis as at 31 December 2023. The NAV basis enables Shareholders to evaluate more clearly the performance of the Investment Adviser, as it reflects the underlying value of the portfolio at the reporting date. This is the most widely used measure of performance in the VCT sector.

## VCT Fundraisings

Share price as at 31 December 2023 **55.00p<sup>1</sup>**

NAV per share as at 31 December 2023 **58.43p**

Allotment date(s)	Allotment price (p)	Net allotment price <sup>2</sup> (p)	Cumulative dividends paid per share <sup>3</sup> (p)	Total return per share to Shareholders since allotment (Share price basis) (p)	Total return per share to Shareholders since allotment (NAV basis) (p)
<b>Funds raised 2004/05</b>					
Between 5 October 2004 and 29 June 2005	100.00	60.00	166.30	221.30	224.73
<b>Funds raised 2011 (Linked offer)</b>					
21 January 11	98.00	68.60	145.00	200.00	203.43
28 February 11	102.30	71.61	145.00	200.00	203.43
22 March 11	102.30	71.61	145.00	200.00	203.43
01 April 11	102.30	71.61	145.00	200.00	203.43
05 April 11	102.30	71.61	145.00	200.00	203.43
10 May 11	100.60	70.42	145.00	200.00	203.43
06 July 11	95.30	66.71	140.00	195.00	198.43
<b>Funds raised 2012 (Linked offer)</b>					
08 March 12	101.20	70.84	139.50	194.50	197.93
04 April 12	101.20	70.84	139.50	194.50	197.93
05 April 12	101.20	70.84	139.50	194.50	197.93
10 May 12	101.20	70.84	139.50	194.50	197.93
10 July 12	95.50	66.85	133.25	188.25	191.68
<b>Funds raised 2013 (Linked offer)</b>					
14 January 13	94.60	66.22	128.25	183.25	186.68
28 March 13	97.40	68.18	128.25	183.25	186.68
04 April 13	97.40	68.18	128.25	183.25	186.68
05 April 13	97.40	68.18	128.25	183.25	186.68
10 April 13 pre RDR <sup>4</sup>	99.80	69.86	128.25	183.25	186.68
10 April 13 post RDR <sup>4</sup>	97.40	68.18	128.25	183.25	186.68
07 May 13	95.40	66.78	126.25	181.25	184.68
<b>Funds raised 2014 (Linked offer)</b>					
09 January 14	100.01 <sup>5</sup>	70.01	122.25	177.25	180.68
11 February 14	100.28 <sup>5</sup>	70.20	122.25	177.25	180.68
31 March 14	106.71 <sup>5</sup>	74.70	122.25	177.25	180.68
03 April 14	107.19 <sup>5</sup>	75.03	122.25	177.25	180.68
04 April 14	106.54 <sup>5</sup>	74.58	122.25	177.25	180.68
06 June 14	108.50 <sup>5</sup>	75.95	119.00	174.00	177.43
<b>Funds raised 2015 (Joint offer)</b>					
14 January 15	96.90 <sup>5</sup>	67.83	102.00	157.00	160.43
17 February 15	98.37 <sup>5</sup>	68.86	102.00	157.00	160.43
10 March 15	99.40 <sup>5</sup>	69.58	102.00	157.00	160.43

Allotment date(s)	Allotment price (p)	Net allotment price <sup>2</sup> (p)	Cumulative dividends paid per share <sup>3</sup> (p)	Total return per share to Shareholders since allotment (Share price basis) (p)	Total return per share to Shareholders since allotment (NAV basis) (p)
<b>Funds raised 2017 (Joint offer)</b>					
28 September 17	74.70 <sup>5</sup>	52.29	61.50	116.50	119.93
20 October 17	74.89 <sup>5</sup>	52.42	61.50	116.50	119.93
09 November 17	75.82 <sup>5</sup>	53.07	61.50	116.50	119.93
20 November 17	76.98 <sup>5</sup>	53.89	61.50	116.50	119.93
21 November 17	76.90 <sup>5</sup>	53.83	61.50	116.50	119.93
24 January 18	72.68 <sup>5</sup>	50.88	57.50	112.50	115.93
13 March 18	72.64 <sup>5</sup>	50.85	57.50	112.50	115.93
<b>Funds raised 2020 (Joint offer)</b>					
08 January 20	65.20 <sup>5</sup>	45.64	37.50	92.50	95.93
02 April 20	61.25 <sup>5</sup>	42.88	37.50	92.50	95.93
<b>Funds raised 2021/22 (Joint offer)</b>					
09 March 22	81.74 <sup>5</sup>	57.22	17.50	72.50	75.93
<b>Funds raised 2022/23 (Joint offer)</b>					
16 November 22	66.47 <sup>5</sup>	46.53	9.50	64.50	67.93
06 February 23	66.49 <sup>5</sup>	46.54	9.50	64.50	67.93

<sup>1</sup> Source: Panmure Gordon & Co (mid-price basis), when the latest announced NAV was 57.66p after adjusting for a 4.50 pence per share dividend on 8 November 2023.

<sup>2</sup> Net allotment price is the allotment price less applicable income tax relief. Income tax relief was 40% from 6 April 2004 to 5 April 2006, and 30% thereafter.

<sup>3</sup> For derivation, see table on page 84.

<sup>4</sup> RDR means the date of implementation of the Retail Distribution Review on 31 December 2012, which affected the level of charges in the allotment price for applications received before and after that date.

<sup>5</sup> Average effective offer price. Shares were allotted pursuant to the 2013/14, 2014/15, 2017/18, 2019/20, 2021/22, and 2022/23 Offers at individual prices for each investor in accordance with the allotment formula as set out in each Offer's Securities Note.

## MIG 3 VCT Fundraising

Share price as at 31 December 2023 **58.60p<sup>1</sup>**

NAV per share as at 31 December 2023 **62.26p**

Shareholders in the former Matrix Income & Growth 3 VCT plc received approximately 1.0655 shares in the Company for each MIG 3 VCT share that they held on 20 May 2010, when the two VCTs merged. Both the share price and the NAV per share shown above have been adjusted using this merger ratio.

Allotment date(s)	Allotment price (p)	Net allotment price <sup>2</sup> (p)	Cumulative dividends paid per share <sup>3</sup> (p)	Total return per share to Shareholders since allotment (Share price basis) (p)	Total return per share to Shareholders since allotment (NAV basis) (p)
<b>Funds raised 2006</b>					
Between 24 January 2006 and 5 April 2006	100.00	60.00	164.04	222.64	226.30

<sup>1</sup> - Source: Panmure Gordon & Co (mid-price basis), as adjusted for the merger ratio.

<sup>2</sup> - Net allotment price is the allotment price less applicable income tax relief. Income tax relief was 40% from 6 April 2004 to 5 April 2006, and 30% thereafter.

<sup>3</sup> - For derivation, see table on page 84.

## Performance Data at 31 December 2023

### Cumulative dividends paid

Payment date	2004 (MIG VCT) (p)	2006 (MIG 3 VCT) (p)	2011 (Linked offer) (p)	2012 (Linked offer) (p)	2013 (Linked offer) (p)	2014 (Linked offer) (p)	2015 (Joint offer) (p)	2017 (Joint offer) (p)	2020 (Joint offer) (p)	2022 (Joint offer) (p)	2023 (Joint offer) (p)
27 September 2005	0.30										
16 May 2006	0.70										
14 September 2006	0.80										
18 May 2007	1.40	1.25									
20 September 2007	1.00	1.00									
21 May 2008	7.80	1.50									
11 September 2008	3.30	1.00									
15 May 2009	1.00	0.80									
21 April 2010	5.00	4.00									
<b>20 May 2010 Merger of MIG VCT and MIG 3 VCT</b>											
27 May 2011	5.00	5.33 <sup>1</sup>	5.00								
15 September 2011	0.50	0.53 <sup>1</sup>	0.50								
22 May 2012	6.25	6.66 <sup>1</sup>	6.25	6.25							
20 September 2012	5.00	5.33 <sup>1</sup>	5.00	5.00							
15 May 2013	2.00	2.13 <sup>1</sup>	2.00	2.00	2.00						
18 September 2013	4.00	4.26 <sup>1</sup>	4.00	4.00	4.00						
14 May 2014	3.25	3.46 <sup>1</sup>	3.25	3.25	3.25	3.25					
17 September 2014	17.00	18.11 <sup>1</sup>	17.00	17.00	17.00	17.00					
30 April 2015	7.00	7.46 <sup>1</sup>	7.00	7.00	7.00	7.00	7.00				
17 September 2015	3.00	3.20 <sup>1</sup>	3.00	3.00	3.00	3.00	3.00				
31 May 2016	7.00	7.46 <sup>1</sup>	7.00	7.00	7.00	7.00	7.00				
20 September 2016	8.50	9.06 <sup>1</sup>	8.50	8.50	8.50	8.50	8.50				
31 March 2017	6.00	6.39 <sup>1</sup>	6.00	6.00	6.00	6.00	6.00				
13 September 2017	9.00	9.59 <sup>1</sup>	9.00	9.00	9.00	9.00	9.00				
08 December 2017	4.00	4.26 <sup>1</sup>	4.00	4.00	4.00	4.00	4.00	4.00			
17 May 2018	3.00	3.20 <sup>1</sup>	3.00	3.00	3.00	3.00	3.00	3.00			
21 September 2018	2.00	2.13 <sup>1</sup>	2.00	2.00	2.00	2.00	2.00	2.00			
17 May 2019	5.00	5.33 <sup>1</sup>	5.00	5.00	5.00	5.00	5.00	5.00			
20 September 2019	4.00	4.26 <sup>1</sup>	4.00	4.00	4.00	4.00	4.00	4.00			
06 December 2019	2.00	2.13 <sup>1</sup>	2.00	2.00	2.00	2.00	2.00	2.00			
08 January 2020	4.00	4.26 <sup>1</sup>	4.00	4.00	4.00	4.00	4.00	4.00			
07 May 2020	6.00	6.39 <sup>1</sup>	6.00	6.00	6.00	6.00	6.00	6.00	6.00		
17 December 2020	5.00	5.33 <sup>1</sup>	5.00	5.00	5.00	5.00	5.00	5.00	5.00		
12 July 2021	5.00	5.33 <sup>1</sup>	5.00	5.00	5.00	5.00	5.00	5.00	5.00		
07 January 2022	4.00	5.33 <sup>1</sup>	4.00	4.00	4.00	4.00	4.00	4.00	4.00		
15 July 2022	4.00	4.26 <sup>1</sup>	4.00	4.00	4.00	4.00	4.00	4.00	4.00	4.00	
07 November 2022	4.00	4.26 <sup>1</sup>	4.00	4.00	4.00	4.00	4.00	4.00	4.00	4.00	
26 May 2023	5.00	5.33 <sup>1</sup>	5.00	5.00	5.00	5.00	5.00	5.00	5.00	5.00	5.00
08 November 2023	4.50	4.79 <sup>1</sup>	4.50	4.50	4.50	4.50	4.50	4.50	4.50	4.50	4.50
<b>Total dividends paid<sup>2</sup></b>	<b>166.30</b>	<b>164.04</b>	<b>145.00</b>	<b>139.50</b>	<b>128.25</b>	<b>122.25</b>	<b>102.00</b>	<b>61.50</b>	<b>37.50</b>	<b>17.50</b>	<b>9.50</b>

<sup>1</sup> - The dividends paid after the merger, on the Company's shareholdings arising from former MIG 3 VCT shareholdings, have been restated for the merger conversion ratio.

<sup>2</sup> - The above data relates to an investor in the first allotment of each fundraising. The precise amount of dividends paid to Shareholders by date of allotment is shown on pages 82, 83 and above.

## Timeline of the Company

July 2004	Company launched as Matrix Income & Growth VCT plc advised by Matrix Private Equity Partners LLP
June 2005	Company completed first fundraising
September 2005	Matrix Income & Growth 3 VCT plc launched and advised by Matrix Private Equity Partners LLP
April 2006	Matrix Income & Growth 3 VCT plc completed first fundraising
May 2010	Matrix Income & Growth 3 VCT plc merged into Matrix Income & Growth VCT plc
June 2012	Matrix Private Equity Partners LLP becomes a fully independent firm owned by its partners and renames itself Mobeus Equity Partners LLP. Matrix Income & Growth VCT plc changed its name to Mobeus Income & Growth VCT plc to be consistent with the Investment Adviser's change of name
November 2013	The Company is awarded 'VCT of the Year' at the 2013 Investment Week Investment Company of the Year Awards
2010 – 2015	The Company launched and completed five successful fundraisings with the other Mobeus VCTs
May 2016	New Investment Policy approved by Shareholders to provide growth capital to investee companies
September 2017	The Company launched a fundraising to raise up to £25 million
March 2018	The Company closed its fundraising, having raised £25 million
October 2019	The Company launched a fundraising to raise up to £15 million
January 2020	The Company announced the fundraise was fully subscribed
April 2020	The Company closed its fundraising, having raised £15 million
October 2021	Gresham House Asset Management Limited acquires VCT fund and investment management business from Mobeus Equity Partners LLP. The Mobeus-advised VCTs' investment advisory arrangements are novated from Mobeus to Gresham House.
January 2022	The Company launched a fundraising to raise up to £10 million
January 2022	The Company announced the fundraise was fully subscribed
March 2022	The Company closed its fundraising, having raised £10 million
October 2022	The Company launched a fundraising to raise up to £22 million
December 2022	The Company announced the fundraise was fully subscribed

# Glossary of terms

## Alternative performance measure (“APM”)

A financial measure of historical or future financial performance, financial position, or cash flows, other than a financial measure defined or specified in the Company’s financial reporting framework. These APMs tend to be industry specific terms which help Shareholders to understand and assess the Company’s progress. A number of terms contained within this Glossary have been identified as APMs.

## Cumulative dividends paid (APM)

The total amount of dividend distributions by the Company over the time period specified. A list of all dividends paid since launch of the Company is shown as part of the Performance data appendix on page 84. Dividends paid in the year and dividends paid in respect of a year are shown in Note 6.

## Cumulative total return (APM)

Cumulative total return per share comprises the NAV per share (NAV basis) or the mid-market price per share (Share price basis) both at the end date of a period under review, plus cumulative dividends paid up to that end date since launch in October 2004.

## EBITDA

Earnings before interest, tax, depreciation and amortisation. It can be seen as a proxy for the level of cash flow generated by a business.

## Gross Profit

The profit a company makes after deducting the costs associated with making and selling its products, or the costs associated with providing its services.

## Internal Rate of Return (“IRR”) (APM)

The internal rate of return is the annual discount rate that equates the original investment cost with the value of subsequent cash flows (such as receipts/dividends or further investment) and the latest valuation/exit proceeds. Generally speaking, the higher an investment’s IRR, the more successful it is.

## Net asset value or NAV

The value of the Company’s total assets less its total liabilities. It is equal to the total equity Shareholders’ funds.

## Net asset value per share or NAV per share

The net asset value per share is calculated as total equity Shareholders’ funds divided by the number of Ordinary shares in issue.

## NAV Total Return (APM)

This measure combines two types of returns received by Shareholders. Firstly, as income in the form of dividends and secondly, as capital movements (net asset value) of the value of the Company.

It is a performance measure that adjusts for dividends that have been paid in a period or year. This allows Shareholders to assess the returns they have received both in terms of the performance of the Company but also including dividends they have received from the Company which no longer form part of the Company’s assets.

It is calculated as the percentage return achieved after taking the closing NAV per share and adding dividends paid in the year and dividing the total by the opening NAV per share. The Directors believe that this is the most meaningful method for Shareholders to assess the investment performance of the Company.

To aid comparison with the wider Investment Trust market, the Annual Report also contains a Total Return performance measure which assumes dividends are reinvested. This assumes that dividends paid are reinvested at the date of payment at a price equivalent to the latest announced NAV at the ex-dividend date. Where this is referred to it will be specified in the Notes.

## Ongoing charges ratio (APM)

This figure, calculated using the AIC recommended methodology, shows Shareholders the annual percentage reduction in shareholder returns as a result of recurring operational expenses, assuming markets remain static and the portfolio is not traded. Although the Ongoing Charges figure primarily is based upon historic information, it provides Shareholders with an indication of the likely level of costs that will be incurred in managing the Company in the future. This is calculated by dividing Investment Adviser fees of £2,189,106 and running costs of £541,369 (per Note 4a and 4c on pages 59 and 60), the latter being reduced by IFA Trail commission fees and one off professional fees, by average net assets throughout the year of £101,716,852.

## Realised gain/(losses) in the year

This is the profit or loss that arises following the full or partial disposal of a holding in a portfolio company. It is calculated by deducting the value of the holding as at the previous year-end from the proceeds received in respect of such disposal.

## Revenue

The total amount of income generated by the sale of goods or services related to a company’s primary operations.

## Share price Total Return (APM)

As NAV Total Return, but the Company’s mid-market share price (source: Panmure Gordon & Co) is used in place of NAV. This measure more reflects the actual return a Shareholder will have earned, were they to sell their shares at the year/period’s end date. It includes the impact of any discounts or premiums at which the share price trades compared to the underlying net asset value of the Company. If the shares trade at a discount, the returns could be less than the NAV Total Return, but if trading at a premium, returns could be higher than the NAV Total Return.

# Corporate Information

## Directors

Clive Boothman  
Bridget Guérin  
Lucy Armstrong

## Company's registered office

5 New Street Square  
London  
EC4A 3TW

## Adviser, Promoter, Company Secretary and Administrator

Gresham House Asset Management Limited  
80 Cheapside  
London  
EC2V 6EE  
Tel: +44(0) 20 7382 0999  
[info@greshamhouse.com](mailto:info@greshamhouse.com)  
[greshamhouse.com](http://greshamhouse.com)

## Company Registration Number:

5153931

## Company LEI number:

213800HKOSEVWS7YPH79

## Email

[mobeusvcts@greshamhouse.com](mailto:mobeusvcts@greshamhouse.com)

## Website

[www.migvct.co.uk](http://www.migvct.co.uk)

## Independent Auditor

BDO LLP  
55 Baker Street  
London  
W1U 7EU

## Solicitors

Shakespeare Martineau LLP  
60 Gracechurch Street  
London  
EC3V 0HR

## Corporate Broker

Panmure Gordon (UK) Limited  
40 Gracechurch Street  
London  
EC3V 0BT

## Bankers

National Westminster Bank plc  
City of London Office  
PO Box 12258  
1 Princes Street  
London  
EC2R 8PA

## Registrar

The City Partnership (UK) Limited  
The Mending Rooms  
Park Valley Mills  
Meltham Road  
Huddersfield  
HD4 7BH  
Tel: 07484 240 910  
<https://gresham-house-vcts.cityhub.uk.com/login/>

## VCT Status Adviser

Philip Hare & Associates LLP  
6 Snow Hill  
London  
EC1A 2AY



**Gresham House**  
Specialist investment

Mobius Income & Growth VCT plc