

BAILLIE GIFFORD US GROWTH TRUST plc

In search of
exceptional growth



Annual Report and Financial Statements
31 May 2023





Baillie Gifford US Growth Trust plc seeks to invest predominantly in listed and unlisted US companies which the Company believes have the potential to grow substantially faster than the average company, and to hold onto them for long periods of time, in order to produce long-term capital growth.

Contents

Strategic Report

- 01 Summary of Results
- 02 Chairman's Statement
- 04 Business Review
- 10 Managers' Review
- 14 Valuing Private Companies
- 15 Investment Principles
- 16 Baillie Gifford Statement on Stewardship and Stewardship Principles
- 17 Purposeful Company Conversations
- 18 Review of Investments
- 21 List of Investments
- 24 Distribution of Total Assets
- 25 Private Companies Summary
- 27 Five Year Summary
- 28 Summary of Results Since Inception

Governance Report

- 29 Directors and Management
- 31 Directors' Report
- 34 Corporate Governance Report
- 38 Audit Committee Report
- 41 Directors' Remuneration Report
- 43 Statement of Directors' Responsibilities in Respect of the Annual Report and Financial Statements

Financial Report

- 44 Independent Auditor's Report
 - 50 Income Statement
 - 51 Balance Sheet
 - 52 Statement of Changes in Equity
 - 53 Cash Flow Statement
 - 54 Notes to the Financial Statements
- ### Shareholder Information
- 69 Notice of Annual General Meeting
 - 72 Further Shareholder Information
 - 72 Analysis of Shareholders
 - 73 Communicating with Shareholders
 - 74 Sustainable Finance Disclosures Regulation ('SFDR')
 - 75 Alternative Investment Fund Managers Regulations
 - 75 Automatic Exchange of Information
 - 75 Third Party Data Provider Disclaimer
 - 76 Glossary of Terms and Alternative Performance Measures

Investor Disclosure Document

The UK Alternative Investment Fund Managers Regulations requires certain information to be made available to investors prior to their making an investment in the Company. The Company's Investor Disclosure Document is available for viewing at bgusgrowthtrust.com.

Notes

None of the views expressed in this document should be construed as advice to buy or sell a particular investment. Investment trusts are UK public listed companies and as such comply with the requirements of the Financial Conduct Authority. They are not authorised or regulated by the Financial Conduct Authority.

Baillie Gifford US Growth Trust plc currently conducts its affairs, and intends to continue to conduct its affairs, so that the Company's ordinary shares can qualify to be considered as a mainstream investment product and can be recommended by Independent Financial Advisers to ordinary retail investors in accordance with the rules of the Financial Conduct Authority in relation to non-mainstream investment products.

THIS DOCUMENT IS IMPORTANT AND REQUIRES YOUR IMMEDIATE ATTENTION.

If you are in any doubt as to the action you should take you should consult your stockbroker, bank manager, solicitor, accountant or other independent financial adviser authorised under the Financial Services and Markets Act 2000 if you are in the United Kingdom or, if not, from another appropriately authorised financial adviser.

If you have sold or otherwise transferred all of your ordinary shares in Baillie Gifford US Growth Trust plc, please forward this document, together with any accompanying documents, but not your personalised Form of Proxy, as soon as possible to the purchaser or transferee, or to the stockbroker, bank or other agent through whom the sale or transfer was or is being effected for delivery to the purchaser or transferee.

Strategic Report

This Strategic Report, which includes pages 1 to 28 and incorporates the Chairman's Statement, has been prepared in accordance with the Companies Act 2006.

Summary of Results*

The following information illustrates how Baillie Gifford US Growth Trust plc performed over the year to 31 May 2023 and over the period from inception to 31 May 2023.

	31 May 2023	31 May 2022	% change	
Shareholders' funds*	£568.6m	£584.2m		
Gearing‡	6%	6%		
Net asset value per ordinary share (after deducting borrowings at fair value)‡	186.48p	191.63p		(2.7)
Net asset value per ordinary share (after deducting borrowings at book value)*	186.33p	191.44p		(2.7)
Share price	144.80p	168.00p		(13.8)
Comparative index (in sterling terms)†#				4.7
Ongoing charges‡	0.69%	0.62%		
Discount (after deducting borrowings at fair value)‡	22.4%	12.3%		
Discount (after deducting borrowings at book value)‡	22.3%	12.2%		
Active share (relative to S&P 500 Index)‡	92%	93%		
Number of shares in issue	305,153,700	305,153,700		
Market capitalisation	£441.9m	£512.7m		
	For the year ended 31 May 2023	For the year ended 31 May 2022		
Revenue earnings per share	(1.55p)	(1.88p)		
	Year to 31 May 2023		Year to 31 May 2022	
Period's high and low	High	Low	High	Low
Share price	197.00p	132.80p	358.00p	146.00p
Net asset value per ordinary share (after deducting borrowings at fair value)‡	223.16p	169.35p	360.20p	179.40p
Net asset value per ordinary share (after deducting borrowings at book value)*	222.91p	169.09p	360.19p	179.19p
Premium/(discount) (after deducting borrowings at fair value)‡	(9.7%)	(23.7%)	7.5%	(18.9%)
Premium/(discount) (after deducting borrowings at book value)‡	(9.5%)	(23.6%)	7.4%	(18.8%)
	31 May 2023	23 March 2018 †	% change	
Performance since inception †				
Share price	144.80p	100.50p		44.1
Net asset value per ordinary share (after deducting borrowings at fair value)‡	186.48p	97.96p		90.4
Net asset value per ordinary share (after deducting borrowings at book value)*	186.33p	97.96p		90.2
Comparative index (in sterling terms)				102.0

* For a definition of terms see Glossary of Terms and Alternative Performance Measures on pages 76 and 77.

† S&P 500 Index total return (in sterling terms). See disclaimer on page 75.

Source: Refinitiv and relevant underlying index providers. See disclaimer on page 75.

‡ Alternative performance measure, see Glossary of Terms and Alternative Performance Measures on pages 76 and 77.

† Close of business on 23 March 2018, the Company's launch date and first trade date.

Past performance is not a guide to future performance.

Chairman's Statement



Dear Shareholders

During the financial year to 31 May 2023, the Company's share price and net asset value total return, calculated by deducting borrowings at fair value, were -13.8% and -2.7% respectively. This compares with a total return of 4.7% for the S&P 500 Index* (in sterling terms). Over the period from 23 March 2018 (launch date and first trade date), the Company's share price and net asset value total return, calculated by deducting borrowings at fair value, returned 44.1% and 90.4% respectively compared to a total return of 102.0% for the S&P 500 Index* (in sterling terms).

Information about the Company's portfolio performance is covered by our portfolio managers, Gary Robinson and Kirsty Gibson, in their Managers' Review.

Share Issuance and Buy-backs

The Company's shares moved from a discount of 12.3% last year to a discount of 22.4% at 31 May 2023 as sentiment continued to turn against the Company's growth investing style. Having bought back 2,206,300 shares, to be held in treasury, at a total cost of £3.6 million in May 2022 with limited impact on the discount, the Board took the decision to use the capital to invest in new growth opportunities instead. The Company issued no shares during the year to 31 May 2023.

The Board regularly reviews the Company's liquidity policy and it is a key discussion point at Board meetings. The Board acknowledges the discount is a challenge to many shareholders but notes that, from the data provided to the Board, there continues to be natural buyers of the Company's shares in the market.

As at 31 May 2023, the Company had authority, which was granted at the 2022 Annual General Meeting, to issue a further 30.5 million shares and to buy-back a further 45.7 million shares. These authorities expire in September 2023. The Company will be seeking to renew both the issuance and buy-back authorities at the forthcoming Annual General Meeting.

Since the year end and as we enter our sixth year of business, the Board concluded it would be timely to review our broking arrangements. After meeting with several suitable firms, the Board have agreed that we will be best supported by the specialist team at Panmure Gordon (UK) Limited going forward. We are grateful to Investec for their work on our behalf since IPO.

Gearing

The Company had two loan facilities in place with ING Bank N.V., London Branch, throughout the year to 31 May 2023. The first was a US\$25 million five-year revolving credit facility which expired on 31 July 2023 and the second is a US\$25 million three-year fixed rate facility which expires on 23 October 2023. The facilities are available to be used to fund purchases of securities as and when suitable opportunities arise. As at 31 May 2023, the facilities had been drawn down in full (31 May 2022 – US\$50 million). Net gearing stayed at 6% over the course of the year. Subsequent to the year end on, 26 July 2023 the US\$25 million five-year revolving credit facility was refinanced with a US\$25 million three-year revolving credit facility from ING Bank N.V., London Branch.

Earnings and Dividend

The Company's priority is to generate capital growth over the long term. The Company therefore has no dividend target and will not seek to provide shareholders with a particular level of dividend. The net revenue return per share for the year to 31 May 2023 was a negative 1.55p (year to 31 May 2022 – a negative 1.88p). As the revenue account is again running at a deficit, the Board is recommending that no final dividend be paid. Should the level of underlying income increase in future years, the Board will seek to distribute the minimum permissible to maintain investment trust status by way of a final dividend.

Private Company (Unlisted) Investments

As at the Company's year end, the portfolio weighting in private company (unlisted) investments stood at 34.5% of total assets, invested in twenty-five companies (2022 – 36.4% invested in twenty-four companies). There was one new private company purchase in the year, Oddity. There is commentary on the new and existing holdings in the Managers' Review and Review of Investments on pages 10 to 20. Your portfolio managers remain alert to further special and high potential opportunities not widely accessible through public markets. In respect of the valuation process, the private company (unlisted) investments continue to be revalued on a three-month rolling cycle which is overseen by the valuations group at Baillie Gifford who take advice from an independent third party, S&P Global. As a Board we continue to scrutinise and challenge the Managers on the valuation of the private company (unlisted) investments. They are also subject to the scrutiny of the external auditor on an annual basis. More detail on this process can be found on page 14.

* Source: Refinitiv and relevant underlying index providers. See disclaimer on page 75.

For a definition of terms see Glossary of Terms and Alternative Performance Measures on pages 76 and 77.

Past performance is not a guide to future performance.

Environmental, Social and Governance (ESG) Matters

The Company's Managers believe that sustainability is inextricably linked to being a long-term investor, and their thoughts on this topic are set out in more detail on pages 16 and 17. The Managers' pursuit of long-term growth opportunities typically involves investment in entrepreneurial, disruptive and technology-driven businesses. These companies are often capital-light with a low carbon footprint.

Annual General Meeting

The Annual General Meeting of the Company will be held at Baillie Gifford's offices in Edinburgh at 9.30am on Monday, 18 September 2023. All shareholders are invited to attend, and the Board looks forward to welcoming you. The meeting will be followed by a presentation from the Managers.

I encourage shareholders to submit their votes by proxy before the applicable deadline ahead of the meeting and to submit any questions for the Board or Managers in advance by email to trustinquiries@bailliegifford.com or by calling 0800 917 2112 (Baillie Gifford may record your call). In order to increase the accessibility of the Annual General Meeting the Board plan to hold the 2024 Annual General Meeting in London. Details of how shareholders can watch this year's Annual General Meeting online can be found in the Notice of Annual General Meeting on page 69.

Outlook

In my outlook statements for the last three years, I have reflected on both the opportunity and risks of growth investing against the turbulent global backdrop that we have all been living through. As I wrote last year's statement, I'm certain that the optimist in me was hoping that the market for growth companies would have stabilised over the coming twelve months, but in general the valuations of more predictable assets have fared better than the firms we look to find and hold on your behalf over the long term. My inner optimist remains, though I fear this coming year will be equally hard to predict. That is not to say that our Managers have not been able to make good progress – not least in getting back to face-to-face engagement with the leadership of those companies already held and those they have decided to research. The Board continues to believe that the companies we hold are very well placed to generate extremely attractive returns to investors over the long term and as such, we remain confident in our outlook.

Tom Burnet
Chairman
9 August 2023

Business Review

Business Model

Business and Status

Baillie Gifford US Growth Trust plc ('the Company') is a public company limited by shares and is incorporated in England and Wales. The Company is an investment company within the meaning of section 833 of the Companies Act 2006 and carries on business as an investment trust. Investment trusts are UK public listed companies and their shares are traded on the London Stock Exchange. They invest in a portfolio of assets in order to spread risk. The Company has a fixed share capital although, subject to shareholder approval, it may purchase its own shares or issue shares. The price of the Company's shares is determined, like other listed shares, by supply and demand.

The Company has been approved as an investment trust by HM Revenue & Customs subject to the Company continuing to meet the eligibility conditions. The Directors are of the opinion that the Company has continued to conduct its affairs so as to enable it to comply with the ongoing requirements of section 1158 of the Corporation Tax Act 2010 and the Investment Trust (Approved Company) (Tax) Regulations 2011.

The Company is an Alternative Investment Fund for the purposes of the UK Alternative Investment Fund Managers Regulations.

Purpose

Baillie Gifford US Growth aims to deliver above average long-term returns for shareholders by keeping fees and costs low and harnessing the long-term growth potential of companies.

Objective and Policy

The Company's investment objective is to produce long-term capital growth.

The Company invests predominantly in equities of companies which are incorporated or domiciled, or which conduct a significant portion of their business, in the United States and which the Company believes have the potential to grow substantially faster than the average company over the long term. Such investment is typically direct, but may be indirect, including through investment in funds.

The maximum direct investment in any one company or fund is limited to 10% of the Company's total assets measured at the time of investment.

The portfolio consists of direct holdings in listed securities and unlisted securities in up to a combined maximum of 90 companies or funds, typically with 30 or more listed security holdings. The maximum amount which may be invested directly in unlisted securities shall not exceed 50% of the total assets of the Company, measured at the time of investment.

The Company will at all times be invested in several sectors. While there are no specific limits placed on exposure to any one sector, the Company will at all times invest and manage the portfolio in a manner consistent with spreading investment risk.

With prior approval of the Board, the Company may use derivatives for the purposes of efficient portfolio management (in order to reduce, transfer or eliminate investment risk in the Company's portfolio). Derivative instruments in which the Company may invest may include foreign exchange forwards, exchange-listed and over-the-counter options, futures, options on futures, swaps and similar instruments. The Board, however, currently does not expect to enter into derivative or hedging transactions to mitigate against currency or interest rate risk.

The Board intends to employ gearing in the normal course of events. The Company may in aggregate borrow amounts equalling up to 30% of the net asset value of the listed securities held by the Company, calculated at the time of drawdown, although the Board expects that borrowings will typically represent an amount in the range of 10% to 20% of the net asset value of the listed securities held by the Company.

While it is intended that the Company will be fully invested in normal market conditions, the Company may hold cash on deposit or invest on a temporary basis in a range of cash equivalent instruments. The Board does not expect that the Company will hold cash or cash equivalent instruments, but there is no restriction on the amount of cash or cash equivalent instruments that the Company may hold.

Culture and Values

In the context of a company with no employees, culture and values are expressed by the Company's Directors and the service providers with whom shareholders and other stakeholders interact, and through the relationships between the Board and those service providers, including the Managers. As noted in more detail in the section 172 statement on pages 8 and 9 the Board seeks to engage with its Managers and other service providers in a collaborative and collegiate manner, and to maintain the highest standards of business conduct.

Dividend Policy

The Company's priority is to produce capital growth over the long term. The Company therefore has no dividend target and will not seek to provide shareholders with a particular level of distribution. However, the Company intends to comply with the requirements for maintaining investment trust status for the purposes of section 1158 of the UK Corporation Tax Act 2010 (as amended) regarding distributable income. The Company will therefore distribute amounts such that it does not retain, in respect of an accounting period, an amount greater than 15% of its income (as calculated for UK tax purposes) for that period. As the revenue account is again running at a deficit, the Board is recommending that no final dividend be paid.

Liquidity Policy

The Board recognises the need to address any sustained and significant imbalance of buyers and sellers which might otherwise lead to shares trading at a material discount or premium to net asset value per share. While it has not adopted any formal discount or premium targets which would dictate the point at which the Company would seek to purchase shares or issue further shares, the Board is committed to utilising its share purchase and share issuance authorities where appropriate in such a way as to mitigate the effects of any such imbalance. In considering whether buy-back or issuance might be appropriate in any particular set of circumstances, the Board will take into account, inter alia: the prevailing market conditions; whether the discount is substantial relative to the Company's peers; the degree of net asset value accretion that will result from the buy-back or issuance; the cash resources readily available to the Company; the immediate pipeline of investment opportunities open to the Company; the level of the Company's existing borrowings; and the working capital requirements of the Company. The Board, having assessed the impact of the shares bought back during the year to 31 May 2022, are of the view that in the current market environment it is not in the best interests of shareholders to continue buying back the Company's shares. The Board believes allowing the Managers to use the capital to invest in exciting growth opportunities is a more successful method of enhancing long term returns for shareholders. The Board will continue to monitor the discount and will amend the approach to discount management as and when market conditions require it and when it is in the Company's best interests to do so. The Board will keep shareholders apprised, on a regular and ongoing basis, of the approach which it has adopted in implementing this liquidity policy, principally through commentary in its Annual and Interim Reports.

Share Buy-backs – at the Annual General Meeting held on 16 September 2022 the Company was granted a general authority to make purchases of up to 45,742,539 shares, being approximately 14.99% of the issued ordinary share capital as at 5 August 2022. This authority expires at the forthcoming Annual General Meeting. In exercising the Company's power to buy back shares, the Board has complete discretion as to the timing, price and volume of shares so purchased. If the Company does purchase its own shares it may hold them in treasury rather than purchase them for cancellation. Shares may only be reissued from treasury at a price which, after issue costs, is not less than the net asset value per share at the relevant time.

All share repurchases are conducted in accordance with the Companies Act 2006 and the Listing Rules applicable to closed-ended investment funds from time to time and are announced to the market via a Regulatory Information System on the same or the following day.

No shares were bought back during the year under review. At 31 May 2023 2,206,300 shares were held in treasury.

The Directors are seeking shareholders' approval at the Annual General Meeting to renew the authority to purchase up to 14.99% of the ordinary shares in issue as at 4 August 2023, being the latest practicable date prior to the publication of this document or, if less, up to 14.99% of the ordinary shares in issue (excluding treasury shares) on the date on which the authority is granted, such authority to expire at the date of the Annual General Meeting in 2024. Such purchases will only be made at a discount to the prevailing net asset value. Any such shares which are bought back may be held in treasury and may subsequently then either be sold for cash or cancelled.

Share Issuance – the Directors will again be seeking authorities at the forthcoming Annual General Meeting for issuance and disapplication of pre-emption rights to sell any shares held in treasury and allot new shares at a premium to the net asset value per share with debt valued at fair value. These authorities will expire at the conclusion of the 2024 Annual General Meeting or on the expiry of 15 months from the passing of the resolutions, whichever is earlier. Should shareholder approval be granted it will allow the Directors to issue new ordinary shares at a premium to net asset value or C shares convertible into ordinary shares, in order to satisfy investor demand over the year should the Company be in a position to do so.

No new ordinary shares will be issued at a price which (after costs and expenses) is less than the net asset value per existing ordinary share at the time of the issue of the new shares, unless the new shares are first offered pro-rata to shareholders on a pre-emptive basis. C shares will be issued at a price of £1 per C share. As mentioned above, the Company has the authority to raise further funds through the issue of C shares rather than ordinary shares. C shares are designed to overcome the potential disadvantages that may arise out of a fixed price issue of further shares for cash. These disadvantages relate primarily to the effect that an injection of uninvested cash may have on the net asset value per ordinary share performance of an otherwise fully invested portfolio (commonly referred to as 'cash drag').

During the year to 31 May 2023, the Company issued no shares. Between 1 June 2023 and 4 August 2023 no shares were issued.

Performance

At each Board meeting, the Directors consider a number of performance measures to assess the Company's success in achieving its objectives.

Key Performance Indicators

The key performance indicators ('KPIs') used to measure the progress and performance of the Company over time are established industry measures and are as follows:

- the movement in the net asset value per ordinary share;
- the movement in the share price;
- the movement of the net asset value and share price performance compared to the comparative index;
- the premium/discount of the share price to the net asset value per share; and
- the ongoing charges ratio.

An explanation of these measures can be found in the Glossary of Terms and Alternative Performance Measures on pages 76 and 77.

The KPIs for the year to 31 May 2023 and since inception, 28 March 2018, are shown on pages 1, 27 and 28.

In addition to the above, the Board considers peer group comparative performance.

Borrowings

At 31 May 2023 the drawings were US\$25 million under the five-year revolving credit facility with ING Bank N.V., London Branch which expires on 31 July 2023 and US\$25 million under the three-year fixed rate facility with ING Bank N.V., London Branch which expires on 23 October 2023 (31 May 2022 – US\$25 million drawn under the five-year revolving credit facility and US\$25 million under the three-year fixed rate facility) (see notes 11 and 12 on page 60 for the sterling equivalent at each period end). Subsequent to the year end on 26 July 2023, the expiring US\$25 million revolving credit facility with ING Bank N.V. was refinanced with a three-year revolving credit facility of US\$25 million from ING Bank N.V., London Branch.

Principal and Emerging Risks

As explained on page 36 there is an ongoing process for identifying, evaluating and managing the risks faced by the Company on a regular basis. The Directors have carried out a robust assessment of the principal and emerging risks facing the Company, including those that would threaten its business model, future performance, regulatory compliance, solvency or liquidity. There have been no significant changes to the principal risks during the year. A description of these risks and how they are being managed or mitigated is set out below:

The Board considers the heightened macroeconomic and geopolitical concerns to be factors which exacerbate existing risks, rather than discrete risks, within the context of an investment trust. Their impact is considered within the relevant risks.

Financial Risk – the Company's assets consist mainly of listed securities and its principal and emerging financial risks are therefore market related and include market risk (comprising currency risk, interest rate risk and other price risk), liquidity risk and credit risk. An explanation of those risks and how they are managed is contained in note 19 to the Financial Statements on pages 62 to 68. The Board has, in particular, considered the impact of heightened market volatility over recent months due to macroeconomic factors such as higher inflation and interest rates and geopolitical concerns, including the Russia-Ukraine conflict. As oversight of this risk, the Board considers at each meeting various metrics including industrial sector weightings, top and bottom stock contributors to performance and sales and purchases of investments. Individual investments are discussed with the portfolio managers together with general views on the investment market and sectors. A strategy meeting is held annually.

Private Company Investments – the Company's risk could be increased by its investment in private company securities. These assets may be more difficult to buy or sell, so changes in their prices may be greater than for listed investments. To mitigate this risk, the Board considers the private company securities in the context of the overall investment strategy and provides guidance to the Managers on the maximum exposure to private company securities. The investment policy limits the amount which may be invested in private company securities to 50% of the total assets of the Company, measured at the time of investment.

Investment Strategy Risk – pursuing an investment strategy to fulfil the Company's objective which the market perceives to be unattractive or inappropriate, or the ineffective implementation of an attractive or appropriate strategy, may lead to reduced returns for shareholders and, as a result, a decreased demand for the Company's shares. This may lead to the Company's shares trading at a widening discount to their net asset value. To mitigate this risk, the Board regularly reviews and monitors the Company's objective and investment policy and strategy, the investment portfolio and its performance, the level of discount/premium to net asset value at which the shares trade and movements in the share register, and raises any matters of concern with the Managers.

Environmental, Social and Governance Risk – as investors place increased emphasis on environmental, social and governance ('ESG') issues, perceived problems on ESG matters in an investee company could lead to that company's shares being less attractive to investors, adversely affecting its share price, in addition to potential valuation issues arising from any direct impact of the failure to address any ESG weakness on the operations or management of the investee company (for example a failure to identify a pathway to Net Zero or poor employment practices). Repeated failure by the Manager to identify ESG weaknesses in investee companies could lead to the Company's own shares being less attractive to investors, adversely affecting its own share price. This is mitigated by the Manager's strong ESG stewardship and engagement policies which are available to view on the Managers' website: [bailliegifford.com](https://www.bailliegifford.com) and have been reviewed and endorsed by the Board, and which are fully integrated into the investment process as well as the extensive up-front and ongoing due diligence which the Manager undertakes on each investee company. This due diligence includes assessment of the risks inherent in climate change as well as ongoing positive engagement on ESG related issues (see page 17).

Discount Risk – the discount/premium at which the Company's shares trade relative to its net asset value can change. The risk of a widening discount is that it may undermine investor confidence in the Company. The Board monitors the level of discount/premium at which the shares trade and the Company has authority to buy back its existing shares, when deemed by the Board to be in the best interests of the Company and its shareholders. The Liquidity Policy is set out on page 5.

Regulatory Risk – failure to comply with applicable legal and regulatory requirements such as the tax rules for investment trust companies, the FCA Listing Rules and the Companies Act could lead to suspension of the Company's Stock Exchange listing, financial penalties, a qualified audit report or the Company being subject to tax on capital gains. To mitigate this risk, Baillie Gifford's Business Risk, Internal Audit and Compliance Departments provide regular reports to the Audit Committee on Baillie Gifford's monitoring programmes. Major regulatory change could impose disproportionate compliance burdens on the Company. In such circumstances representation is made to ensure that the special circumstances of investment trusts are recognised. Shareholder documents and announcements, including the Company's published Interim Report and Annual Report and Financial Statements, are subject to stringent review processes and procedures are in place to ensure adherence to the Transparency Directive and the Market Abuse Directive with reference to inside information.

Custody and Depositary Risk – safe custody of the Company's assets may be compromised through control failures by the Depositary, including breaches of cyber security. To monitor potential risk, the Audit Committee receives half yearly reports from the Depositary confirming safe custody of the Company's assets held by the Custodian. Cash and portfolio holdings are independently reconciled to the Custodian's records by the Managers. The Custodian's assured internal controls reports are reviewed by Baillie Gifford's Business Risk Department and a summary of the key points is reported to the Audit Committee and any concerns investigated.

Operational Risk – failure of Baillie Gifford's systems or those of other third party service providers could lead to an inability to provide accurate reporting and monitoring or a misappropriation of assets. To mitigate this risk, Baillie Gifford has a comprehensive business continuity plan which facilitates continued operation of the business in the event of a service disruption or major disaster. The Audit Committee reviews Baillie Gifford's Report on Internal Controls and the reports by other key third party providers are reviewed by Baillie Gifford on behalf of the Board and a summary of the key points is reported to the Audit Committee and any concerns investigated. The other key third party service providers have not experienced significant operational difficulties affecting their respective services to the Company.

Cyber Security Risk – a cyber attack on Baillie Gifford's network or that of a third party service provider could impact the confidentiality, integrity or availability of data and systems. To mitigate this risk, the Audit Committee reviews Reports on Internal Controls published by Baillie Gifford and other third party service providers. Baillie Gifford's Business Risk Department report to the Audit Committee on the effectiveness of information security controls in place at Baillie Gifford and its business continuity framework. Cyber security due diligence is performed by Baillie Gifford on third party service providers which includes a review of crisis management and business continuity frameworks.

Leverage Risk – the Company may borrow money for investment purposes (sometimes known as 'gearing' or 'leverage'). If the investments fall in value, any borrowings will magnify the extent of this loss. If borrowing facilities are not renewed, the Company may have to sell investments to repay borrowings. The Company can also make use of derivative contracts. All borrowings require the prior approval of the Board and leverage levels are discussed by the Board and Managers at every meeting. Covenant levels are monitored regularly. The majority of the Company's investments are in quoted securities that are readily realisable. Further information on leverage can be found on page 75 and the Glossary of Terms and Alternative Performance Measures on pages 76 and 77. Capital constraints and other macroeconomic factors could result in banks being unwilling to lend, preventing the Company from making use of leverage to enhance long-term returns for shareholders.

Political and Associated Economic Risk – the Board is of the view that political change in areas in which the Company invests or may invest may have practical consequences for the Company. Political developments are closely monitored and considered by the Board. The Board continues to assess the potential consequences for the Company's future activities including those that may arise from geopolitical tensions. The Board remains watchful of broader global political tensions and the associated potential for armed conflict.

Emerging Risks – as explained on pages 6 and 7 the Board has regular discussions on principal risks and uncertainties, including any risks which are not an immediate threat but could arise in the longer term. The Board considers that the key emerging risks arise from the interconnectedness of the global economy (including factors such as supply chain constraints, economic sanctions and lending associated capital constraints) and the related exposure of the investment portfolio to external and emerging threats such as the societal and financial implications of an escalation of geopolitical tensions, cyber risk, artificial intelligence, new infectious diseases or similar public health threats. This is mitigated by the Manager's close links to the investee companies and their ability to ask questions on contingency plans. The Manager believes the impact of such events may be to slow growth rather than to invalidate the investment rationale over the long term.

Viability Statement

In accordance with provision 31 of the UK Corporate Governance Code, that the Directors assess the prospects of the Company over a defined period, the Directors have elected to do so over a period of five years. The Directors continue to believe this period to be appropriate, as it is reflective of the longer-term investment strategy of the Company, and to be a period during which, in the absence of any adverse change to the regulatory environment and to the favourable tax treatment afforded to UK investment trusts, they do not expect there to be any significant change to the current principal risks facing the Company nor to the adequacy of the mitigating controls in place. Furthermore, the Directors do not reasonably envisage any change in strategy or objectives or any events that would prevent the Company from continuing to operate over that period.

In considering the viability of the Company, the Directors have conducted a robust assessment of each of the Company's principal and emerging risks and uncertainties as detailed on pages 6 and 7 and in particular the impact of market risk where a significant fall in American equity markets would adversely impact the value of the Company's investment portfolio. The Directors have also considered the Company's leverage and liquidity in the context of the unsecured floating rate loan facility which expired in July 2023 and the unsecured fixed rate loan facility due to expire in October 2023, the income and expenditure projections and the fact that the Company's investments comprise mainly readily realisable quoted equity securities which can be sold to meet funding requirements if necessary. Specific leverage and liquidity stress testing was conducted during the year, including consideration of the risk of further market deterioration. The leverage stress testing identified the impact on leverage in scenarios where gross assets fall by 25% and 50%, reflecting a range of market conditions that may adversely impact the portfolio. The liquidity stress testing identified the reduction in the value of assets that can be liquidated within one month that would result in the value of those assets falling below the value of the borrowings. The stress testing did not indicate any matters of concern. In addition, as substantially all of the essential services required by the Company are outsourced to third party service providers, this allows key service providers to be replaced at relatively short notice where necessary.

Based on the Company's processes for monitoring operating costs, share price discount/premium, the Managers' compliance with the investment objective, asset allocation, the portfolio risk profile, leverage, counterparty exposure, liquidity risk and financial controls, the Directors have concluded that there is a reasonable expectation that the Company will be able to continue in operation and meet its liabilities as they fall due over the next five years as a minimum.

Promoting the Success of the Company (Section 172 Statement)

Under section 172 of the Companies Act 2006, the directors of a company must act in the way they consider, in good faith, would be most likely to promote the success of the company for the benefit of its members as a whole, and in doing so have regard (amongst other matters and to the extent applicable) to:

- a) the likely consequences of any decision in the long term;
- b) the interests of the company's employees;
- c) the need to foster the company's business relationships with suppliers, customers and others;
- d) the impact of the company's operations on the community and the environment;
- e) the desirability of the company maintaining a reputation for high standards of business conduct; and
- f) the need to act fairly as between members of the company.

In this context, having regard to Baillie Gifford US Growth being an externally managed investment company with no employees, the Board considers the Company's key stakeholders to be: its existing and potential new shareholders; its externally-appointed Managers (Baillie Gifford); other professional service providers (Corporate Broker, Registrar, Auditor and Depositary); lenders; wider society and the environment.

The Board considers that the interests of the Company's key stakeholders are aligned, in terms of wishing to see the Company deliver sustainable long-term growth, in line with the Company's stated objective and strategy, and meet the highest standards of legal, regulatory, and commercial conduct, with the differences between stakeholders being merely a matter of emphasis on those elements. The Board's methods for assessing the Company's progress in the context of its stakeholders' interests are set out below.

The Board places great importance on communication with shareholders. The Annual General Meeting provides the key forum for the Board and Managers to present to shareholders on the Company's performance, future plans and prospects. The Chairman is available to meet with shareholders as appropriate. The Managers meet regularly with shareholders and their representatives, reporting their views back to the Board. Directors are available to attend certain shareholder presentations, in order to gauge shareholder sentiment first hand. Shareholders may also communicate with members of the Board at any time by writing to them at the Company's registered office or to the Company's broker and by emailing the Managers at trustenquiries@bailliegifford.com. These communication opportunities help inform the Board when considering how best to promote the success of the Company for the benefit of all shareholders over the long term.

The Board seeks to engage with its Managers and other service providers in a collaborative and collegiate manner, encouraging open and constructive discussion and debate, whilst also ensuring that appropriate and regular challenge is brought and evaluation conducted. This approach aims to enhance service levels and strengthen relationships with the Company's providers, with a view to ensuring the interests of the Company's shareholders and other stakeholders are best served by keeping cost levels proportionate and competitive, and by maintaining the highest standards of business conduct.

Whilst the Company's operations are limited, as third party service providers conduct all substantive operations, the Board is aware of the need to consider the impact of the Company's investment strategy and policy on wider society and the environment. The Board considers that its oversight of environmental, social and governance ('ESG') matters is an important part of its responsibility to all stakeholders and that proper consideration of ESG factors

sits naturally with Baillie Gifford US Growth's longstanding aim of providing a sustainable basis for adding value for shareholders. The Board's review of the Managers includes an assessment of their ESG approach and its application in making investment decisions. The Board supports the Managers' long-term perspective as set out in their Investment Principles on page 15 and regularly reviews Governance Engagement reports, which document the Managers' interactions with investee companies on ESG matters. Examples of some of these purposeful conversations have been included on page 17.

The Board recognises the importance of keeping the interests of the Company's shareholders, and of acting fairly between them, firmly front of mind in its key decision making. The Company Secretaries are at all times available to the Board to ensure that suitable consideration is given to the range of factors to which the Directors should have regard. In addition to ensuring that the Company's stated investment objective was being pursued, key decisions and actions during the year which required the Directors to have regard to applicable section 172 factors included:

- the appointment of Panmure Gordon (UK) Limited with effect from 1 June 2023 as the corporate broker following the completion of a tender process. The Board believes that the appointment of Panmure Gordon will continue to support the liquidity of the Company's shares to the benefit of existing and potential shareholders and provide the Board with access to its market expertise;
- replacing the expiring revolving credit facility from ING Bank N.V. subsequent to the year end on 26 July with a three-year US\$25 million unsecured revolving credit facility from ING Bank N.V., for the purpose of investing in exciting growth opportunities, which the Board believes will enhance long term returns for shareholders; and
- following a formal tender process, the Board proposes the appointment of Ernst & Young LLP as Auditor for the financial year commencing 1 June 2023.

Employees, Human Rights and Community Issues

The Board recognises the requirement to provide information about employees, human rights and community issues. As the Company has no employees, all its Directors are non-executive and all its functions are outsourced, there are no disclosures to be made in respect of employees, human rights and community issues.

Gender Representation

At 31 May 2023, the Board comprised five Directors, three male and two female. The Company has no employees. The Board's policy on diversity is set out on page 35.

Environmental, Social and Governance Policy

Details of the Company's policy on socially responsible investment can be found under Corporate Governance and Stewardship on page 37.

The Company considers that it does not fall within the scope of the Modern Slavery Act 2015 and it is not, therefore, obliged to make a slavery and human trafficking statement. In any event, the Company considers its supply chains to be of low risk as its suppliers are typically professional advisers. A statement by the Managers under the Act has been published on the Managers' website at bailliegifford.com.

Future Developments of the Company

The outlook for the Company for the next twelve months is set out in the Chairman's Statement on pages 2 and 3 and the Managers' Review on pages 10 to 13.

Managers' Review

During the period from 23 March 2018, launch date and first trade date, to 31 May 2023, the Company's share price and net asset value total return (after deducting borrowings at fair value) returned 44.1% and 90.4%, respectively. This compares with a total return of 102.0% for the S&P 500 Index* (in sterling terms).

We are disappointed. We asked you to judge us over the long term, and as shareholders and managers of the Baillie Gifford US Growth Trust, we are dissatisfied with our five-year performance. These are not the numbers we looked to deliver at the Company's fifth anniversary.

It has been a volatile period. We have experienced multiple once-in-a-generation events since the Company was founded: a global pandemic, war, and supply shocks. With such turbulence, it is easy to overlook the fundamental progress the underlying companies we invest your capital in have made.

We launched Baillie Gifford US Growth Trust in March 2018 with the belief that a fund with a five-plus year time horizon that could invest in the most exceptional public and private growth businesses in the US, brought something different to the market and had the opportunity to deliver outsized returns. We continue to believe that to be the case. When we began, 0% of the portfolio was invested in private companies. At the end of May 2023, that number stands at 34.5%. We now have two private companies in the top ten and six in the top twenty. We believe this is something to be celebrated, not feared. We are delighted that private companies have grown sufficiently to make considerable contributions to the Company's future performance. We believe these companies are among the most important forces behind future progress.

Whilst share prices have been volatile since inception, the fundamental progress of the companies within the Company has been phenomenal.

Zipline, the drone delivery company, was our first private investment. Today it represents 2.3% of total assets. In 2018, Zipline's operations were predominantly in Rwanda, where its autonomous drones played a pivotal role in delivering medical supplies, specifically blood, to hard-to-reach locations. Fast forward to 2023, and Zipline serves 3,400 hospitals and health facilities globally and is contracted to serve more than 10,000 by the end of the year. While initially focusing on medical supplies, the company has expanded into ecommerce, animal, and agricultural products. Zipline is now the largest autonomous drone delivery company on earth, having flown over forty million commercial, autonomous miles, and is on track to make twice as many deliveries this year as all previous years combined. And with Zipline's home delivery system launching two months ago in the US, it is just getting started.

In 2018, Shopify, the commerce platform for merchants and the largest public investment in the Company, had gross merchandise value ("GMV") of ~US\$40 billion, a 2.6% take rate, and revenue had just crossed the one-billion-dollar mark. Fast forward to 2023, and GMV sits at close to US\$200 billion, the company's take rate in quarter one was over 3.0% and FY22 revenue was close to US\$3 billion. Additionally, the company launched numerous products, including Shop Pay Instalments in 2021 and Audiences (an advertising tool) in 2022. With net cash of US\$3.9 billion, there is plenty of scope for innovation and new product launches.

Space Exploration Technologies ("SpaceX") makes rockets and satellites. In 2018 SpaceX made 21 launches, about half of which made successful ground landings. In 2022 the company launched 61 orbital missions, nearly doubling its previous single-year record of 31, set in 2021. That number means that SpaceX launched, on average, every six days from one of three sites. It has achieved this by making its service much cheaper, driven by reusable rockets. Nothing illustrates this more effectively than SpaceX recently relaunching one of its Falcon rockets for the fifteenth time. SpaceX is leveraging this cost advantage to move into the communications sector with Starlink, a low earth orbit satellite constellation to deliver fast broadband to rural areas. It already has over one million customers. Starlink recorded its first quarter of positive free cash flow in 2022 and President and COO Gwynne Shotwell has said publicly that the internet business "will make money" in 2023, joining the core launch business which already "makes money".



© Joerg Boethling/Alamy Stock Photo.

* Source: Refinitiv/Baillie Gifford and relevant underlying index providers. See disclaimer on page 75.

Past performance is not a guide to future performance.

For a definition of terms see Glossary of Terms and Alternative Performance Measures on pages 76 and 77.

Amazon's cloud offering AWS has grown revenues from US\$26 billion in 2018 to US\$80 billion today. Wayfair, the online homeware business, has more than doubled its top line since 2018, seen gross margin expansion of more than 700 basis points and nearly doubled its active customer base from 13 million to over 21 million. CoStar, the commercial and residential real estate company, has increased its revenue 126%, adding over US\$1 billion, since the Company's launch, expanded margins and reduced them again as it invests counter-cyclically in new growth opportunities. Watsco, the heating, ventilation and air conditioning ('HVAC') distribution business, has improved gross margins by 410 basis points, built an ecommerce business which is now over 33% of sales and grown EPS at a 24% compound annual growth rate.

Of course, the progress of companies in the Company's portfolio has not been a linear journey; there have been highs and lows. However, when surrounded by noise and volatility, it is easy to forget how far many of the companies we invest in on behalf of the Company have come. The fundamental progress on a five-year view has been remarkable for many businesses.

Opportunity Remains

In nature, there exists a mushroom: the matsutake. Matsutake are wild mushrooms that emerge in some of the most disturbed environments in the world. However, matsutake is not considered a pest; it is a gourmet treat: the most valuable mushroom in the world.

Nature shows us that valuable products can emerge even within the most disturbed environments. The same applies to companies; difficult times help us identify resilience and adaptability, two core tenets of long-run success. While the term disturbance has negative connotations, disturbance can renew as well as destroy. The razing of a forest, while on the face of it destructive, enables new life to flourish. In a burning and charred world, it is easy to forget the potential and opportunity that lies beneath. The pull toward the safety of established trees or, in our world, companies, threatens to overwhelm.

Patience is key: the most impactful innovations may lie dormant until the environment is right for them to flourish. A great number of innovations arrive before their time. Dormancy can result from inertia, powerful incumbency, and resistance to change. Idea creation is the easy task; creating success is where the hard work begins. Disturbance creates opportunities for innovation because it enables heterogeneity – it opens the possibility of alternative landscapes and new ways of doing things. As the pull toward convention and homogeneity continues, disturbance can create lasting transformations that enable exuberant growth and progress.

The rapidly changing macro environment over the past year is the stock market equivalent of disturbance. While uncomfortable to experience, it may be that periodic disturbance is necessary to separate the wheat from the chaff and to help the landscape evolve – enabling new forces the opportunity to flourish in time and drive progress. However, much like the razing of a forest, damage has been done. For some companies, the damage, whether the consequence of unsustainable business models or an overreliance on cheap access to capital, will be fatal. For some, the damage is painful but survivable, for others, the changed landscape marks a significant opportunity.

Like fungi, companies evolve in response to the environment in which they find themselves. In the past year, we have seen a clear shift in the portfolio toward profitable growth. Companies continue to invest in the future, but they are cognisant that the path of progress is less likely to be funded by others.

Companies have felt the squeeze of the macroeconomic environment. Growth rates have slowed. Estimates and expectations have been reset. Those who over-invested in their cost bases during the pandemic years must readjust now. Companies such as Wayfair, Twilio, Shopify and Snap have announced layoffs which bring about cultural challenges but also the opportunity for increased discipline and operational efficiency while continuing to invest in the long-run opportunity. Cloud companies such as Snowflake, Cloudflare and Datadog are experiencing slower growth rates as their underlying customers look for ways to reduce costs. Still the structural opportunity for cloud companies remains very much intact – Amazon CEO Andy Jassy has suggested around 90% of IT spend is still on-premise. Other companies like Duolingo, the gamified language learning app, and The Trade Desk, the programmatic advertising platform, which are earlier still in their structural opportunity, have seen limited impact from the macroeconomic environment. Duolingo has recently seen its seventh straight quarter of accelerating user growth, and revenue increase 34% year on year in 2022. It has shifted the number of paying users from around 4% at IPO in 2021 to around 8% today and continues to innovate with the launch of Duolingo Max, its AI-powered offering which enables roleplay and personalised feedback. The Trade Desk has grown its share of the global advertising market from 0.6% to 1.0% since 2020; its revenues have grown over 20% annually since March 2018. The company has continued to innovate, launching its first upfront advertising product this year.

Companies which survive and adapt to the macroeconomic shocks of the past year can emerge stronger than before, and like the matsutake mushroom, those that do are likely to be far more valuable in future.

Portfolio Changes

To the end of May, turnover was low at 7.1%, reflecting our belief in the companies we own. Having revisited the upside cases for most of the Company's holdings, we continue to believe in the underlying investment opportunities.

Almost every beneficiary of Covid-19 has seen a significant de-rating. When performance is challenged, it is easy to be drawn into focusing on the underperforming stocks and those where your conviction is waning. We believe new ideas and enthusiasms should drive portfolio changes. Thus, we have spent time on new ideas and underwriting the Company's investments. Bringing new ideas, or a new perspective on a current holding, to the table and comparing them to our existing portfolio enables constructive discussion of ideas, moving the conversation beyond short-term challenges to whether a stock merits a position in the portfolio and at what scale.

There have been some changes to the top ten over the last year, with NVIDIA, Netflix and CoStar moving into its ranks. All have become larger holdings because of solid share price performance; CoStar and Netflix over the past year and NVIDIA since the beginning of this year. A reduction in Illumina moved it out of the top ten. The ability to read DNA remains foundational for advances in healthcare, but the competitive landscape is evolving rapidly, and the company's execution has disappointed.



Roblox is built by a global community of millions of developers and creators making new experiences for users to explore.

© Sergei Elagin/Shutterstock.

We added several new listed holdings to the portfolio over the last year: Roblox, Sweetgreen and Doximity. Roblox is an online gaming and game creation platform with a strong market share in the 9–12-year-old demographic. We began researching the company before its IPO and were excited at its opportunity to ‘age up’ its user base and broaden the experiences available on the platform. We used share price weakness to initiate a holding. We also bought a small holding in Sweetgreen, a salad restaurant chain. Again, we have followed the business for some time. The company is early in its store rollout. Still, its strong brand, positive store economics, creative management team and clear plan to self-sustainability led us to take a position. Doximity's vision is to become the ‘Bloomberg of Medicine’. The company has created free-to-use products which improve quality and productivity within a social network for doctors and monetises by selling hyper-targeted, unobtrusive advertising to pharmaceutical companies. With only 20% of pharmaceutical marketing budgets allocated to digital advertising compared to around 80% for Fortune 100 companies, the opportunity is significant.

We sold Peloton, Teladoc, Appian, Butterfly Network, Carvana and First Republic during the period. Abiomed was acquired by Johnson and Johnson. Butterfly Network, the portable ultrasound company, struggled with its go-to-market strategy and significant turnover among its executive team. While we hope Butterfly can succeed, we felt the probability of doing so was diminishing, and we sold the holding. Our most recent sale was Carvana, the online used car dealership. While the opportunity for the business

remains large, we concluded that it had become constrained by its financing position. The company has taken steps to address its finances, but we are concerned the cost controls may cut into its ability to compete effectively.

We sold First Republic as the bank grappled with a run on its deposits in the wake of the Silicon Valley Bank collapse. We have long admired First Republic's service model, deep customer relationships, conservative lending culture and management team, but these features did not provide protection when panic set in. Given the existential risk in the near term posed by deposit withdrawals and the higher cost of replacement funding depressing future profitability, we sold the holding with a heavy heart.

We made one additional unlisted investment over the last twelve months: Oddity. We have included a description of this business on page 20. Given the market environment, none of our existing private company holdings went public during the period. The net result was that, at the end of May, we held 25 private company investments which comprised 34.5% of total assets. Considering companies that were previously private company investments, but are now public, this figure rises to 38.0%.



Sweetgreen has a clear plan to self-sustainability and are committed to becoming carbon neutral by the end of 2027.

© Bloomberg/Getty Images.

Investment Principles

As we have done for the last three years, we have included our investment principles again, unaltered. We hope that by publishing our investment framework in this and future communications we provide shareholders with a useful reminder of our philosophy and a yardstick with which to measure us.

Our second principle begins: ‘Short-term volatility is an inevitable feature of the market, and we will not manage the portfolio to reduce volatility at the expense of long-term gain.’ In recognising the inescapability of volatility up front, we can be better prepared for it when it happens. The last few years have been particularly volatile and challenging. However, our philosophy and process remain our rock in these difficult times, and our confidence in it and the Company's underlying holdings has not weakened.

Outlook

When surrounded by noise and volatility, taking a step back and gaining perspective is difficult. But it is essential to do so. The barrier between what is and what could be has never felt lower. As a child, movies and sci-fi books talked about quantum computing, artificial intelligence, space travel, drone delivery, software code as medicine and biology's power to solve the world's problems. These topics are no longer a figment of imagination. The Company owns companies addressing each: PsiQuantum, NVIDIA, SpaceX, Zipline, Moderna and Ginkgo Bioworks. The future feels closer than it has ever been before, and that is indicative of a world ripe with opportunity.

It is true that success does not happen in a vacuum; more than creativity and innovation is needed. Success also depends upon the environment into which an idea is born. We are long-term investors, but we cannot lose sight of the fact that companies have to face their current circumstances as they are today, not as they will look in the future. Still, those businesses that can survive, adapt and thrive in the face of significant disturbance have the opportunity to emerge from this environment stronger than they went in.

As managers of the Baillie Gifford US Growth Trust, the worst thing we could do right now is to go against the philosophy that underpins our approach and try and 'fix' performance, focusing on the short term at the expense of the long term. Performance has been poor, and we are disappointed. No one sets out to underperform. Even if we know periods of underperformance are inevitable for a long-term growth investor, it does not make it easier. However, given the opportunities in front of the companies the Company invests in, we cannot panic and pro-cyclically turn defensive. We will not get every investment right. But we have underwritten the investment cases for the companies held in the portfolio and are excited about their long-term potential. The forest has been razed; we must not trample on the seedlings before they have had a chance to flourish.

The US Equity Team

Valuing Private Companies

We aim to hold our private company investments at 'fair value', i.e. the price that would be paid in an open-market transaction. Valuations are adjusted both during regular valuation cycles and on an ad hoc basis in response to 'trigger events'. Our valuation process ensures that private companies are valued in both a fair and timely manner.

The valuation process is overseen by a valuations group at Baillie Gifford, which takes advice from an independent third party (S&P Global). The valuations group is independent from the investment team with all voting members being from different operational areas of the firm, and the investment managers only receive final valuation notifications once they have been applied.

We revalue the private holdings on a three-month rolling cycle, with one-third of the holdings reassessed each month. During stable market conditions, and assuming all else is equal, each investment would be valued four times in a 12-month period. For investment trusts, the prices are also reviewed twice per year by the respective boards and are subject to the scrutiny of external auditors in the annual audit process.

Beyond the regular cycle, the valuations committee also monitors the portfolio for certain 'trigger events'. These may include changes in fundamentals, a takeover approach, an intention to carry out an Initial Public Offering ('IPO'), company news which is identified by the valuation team or by the portfolio managers, or meaningful changes to the valuation of comparable public companies. Any ad hoc change to the fair valuation of any holding is implemented swiftly and reflected in the next published net asset value ('NAV'). There is no delay.

The valuations committee also monitors relevant market indices on a weekly basis and updates valuations in a manner consistent with our external valuer's (S&P Global) most recent valuation report where appropriate.

Continued market volatility has meant that recent pricing has moved much more frequently than would have been the case with the quarterly valuations cycle. The following data quantifies the revaluations carried out during the year to 31 May 2023, however does not reflect the ongoing monitoring of the private investment portfolio that has not resulted in a change in valuation.

Baillie Gifford US Growth Trust*

Percentage of portfolio revalued up to 4 times#	30%
Percentage of portfolio revalued up to 6 times	80%
Percentage of portfolio revalued up to 7 times	20%

* Data reflecting period from 1 June 2022 to 31 May 2023 to align with the Company's reporting period.

Includes additions in the year.

Year to date, most revaluations have been decreases, with a small number of companies raising capital at an increased valuation. The average movement in company valuations and share prices for those are shown below.

	Average movement in company valuation	Average movement in share price
Baillie Gifford US Growth Trust*	-15.5%	-18.6%

* Data reflecting period 1 June 2022 to 31 May 2023 to align with the Company's reporting period.

During the year to 31 May 2023, as we continued to write down some of the valuations of the investments in the portfolio, the economic reality of the liquidation preferences having been reviewed, leading to a less pronounced divergence in the valuation decreases across the various share classes held in the portfolio and the underlying company valuations.

Investment Principles

To our shareholders

Our core task is to invest in the exceptional growth businesses in America. Over the full course of time, these companies will develop deep competitive moats and generate abnormal profits and unusually high shareholder returns. We endeavour to generate returns for our clients by helping in the creation and improvement of such useful enterprise. To the extent that we are successful in identifying these companies, we believe that we can multiply the wealth of our clients over the long term.

Managing shareholders' money is a huge privilege, and not one we take lightly. It is a relationship, not a transaction. Relationships can only be built on a foundation of trust and understanding. It is with this in mind that we seek to lay out the fundamental principles by which we will manage your money and the framework for how we make decisions so that you, our shareholders, can decide whether it aligns with your investment philosophy.

- We believe the fundamental measure of our success will be the value we create for our shareholders over the long term. It is only over periods of five years or more that the characteristics we look for in businesses become apparent. Our turnover has been low, consistent with our time horizon. We ask that our shareholders measure our performance over similar periods.
- Short-term volatility is an inevitable feature of the market, and we will not manage the portfolio to reduce volatility at the expense of long-term gain. Many managers are risk-averse and fear loss more than they value gain. Therefore, they accept smaller, more predictable risks rather than the larger and less predictable ones. We believe that this is harmful to long-term returns, and we will not shy away from making investments that are perceived to be risky if we believe that the potential payoffs are worthwhile. This means that our performance may be lumpy over the short term.
- We believe, and academic work has shown, that long-term equity returns are dominated by a small handful of exceptional growth companies that deliver outsized returns. Most stocks do not matter for long-term equity returns, and investors will be poorly served by owning them. In our search for exceptional growth companies, we will make mistakes. But the asymmetry inherent in equity markets, where we can make far more in a company if we are right than lose if we are wrong, tells us that the costliest of mistakes is excessive risk aversion.

- We do not believe that the index is the right starting point for portfolio construction. The index allocates capital based on size. We believe that capital should be allocated based on marginal return and the ability to grow at those rates of return. Big companies are not immune to disruption. We do not manage the portfolio to an active share target, but we expect the active share of this fund to be high.
- The role of capital markets has changed, and we have evolved with it. As companies are remaining private for longer, so too have we broadened our search for exceptional growth companies into private companies. We are largely indifferent to a company's private or public status. We will conduct diligent analysis and allocate capital to where the highest returns are likely to be.
- We may discuss long-term trends and themes present in the portfolio, but we do not plan on discussing short-term performance. We believe our duty is to maximise the long-term wealth of our shareholders, and that creating narratives around short-term performance serves our shareholders poorly.
- We will endeavour to operate in the most efficient, honest, and economical way possible. That means keeping our management fees and ongoing costs low. We recognise that even modest amounts, when allowed to compound over long periods of time, add up to staggering sums, and we do not wish to dilute the compounding of returns with the compounding of costs.

With this foundation, we hope to build Baillie Gifford US Growth into a world class savings vehicle. We are grateful that you have joined us on this journey, and we look forward to a long and hopefully prosperous relationship with you.

Baillie Gifford Statement on Stewardship

Baillie Gifford's over-arching ethos is that we are 'actual' investors. We have a responsibility to behave as supportive and constructively engaged long-term investors. We invest in companies at different stages in their evolution, across vastly different industries and geographies and we celebrate their uniqueness. Consequently, we are wary of prescriptive policies and rules, believing that these often run counter to thoughtful and beneficial corporate stewardship. Our approach favours a small number of simple principles which help shape our interactions with companies.

Our Stewardship Principles

Prioritisation of Long-term Value Creation

We encourage our holdings to be ambitious and focus their investments on long-term value creation. We understand that it is easy to be influenced by short-sighted demands for profit maximisation but believe these often lead to sub-optimal long-term outcomes. We regard it as our responsibility to steer holdings away from destructive financial engineering towards activities that create genuine economic and stakeholder value over the long run. We are happy that our value will often be in supporting management when others do not.

A Constructive and Purposeful Board

We believe that boards play a key role in supporting corporate success and representing the interests of all capital providers. There is no fixed formula, but it is our expectation that boards have the resources, information, cognitive and experiential diversity they need to fulfil these responsibilities. We believe that good governance works best when there are diverse skillsets and perspectives, paired with an inclusive culture and strong independent representation able to assist, advise and constructively challenge the thinking of management.

Long-term Focused Remuneration with Stretching Targets

We look for remuneration policies that are simple, transparent and reward superior strategic and operational endeavour. We believe incentive schemes can be important in driving behaviour, and we encourage policies which create genuine long-term alignment with external capital providers. We are accepting of significant payouts to executives if these are commensurate with outstanding long-run value creation, but plans should not reward mediocre outcomes. We think that performance hurdles should be skewed towards long-term results and that remuneration plans should be subject to shareholder approval.

Fair Treatment of Stakeholders

We believe it is in the long-term interests of all enterprises to maintain strong relationships with all stakeholders – employees, customers, suppliers, regulators and the communities they exist within. We do not believe in one-size-fits-all policies and recognise that operating policies, governance and ownership structures may need to vary according to circumstance. Nonetheless, we believe the principles of fairness, transparency and respect should be prioritised at all times.

Sustainable Business Practices

We believe an entity's long-term success is dependent on maintaining its social licence to operate and look for holdings to work within the spirit and not just the letter of the laws and regulations that govern them. We expect all holdings to consider how their actions impact society, both directly and indirectly, and encourage the development of thoughtful environmental practices and 'net-zero' aligned climate strategies as a matter of priority. Climate change, environmental impact, social inclusion, tax and fair treatment of employees should be addressed at board level, with appropriately stretching policies and targets focused on the relevant material dimensions. Boards and senior management should understand, regularly review and disclose information relevant to such targets publicly, alongside plans for ongoing improvement.

Purposeful Company Conversations

We talk often with the boards, managers and staff of the companies we invest in. These conversations are central to our research and monitoring. Gaining an insight into the motivations and abilities of the people running each company makes us more effective owners. We are both grateful for, and mindful of, the time that is made available to us.

We use that time as effectively as we can. We monitor every holding against our key investment contentions, which include statements on the broader societal impact of growth for each business. These frameworks help us to prioritise our questions when we meet with companies.

In return we communicate our reasons for owning the shares clearly to our holdings as a minimum. Simply knowing that you have a shareholder on the books who will support you if you make choices that enhance the long-term return opportunity can help management teams to be ambitious. More directly, we can provide capital support on occasion too, particularly for the private companies in the Company's portfolio.

It is far from a one-way street. We are not afraid to provide thoughtful challenge to the companies we invest in. We are clear about our views on topics we see as being key to each investment case. Some examples of the discussions we have found most useful this year are noted below.

Duolingo

We met with Duolingo, an online education business, in its Pittsburgh offices towards the end of 2022. We explored the company's use of AI. The company had shifted its product development focus towards generative AI earlier that year, and by the time we met with it every engineer in its organisation was using it. We discussed its content generation capabilities and the possibilities this might unlock. The founder Luis Von Ahn believes that human tutor equivalence could be five years away, well within our investment time horizon. The company aims to make great education universally available. We discussed how the high quality of its free product both furthers its mission and acts as an edge versus potential competition. The social benefits of Duolingo's growth do not just align with shareholder returns, they reinforce the company's potential. This is an exciting combination.

Shopify

We met with the Chief Operating Officer of the ecommerce platform Shopify in London in late 2022. Shopify's platform helps merchants of all sizes to sell online effectively and with little hassle. Its tools level the online playing field, which should lead to more competition and greater consumer choice. Having enjoyed strong demand for their services during the Covid-19 pandemic, the company has had to readjust to a much tougher environment. Shopify has made staff redundant and discontinued some of its investment projects. These choices present serious challenges to a growth business, but the discussion highlighted the considered approach that Shopify is taking as well as its efforts to maintain the pace of innovation at the projects it considers most important to its merchants.

Twilio

Twilio is a cloud-based software platform. It provides software that developers use when adding communication capabilities into their applications, allowing businesses to communicate with their customers in ways that were not possible until recently. Twilio has grown its sales substantially but has made little progress toward profitability. It has had to change focus in a toughening environment, making staff redundant and renegotiating compensation. We spoke with the company's Chief Operating Officer about these issues in 2022, including the dilutive effect of their stock-based compensation agreements. We followed up with a call in February this year to talk with the CEO and the leaders of Twilio's newly formed business divisions. Twilio still has serious challenges to address, but we believe that the stage is set for a more disciplined and efficient company to emerge.

Ginkgo Bioworks

The synthetic biology business has only been a public company since 2021, though the Company has invested in Ginkgo since 2019. Ginkgo designs, tests and ferments programmed cells for a wide range of end uses; from healthcare to chemicals manufacturing. It is a complicated and nascent business, and during the year we discussed with the company how it communicates its progress to public market participants. We suggested that the company might benefit from providing more disclosure about the potential value of its projects. Ginkgo often retains a right to participate in the future success of a product it develops via milestones, royalties or ownership. We think this is poorly understood. Improving awareness here could put the company on the strongest possible footing as it grows.



Ginkgo designs, tests and ferments programmed cells for a wide range of end uses.

© Ginkgo Bioworks.

Solugen

Solugen is a synthetic biology company that has remained private. It has been held in the Company's portfolio since 2021. Solugen aims to bring greener, cleaner and safer chemical production processes into the mainstream without sacrificing quality or raising costs. It does this by developing processes that harness both enzymes and metal catalysts. It already has products at commercial scale serving the oil and gas sector; an important validation of the concept. It is a highly ambitious, and potentially transformational business. We accepted the offer of a board observer position at the company. This has helped to deepen our understanding of how this innovative business is governed. It has also broadened our network of contacts who are experts in this space, providing valuable additional opportunities to learn more about this fast-developing industry.

Review of Investments

A review of the Company's ten largest investments and additions to the private company securities as at 31 May 2023 is given below and on the following two pages.

Top Ten Holdings

Space Exploration Technologies

6.5% of total assets*

Space Exploration Technologies designs, manufactures and launches advanced rockets and spacecraft. By fully embracing innovation and vertical integration, the company has opened up a series of cost and capability improvements which are transforming the space industry. These improvements have unlocked a diverse range of revenue generating opportunities in areas such as global satellite connectivity and space logistics.

Space Exploration Technologies is a private company investment.

Shopify

5.4% of total assets*

Shopify provides software tools which allow merchants to easily set-up and manage their businesses across an increasingly complex and fragmented retail landscape. Shopify's software helps to make merchants more efficient by automating large swathes of their operations (e.g. marketing, inventory management, payments, order processing, shipping) thus allowing them to focus on product market fit. The company maintains a rapid pace of innovation and is run by an impressive founder who has built a distinctive merchant-focused culture.

The Trade Desk

5.3% of total assets*

The advertising industry is undergoing a wholesale shift in the way that advertising is bought and sold. Whereas in the past advertising was bought and sold in bundles, in the digital world, advertising can be transacted on a one to one basis, targeting only the audiences that are relevant. The Trade Desk provides the technology that enables this targeted buying of advertising through real-time auctions. Its platform connects media buyers to a wide range of digital inventory and provides a set of tools to help buyers determine what price to pay for those ad opportunities. This is known as programmatic advertising – the buying of advertising using data. Programmatic advertising is still in its infancy and is growing rapidly, supported by higher efficacy and a tangible demonstration of return on investment. As the programmatic industry becomes mainstream, it will consolidate around a handful of buying platforms, and we believe that The Trade Desk will emerge as the leading buying platform for the independent internet.



© SpaceX.

* Total assets less current liabilities, before deduction of borrowings. See Glossary of Terms and Alternative Performance Measures on pages 76 and 77.

Stripe

4.2% of total assets*


Stripe is a payments technology company. Founded in 2010 by Irish brothers Patrick and John Collison, the company is in the process of developing a platform for sending money seamlessly and compliantly between any two internet-connected nodes in the world. The company processes massive volumes of payments from a broad customer base, ranging from US start-ups to global giants. Stripe's long-term ambition is to make entrepreneurship easier and thus significantly increase the amount of business conducted online.

Stripe is a private company investment.

Tesla

4.1% of total assets*

Tesla makes electric cars, battery storage and solar power systems. The company has proven that cars can be environmentally friendly without compromising on style, safety, or performance. We are in the early stages of a major shift in the transportation industry towards EVs, and Tesla is the best positioned globally to capitalise on this. It is an innovative and mission-driven company whose success is aligned with the interests of the planet.



© NVIDIA.

NVIDIA

4.0% of total assets*

NVIDIA designs and manufactures graphics processing units (GPUs) for the gaming and professional markets. They are highly specialised semiconductor chips that can be used for a range of applications, from gaming to machine learning and artificial intelligence ('AI'). After years of investment into both hardware and software, NVIDIA is well positioned to benefit from the rise of generative AI, as its chips form the infrastructure layer to power large language models. NVIDIA is using its scale to further reinvest in its opportunity; designing new hardware to make data centres more powerful and energy efficient, whilst building software to help companies adopt AI more quickly.

Amazon

3.7% of total assets*

Amazon addresses huge market opportunities in the form of global retail and global IT spending. In retail, it competes on price, selection and convenience and is improving all three as it gets bigger. Amazon's AWS (Amazon Web Services) division is less mature than its retail business, but it is no less exciting. Here, Amazon is in a clear position of leadership in what could turn out to be one of the largest and most important market shifts of our time. Both opportunities are outputs of what is perhaps most distinctive of all about Amazon – its culture. Amazon optimises for customer delight. The company is run with a uniquely long-term perspective. It is willing to be bold and scale its experiments (and failures) as it grows. These cultural distinctions allow Amazon to possess the rare and attractive combination of scale and immaturity.

Moderna

3.5% of total assets*

Moderna is a leader in the field of mRNA therapeutics, a new class of medicines that leverage the body's natural protein-production apparatus to treat diseases. It is known for its Covid-19 vaccine, but its long-term growth opportunity is far broader. mRNA is a foundational technology that theoretically has the potential to induce the production of just about any protein – human or non-human – inside our cells. This versatility opens up a wide range of therapeutic opportunities for mRNA. Furthermore, mRNA, like DNA, is, in a sense, digital, and is therefore programmable. In moving from one drug to the next, the delivery mechanism and building blocks remain the same. The only thing that changes is the code. Because of this, Moderna's mRNA platform ought to be more scalable than past drug development approaches. Indeed, Moderna may have more in common with a software company than a traditional biotech business.

* Total assets less current liabilities, before deduction of borrowings. See Glossary of Terms and Alternative Performance Measures on pages 76 and 77.

Netflix

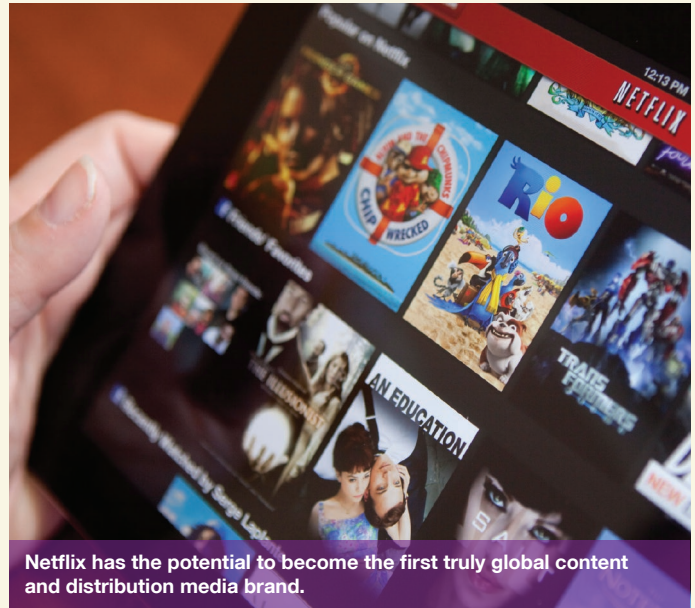
2.8% of total assets*

Netflix has the potential to become the first truly global content and distribution media brand. Its base of more than 230 million subscribers allows it to invest in building a strong customer proposition through its library of exclusive and desirable content. This in turn attracts more subscribers, creating a powerful flywheel that distances itself from other likely competitors. The shift from linear TV to on-demand streaming is still in the early stages, and Netflix is a prime beneficiary.

CoStar Group

2.6% of total assets*

CoStar provides information, analytics and online marketplaces to the commercial real estate industry in the US. The market for commercial real estate information and analytics is vast. Each transaction has numerous participants and copious information requirements and, to facilitate transactions, participants must have accurate and current information. CoStar provides this information through its CoStar Suite, a dataset that has been built up over three decades. It aims to provide industry professionals with the knowledge to research and complete transactions, price optimally and stay up to date with market changes. The company has leveraged its position to expand into online marketplaces in both commercial real estate, apartment listings and most recently residential real estate. The company is led by its ambitious founder, Andy Florance, who has shown himself to be a shrewd operator who is willing to sacrifice short-term profitability for long-term growth.



Netflix has the potential to become the first truly global content and distribution media brand.

© Francis Vachon / Alamy Stock Photo.

Private Company Securities Purchased in the Year to 31 May 2023



Oddity's brands present customers with high quality products in high-retention categories.

© Shutterstock/DCStockPhotography.

Oddity

0.9% of total assets*

Oddity is a cosmetics and skincare holding company, focused on launching online-only direct-to-consumer brands. Fundamentally, the company believes the western beauty industry has failed to make the transition to online and remains stuck in a paradigm of online replenishment purchases rather than customer acquisition. Oddity's brands present customers with high quality products in high-retention categories, at prestige price points (foundation at US\$45 vs US\$8–16 for mass market) and take away the primary frictions of online purchasing through a returns guarantee and product matching. The promise and ambition is to use the common data-driven backbone to iteratively launch brands with US\$1 billion plus sales potential and form a new type of Consumer Packaged Goods ('CPG') company.

* Total assets less current liabilities, before deduction of borrowings. See Glossary of Terms and Alternative Performance Measures on pages 76 and 77.

List of Investments as at 31 May 2023

Name	Business	2023 Value £'000	% of total assets *	2022 Value £'000
Space Exploration Technologies Class A Common ^①	Rocket and spacecraft company	2,374	0.4	2,122
Space Exploration Technologies Class C Common ^①	Rocket and spacecraft company	732	0.1	655
Space Exploration Technologies Series J Preferred ^①	Rocket and spacecraft company	20,041	3.3	17,917
Space Exploration Technologies Series K Preferred ^①	Rocket and spacecraft company	4,568	0.8	4,083
Space Exploration Technologies Series N Preferred ^①	Rocket and spacecraft company	11,505	1.9	10,285
		<u>39,220</u>	<u>6.5</u>	<u>35,062</u>
Shopify Class A	Cloud-based commerce platform provider	33,135	5.4	19,215
The Trade Desk	Advertising technology company	32,448	5.3	26,818
Stripe Class B Common ^①	Online payment platform	2,281	0.4	4,452
Stripe Series G Preferred ^①	Online payment platform	11,110	1.8	21,678
Stripe Series H Preferred ^①	Online payment platform	1,430	0.2	1,865
Stripe Series I Preferred ^①	Online payment platform	10,860	1.8	–
		<u>25,681</u>	<u>4.2</u>	<u>27,995</u>
Tesla	Electric cars, autonomous driving and solar energy	24,967	4.1	30,401
NVIDIA	Graphics chips	24,334	4.0	12,481
Amazon	Online retailer and cloud computing provider	22,361	3.7	21,988
Moderna	Therapeutic messenger RNA	21,025	3.5	25,556
Netflix	Subscription service for TV shows and movies	17,247	2.8	9,620
CoStar Group	Commercial property information provider	15,817	2.6	12,610
Brex Class B Common ^①	Corporate credit cards for start-ups	8,050	1.3	10,922
Brex Series D Preferred ^①	Corporate credit cards for start-ups	7,574	1.3	10,276
		<u>15,624</u>	<u>2.6</u>	<u>21,198</u>
Zipline International Series C Preferred ^①	Drone-based medical delivery	8,771	1.4	5,995
Zipline International Series E Preferred ^①	Drone-based medical delivery	4,970	0.8	3,695
Zipline International Series F Preferred ^①	Drone-based medical delivery	807	0.1	–
		<u>14,548</u>	<u>2.3</u>	<u>9,690</u>
Workday	Enterprise information technology	13,548	2.2	10,155
Faire Wholesale ^①	Online wholesale marketplace	4,546	0.7	7,590
Faire Wholesale Series F Preferred ^①	Online wholesale marketplace	5,114	0.9	7,886
Faire Wholesale Series G Preferred ^①	Online wholesale marketplace	3,789	0.6	4,569
		<u>13,449</u>	<u>2.2</u>	<u>20,045</u>
Cloudflare	Cloud-based provider of network services	12,589	2.1	9,551
Duolingo	Mobile learning platform	11,944	2.0	3,162
Doordash	Online local delivery	11,482	1.9	7,065
Watsco	Air conditioning, heating and refrigeration equipment distributor	11,076	1.8	10,024
Alnylam Pharmaceuticals	Therapeutic gene silencing	11,066	1.8	7,650
Discord Series I Preferred ^①	Communication software	11,006	1.8	11,740
Solugen Series C-1 Preferred ^①	Combines enzymes and metal catalysts to make chemicals	7,257	1.2	7,010
Solugen Series D Preferred ^①	Combines enzymes and metal catalysts to make chemicals	3,487	0.6	–
		<u>10,744</u>	<u>1.8</u>	<u>7,010</u>
Lyra Health Series E Preferred ^①	Digital mental health platform for enterprises	6,688	1.1	7,101
Lyra Health Series F Preferred ^①	Digital mental health platform for enterprises	1,591	0.3	1,656
		<u>8,279</u>	<u>1.4</u>	<u>8,757</u>
Datadog	IT monitoring and analytics platform	8,193	1.3	7,645
Roblox	User generated content game company	8,115	1.3	–
Databricks Series H Preferred ^①	Data and AI platform	7,974	1.3	8,193
Snowflake [®]	Developer of a SaaS-based cloud data warehousing platform	7,598	1.3	6,124
Twilio	Cloud-based communications platform	7,399	1.2	9,969
Novocure	Electric field based cancer therapies	7,182	1.2	8,406

Name	Business	2023 Value £'000	% of total assets *	2022 Value £'000
Convoy Common ^①	Marketplace for truckers and shippers	557	0.1	–
Convoy Series D Preferred ^①	Marketplace for truckers and shippers	2,962	0.5	4,834
Convoy Series E Preferred ^①	Marketplace for truckers and shippers	2,792	0.5	3,967
Convoy Convertible Loan Note ^①	Marketplace for truckers and shippers	403	0.1	–
		6,714	1.2	8,801
Snyk Ordinary Shares ^①	Developer of security software	2,424	0.4	1,659
Snyk Series F Preferred ^①	Developer of security software	4,061	0.6	3,889
		6,485	1.0	5,548
Illumina	Gene sequencing equipment and consumables	6,183	1.0	14,453
Chewy	Online pet supplies retailer	6,168	1.0	4,868
Epic Games ^①	Video game platform and software developer	6,060	1.0	10,555
Workrise Technologies Series D Preferred ^①	Jobs marketplace for the energy sector	2,662	0.4	3,595
Workrise Technologies Series D-1 Preferred ^①	Jobs marketplace for the energy sector	592	0.1	799
Workrise Technologies Series E Preferred ^①	Jobs marketplace for the energy sector	2,741	0.5	3,531
		5,995	1.0	7,925
Denali Therapeutics	Clinical stage neurodegeneration company	5,803	1.0	4,590
Pinterest	Image sharing and social media company	5,698	0.9	3,550
Penumbra	Medical tools to treat vascular diseases	5,696	0.9	4,847
Oddity Tech Ltd Class A ^①	Online cosmetics and skincare company	5,648	0.9	–
Zoom Video Communications	Remote conferencing service provider	5,385	0.9	9,006
MarketAxess Holdings	Electronic bond trading platform	5,071	0.9	5,475
BillionToOne Series C Preferred ^①	Molecular diagnostics technology platform	3,438	0.6	3,662
BillionToOne Promissory Note ^①	Molecular diagnostics technology platform	1,614	0.3	–
		5,052	0.9	3,662
Away (JRSK) Series D Preferred ^①	Travel and lifestyle brand	1,698	0.3	1,327
Away (JRSK) Convertible Promissory Note 2021 ^①	Travel and lifestyle brand	1,075	0.2	1,085
Away (JRSK) Convertible Promissory Note ^①	Travel and lifestyle brand	1,075	0.2	1,085
Away (JRSK) Series Seed Preferred ^①	Travel and lifestyle brand	1,165	0.2	617
		5,013	0.9	4,114
Roku	Online media player	4,895	0.8	8,337
Wayfair	Online furniture and homeware retailer	4,831	0.8	7,430
HashiCorp	Open source infrastructure software	4,709	0.8	3,549
Affirm ^②	Consumer finance	2,116	0.3	4,466
Affirm Class B ^②	Consumer finance	2,373	0.4	4,467
		4,489	0.7	8,933
10X Genomics	Single cell sequencing company	4,361	0.7	4,441
Coursera	Online educational services provider	4,176	0.6	5,824
Tanium Class B Common ^①	Online security management	3,814	0.6	6,737
Nuro Series C Preferred ^①	Self-driving vehicles for local delivery	2,040	0.3	3,930
Nuro Series D Preferred ^①	Self-driving vehicles for local delivery	1,645	0.3	3,201
		3,685	0.6	7,131
PsiQuantum Series D Preferred ^①	Silicon photonic quantum computing	3,535	0.6	3,770
Snap Class A	Camera and social media company	3,399	0.6	4,889
Ginkgo Bioworks ^③	Bioengineering company developing microorganisms that produce various proteins	2,946	0.5	5,842
Airbnb Class B Common ^④	Online marketplace for travel accommodation	2,725	0.4	2,951
Doximity	Social network and digital workflow tools for medical professionals	2,680	0.4	–
Niantic Series C Preferred ^①	Augmented reality games	2,608	0.4	3,841
Warby Parker ^⑤	Online and physical glasses retailer	2,406	0.4	3,846
Indigo Agriculture Common ^①	Agricultural technology company	11	<0.1	42
Indigo Agriculture Series E Preferred ^①	Agricultural technology company	1,415	0.2	1,414
Indigo Agriculture Series F Preferred ^①	Agricultural technology company	398	0.1	416
Indigo Agriculture Series G Preferred ^①	Agricultural technology company	551	0.1	592
		2,375	0.4	2,464

Name	Business	2023 Value £'000	% of total assets *	2022 Value £'000
Lemonade	Insurance company	2,335	0.4	3,111
Capsule Series 1-D Preferred [Ⓞ]	Digital pharmacy	1,305	0.2	–
Capsule Series E Preferred [Ⓞ]	Digital pharmacy	807	0.1	–
		2,112	0.3	–
Recursion Pharmaceuticals	Drug discovery platform	2,111	0.3	1,340
Redfin	Technology-based real estate brokerage firm	2,048	0.3	2,136
Thumbtack Class A Common [Ⓞ]	Online directory service for local businesses	810	0.1	1,108
Thumbtack Series A Preferred [Ⓞ]	Online directory service for local businesses	58	<0.1	79
Thumbtack Series B Preferred [Ⓞ]	Online directory service for local businesses	4	<0.1	5
Thumbtack Series C Preferred [Ⓞ]	Online directory service for local businesses	17	<0.1	23
Thumbtack Series I Preferred [Ⓞ]	Online directory service for local businesses	1,113	0.2	1,135
		2,002	0.3	2,350
Chegg	Online education company	1,777	0.3	4,987
Rivian Automotive	Developer of security platform	1,560	0.3	3,472
Sweetgreen	Salad fast food chain	1,212	0.2	–
Aurora [Ⓞ]	Self-driving technology	368	0.1	1,003
Aurora Innovation Class B Common [Ⓞ]	Self-driving technology	785	0.1	1,767
		1,153	0.2	2,770
Blockstream Series B-1 Preferred [Ⓞ]	Bitcoin and digital asset infrastructure	1,140	0.2	2,254
Sana Biotechnology	Gene editing technology	929	0.2	825
Honor Technology Series D Preferred [Ⓞ]	Home care provider	609	0.1	2,451
Honor Technology Series E Preferred [Ⓞ]	Home care provider	264	<0.1	1,037
		873	0.1	3,488
Total Investments		605,908	99.5	
Net Liquid Assets [#]		3,033	0.5	
Total Assets*		608,941	100.0	

* Total assets less current liabilities, before deduction of borrowings. See Glossary of Terms and Alternative Performance Measures on pages 76 and 77.

Ⓞ Denotes security in listed company previously held in the portfolio as an unlisted (private company) investment.

Ⓞ Denotes unlisted (private company) security.

See Glossary of Terms and Alternative Performance Measures on pages 76 and 77.

	Listed equities %	Unlisted securities † %	Net liquid assets # %	Total assets* %
31 May 2023	65.0	34.5	0.5	100.0
31 May 2022	63.2	36.4	0.4	100.0

Figures represent percentage of total assets. See Glossary of Terms and Alternative Performance Measures on pages 76 and 77.

† Includes holdings in ordinary shares, preference shares and convertible promissory notes.

See Glossary of Terms and Alternative Performance Measures on pages 76 and 77.

Key contributors and detractors to performance – year to 31 May 2023

Contributors	Absolute Performance % *	Detractors	Absolute Performance % *
Shopify Class A	2.6	Stripe [Ⓞ]	(2.7)
NVIDIA	2.4	First Republic Bank [#]	(1.2)
Netflix	1.5	Faire Wholesale [Ⓞ]	(1.2)
The Trade Desk	1.3	Brex [Ⓞ]	(1.1)
Duolingo	1.0	Tesla	(0.9)

* Absolute performance (in sterling terms) has been calculated on a total return basis over the period 1 June 2022 to 31 May 2023. For the definition of total return see Glossary of Terms and Alternative Performance Measures on pages 76 and 77.

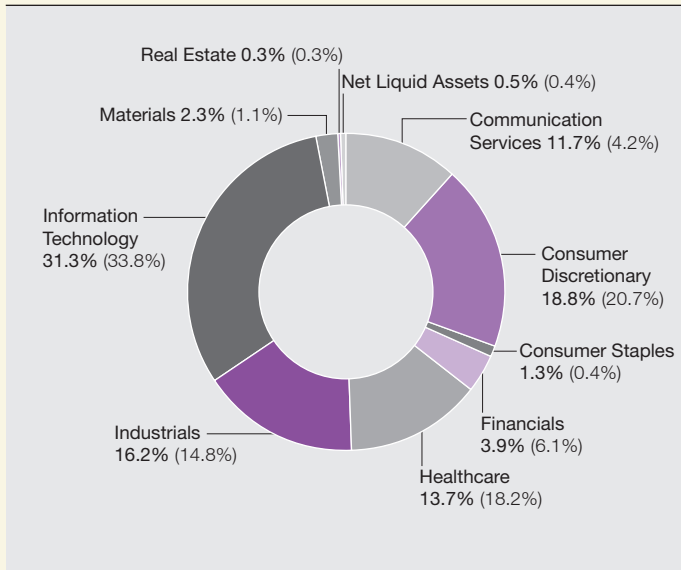
Ⓞ Denotes unlisted (private company) security.

Ⓞ Denotes listed security previously held in the portfolio as an unlisted (private company) security.

First Republic Bank was sold during the period.

Distribution of Total Assets*

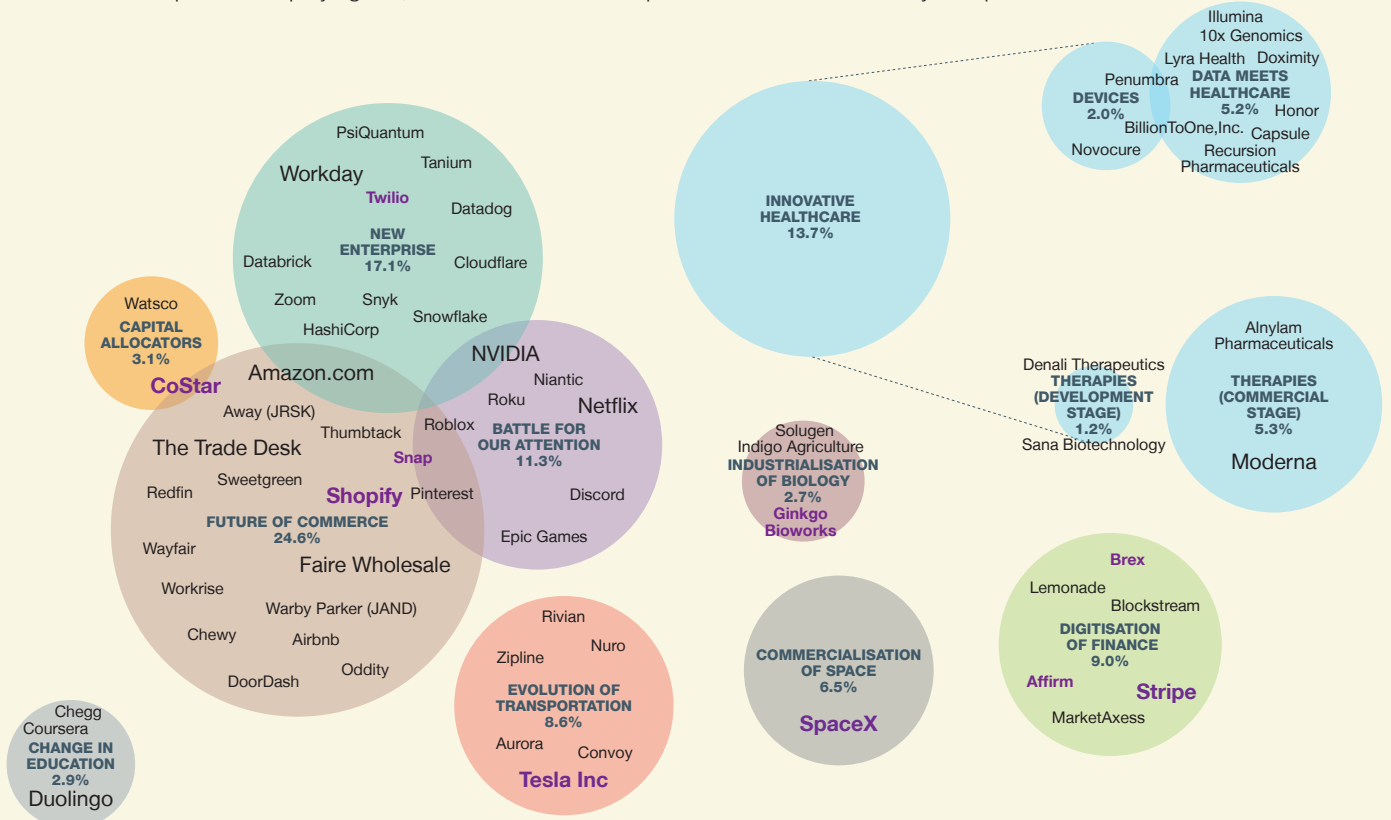
Sectoral as at 31 May 2023 (31 May 2022)



* Total assets less current liabilities before deduction of borrowings. See Glossary of Terms and Alternative Performance Measures on pages 76 and 77.

Distribution of Total Assets by Growth Drivers

The illustration below groups companies by the long-term growth drivers identified during investment research. This is a subjective process, but we believe it is more consistent with our view that the real risk in the portfolio lies in the growth opportunities identified for individual companies not playing out, rather than how index providers choose to classify companies.



Cultural outliers: Affirm, CoStar, Ginkgo Bioworks, Tesla Inc, Shopify, Twilio, Snap, SpaceX, Stripe, Brex.

Baillie Gifford US Growth Trust plc, as at 31 May 2023. This thematic risk analysis is reflective of the Managers' views. Companies may appear in more than one circle if they are exposed to the same thematic risk. Company name size is representative of holding size. Net liquid assets# represents 0.5% of total assets*.

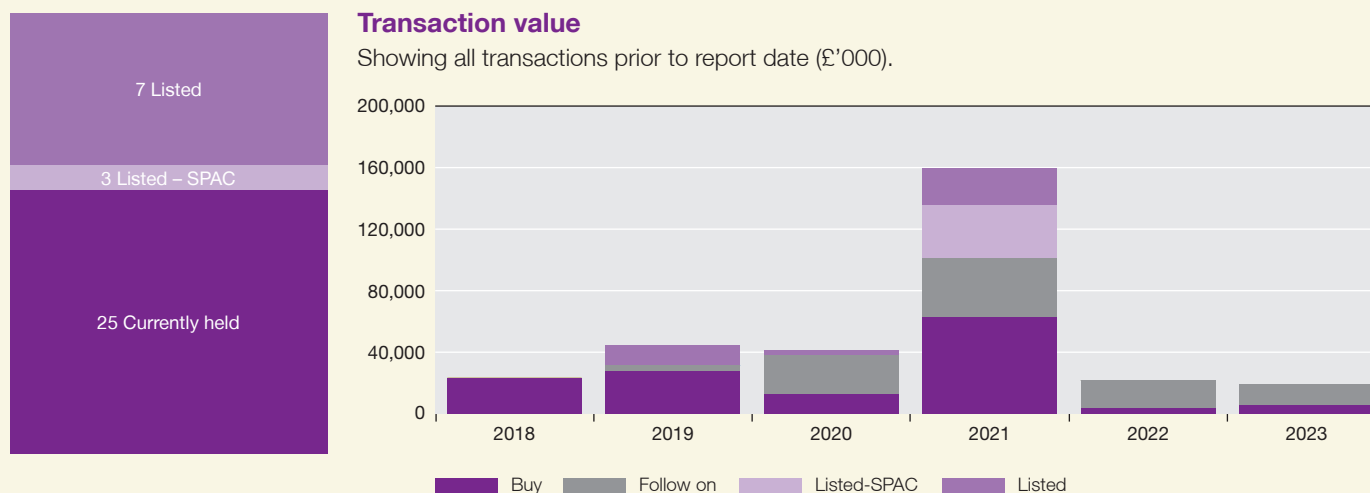
* Total assets less current liabilities, before deduction of borrowings. See Glossary of Terms and Alternative Performance Measures on pages 76 and 77.

#See Glossary of Terms and Alternative Performance Measures on pages 76 and 77.

Private Companies Summary

Historical snapshot

Since our first investment in Private Companies in 2018, Baillie Gifford US Growth has deployed £309.9m of capital in this area.



Portfolio activity – year to 31 May 2023

£24.8m of new capital deployed in private companies during the year.

New buys

Oddity Tech Ltd

Follow on funding rounds

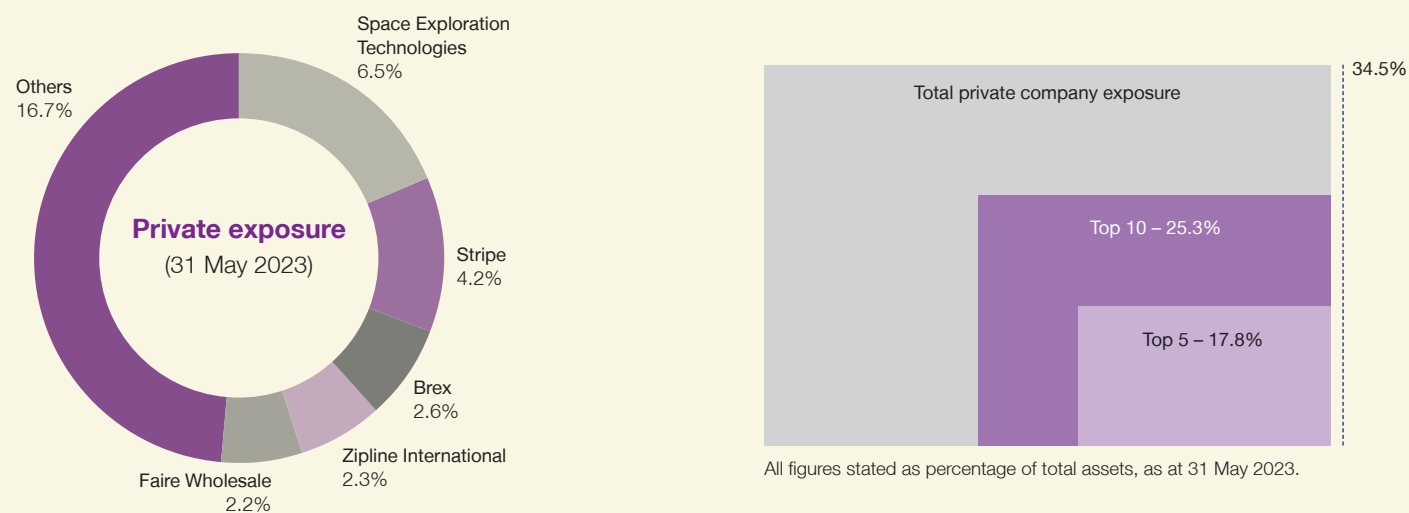
BillionToOne	Solugen
Convoy	Stripe
Capsule	Zipline

No private companies listed or were taken-over during the year.

Concentration

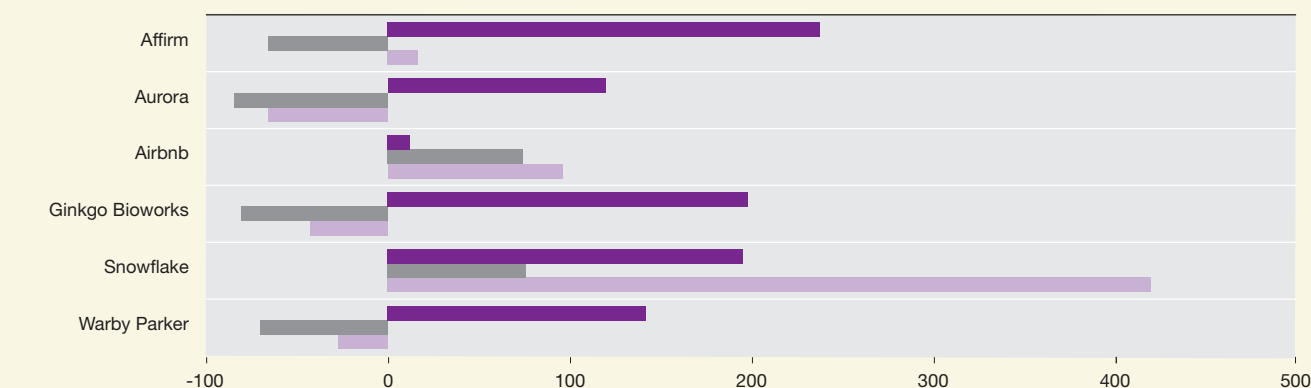
At 31 May 2023 we held 25 private companies which equated to 34.5% of total assets.

- Five companies account for 51.6% of the private company exposure.
- Ten companies account for 73.3% of the private company exposure.



Performance of listed holdings at 31 May 2023 held previously as private company investments from date of initial investment of each holding to 31 May 2023

(absolute performance in sterling terms %)



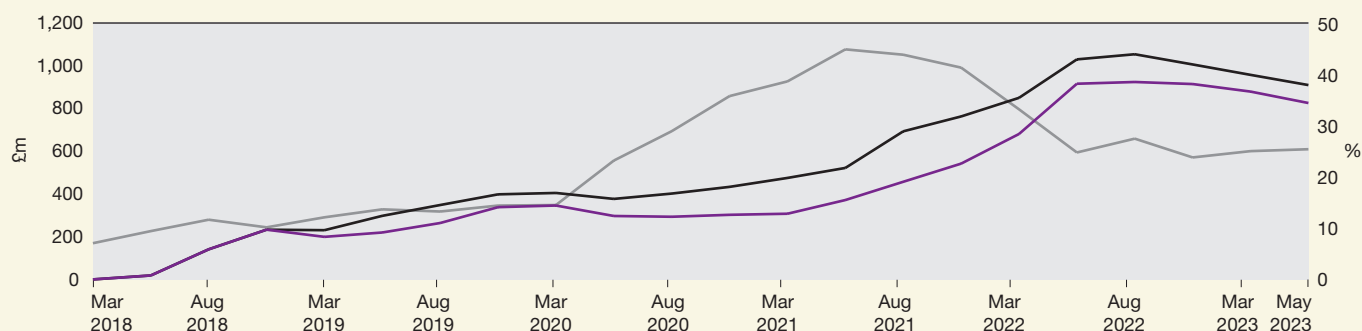
- Absolute performance from initial investment to initial public offering
- Absolute performance from initial public offering to 31 May 2023
- Total absolute performance from initial investment to 31 May 2023

Note: Absolute performance returns cannot be added together as they are geometric.

Source: StatPro/Baillie Gifford.

Private company securities and listed securities previously held as private company securities as a percentage of total assets#

(plotted quarterly from March 2018)



Source: Baillie Gifford.

— Total assets in sterling (left hand axis)

— Private company securities as a % of total assets (right hand axis)

— Private company securities and listed securities previously held in the portfolio as private company securities as a % of total assets (right hand axis)

See Glossary of Terms and Alternative Performance Measures on pages 76 to 77.

Size

Our private company exposure tends to be weighted to the upper end of the maturity curve, focused on late stage private companies who are scaling up and becoming profitable.

Cap	Total equity value (USD)	% of total assets*	Number of holdings
Micro	<\$300m	0.1	1
Small	\$300m–\$2bn	8.5	11
Medium	\$2bn–\$10bn	11.1	8
Large	>\$10bn	14.8	5
		34.5	25

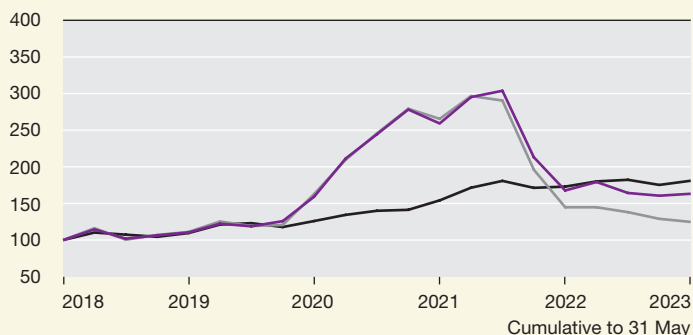
* Total assets less current liabilities before deduction of all borrowings. See Glossary of Terms and Alternative Performance Measures on pages 76 to 77. As at 31 May 2023.

Five Year Summary

The following charts indicate how an investment in Baillie Gifford US Growth Trust has performed relative to its comparative index and its underlying net asset value over the five year period to 31 May 2023.

Five Year Performance

(figures rebased to 100 at 31 May 2018)

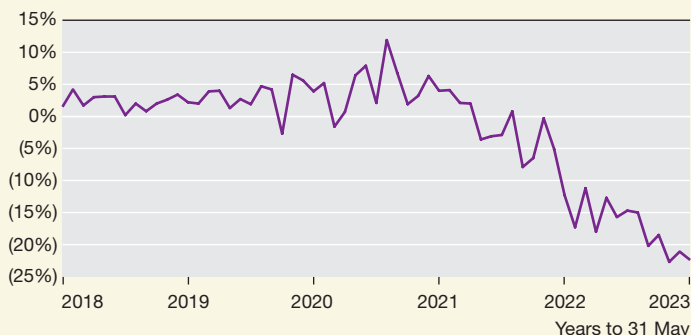


Source: Refinitiv and relevant underlying index providers#

- Share price return
- NAV (after deducting borrowings at fair value) return*
- Comparative index†

Premium/(Discount) to Net Asset Value#

(figures plotted on a monthly basis)

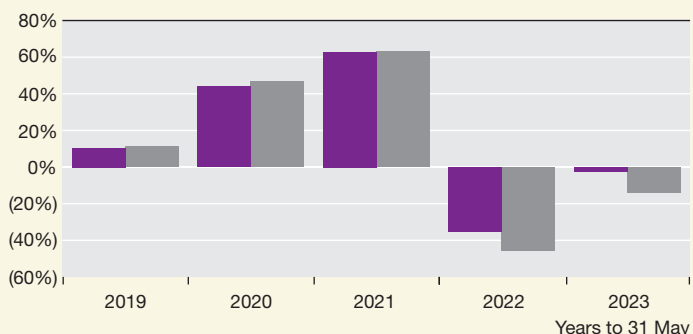


Source: Refinitiv/Baillie Gifford#

- Baillie Gifford US Growth Trust premium/(discount)

The premium/(discount) is the difference between Baillie Gifford US Growth's quoted share price and its underlying net asset value (after deducting borrowings at fair value).

Annual Net Asset Value and Share Price Returns

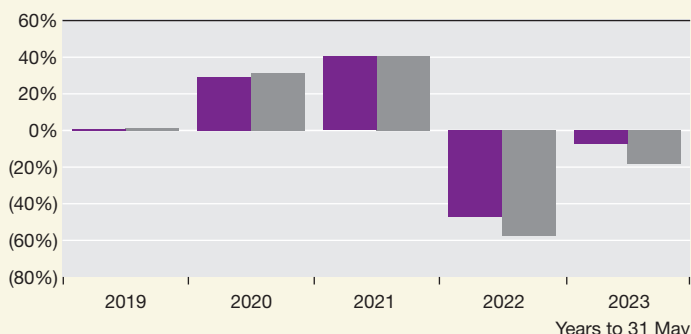


Source: Refinitiv#

- NAV (after deducting borrowings at fair value) return*
- Share price return

Annual Net Asset Value and Share Price Returns

(relative to the benchmark total returns)

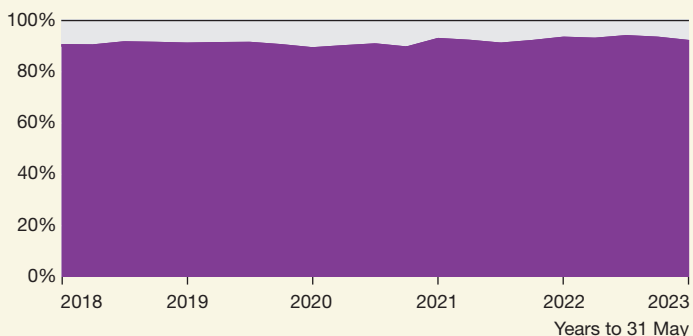


Source: Refinitiv and relevant underlying index providers#

- NAV (after deducting borrowings at fair value) return relative to the comparative index†
- Share price return relative to the comparative index†

Five Year Active Share Relative to the Benchmark

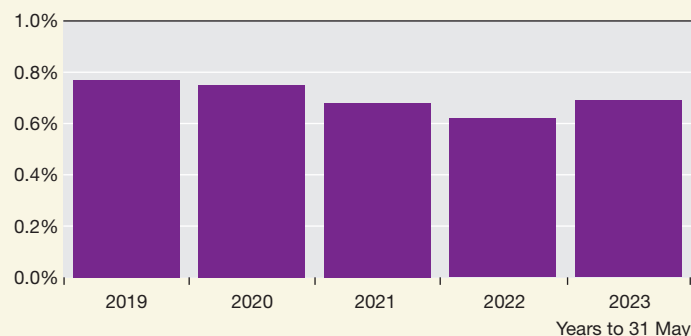
(figures plotted on a quarterly basis)



Source: Baillie Gifford and relevant underlying index providers#

- Active share*

Ongoing Charges*



Source: Baillie Gifford

- Ongoing charges are calculated as total operating costs divided by average net asset value (after deducting borrowings at fair value).

† S&P 500 Index total return (in sterling terms). See disclaimer on page 75.

See disclaimer on page 75.

* See Glossary of Terms and Alternative Performance Measures on pages 76 and 77.

Summary of Results Since Inception*

Capital

At 31 May	Total assets £'000	Borrowings £'000	Shareholders' funds £'000	Shareholders' funds/net asset value (book) per share p	Net asset value per share (fair) † p	Share price p	Premium/(discount) (book) † %	Premium/(discount) (fair) † %
23 March 2018#	169,466	–	169,466	97.96	97.96	100.50	2.6	2.6
2019	301,830	11,901	289,929	126.17	126.17	129.00	2.2	2.2
2020	490,762	14,560	476,202	181.92	181.92	189.00	3.9	3.9
2021	935,222	26,339	908,883	296.21	296.12	308.00	4.0	4.0
2022	623,860	39,674	584,186	191.44	191.63	168.00	(12.2)	(12.3)
2023	608,941	40,342	568,599	186.33	186.48	144.80	(22.3)	(22.4)

Revenue

Period/year to 31 May	Income £'000	Net return after tax £'000	Revenue earnings per ordinary share p ‡	Ongoing charges † %
2019¶	699	(2,054)	(1.09)	0.77
2020	595	(2,555)	(1.05)	0.75
2021	648	(5,066)	(1.78)	0.68
2022	568	(5,781)	(1.88)	0.62
2023	850	(4,718)	(1.55)	0.69

Gearing Ratios

Gearing † %	Gross gearing † %
2	4
(1)	3
1	3
6	7
6	7

Cumulative Performance (taking 23 March 2018 as 100)

At 31 May	Net asset value total return (fair) †	Share price total return †	Comparative index total return §
23 March 2018#	100	100	100
2019	129	128	122
2020	186	188	141
2021	302	306	172
2022	196	167	193
2023	190	144	202

* For a definition of terms used see Glossary of Terms and Alternative Performance Measures on pages 76 and 77.

† Alternative Performance Measure. See Glossary of Terms and Alternative Performance Measures on pages 76 and 77.

Close of business on 23 March 2018, launch date and first trade date.

‡ The calculation of revenue earnings per share is based on the revenue from ordinary activities after taxation and the weighted average number of ordinary shares in issue (see note 7 on page 57).

¶ For the period 7 February 2018, date of incorporation of the Company, to 31 May 2019.

§ S&P 500 Index total return (in sterling terms). Source: Refinitiv and relevant underlying index providers. See disclaimer on page 75.

Past performance is not a guide to future performance.

The Strategic Report which incorporates pages 1 to 28 was approved by the Board on 9 August 2023.

Tom Burnet
Chairman

Directors and Management

Members of the Board come from a broad variety of backgrounds. The Board can draw on a very extensive pool of knowledge and experience.

Directors



Tom Burnet – Chairman

Tom Burnet was appointed a Director and Chairman on 5 March 2018 and is also Chairman of the Nomination Committee. He is chairman of Kainos Group plc, a London listed IT services business and a non-executive director of BMO Private Equity Trust PLC. Tom is also chairman of two privately owned technology businesses. Previously, Tom was managing director of Serco's Defence Services division. He started his career as an Army Officer serving in the Black Watch (R.H.R.), having graduated with an MBA from the University of Edinburgh.



Sue Inglis

Sue Inglis was appointed a Director on 5 March 2018 and is the Senior Independent Director. She has a wealth of experience from more than 30 years advising listed investment companies and financial institutions. Before embarking on a non-executive career, her executive roles included managing director – Corporate Finance in the Investment Companies teams at Cantor Fitzgerald Europe (2012–2018) and Canaccord Genuity (2009–2012). Sue is a qualified lawyer, and was a partner and head of the funds and financial services group, at Shepherd & Wedderburn, a leading Scottish law firm. In 1999 she was a founding partner of Intelli Corporate Finance, an advisory boutique firm focusing on the asset management and investment company sectors, which was acquired by Canaccord Genuity in 2009. Sue is currently the chairman of ThomasLloyd Energy Impact Trust plc and a non-executive director of CT Global Managed Portfolio Trust PLC, Momentum Multi-Asset Value Trust plc and Seraphim Space Investment Trust PLC.



Graham Paterson

Graham Paterson was appointed a Director on 5 March 2018 and is Chairman of the Audit Committee. He is an investment and financial services professional with over 20 years' experience in the private equity industry. A chartered accountant, Graham was one of the founding partners of SL Capital Partners LLP (formerly Standard Life Investments (Private Equity) Ltd), where he was a partner and board member until 2010. During his 13 years at SL Capital, he was one of the managers of Standard Life Private Equity Trust plc and was a member of the advisory boards to a number of leading private equity fund managers. In 2013, Graham co-founded TopQ Software Ltd, a technology company which develops software for the private equity industry. TopQ Software was acquired by eVestment Inc (now part of NASDAQ Inc) in 2015, where Graham was a director of the private markets data and analytics business until early 2018. Graham is currently Chairman of Mobeus Income & Growth 4 VCT plc and a non-executive director of Invesco Perpetual UK Smaller Companies Investment Trust plc.



Chris van der Kuyl

Chris van der Kuyl was appointed a Director on 1 June 2021. He is one of Scotland's leading entrepreneurs working across the technology, media, gaming and entertainment sectors. Chris is most notably co-founder and chairman of multiple award-winning games developer 4J Studios, best known for developing Minecraft for Microsoft, Sony and Nintendo games consoles. He and fellow co-founder, Paddy Burns, launched Chroma Ventures, the investment arm of 4J Studios, in 2021. Chris is also chairman of Punny Astronaut, Broker Insights, Stormcloud Games, Ace Aquatec and Parsley Box Plc and sits on the boards of Blippar, Ant Workshop and Chroma Developments. Alongside his commercial roles, he was the founding chairman of Entrepreneurial Scotland and is currently a member of multiple advisory and local charity boards.



Rachael Palmer was appointed a Director on 1 June 2021.

She is an experienced strategy, marketing and business development professional with extensive experience working within the technology sector. Currently, Rachael leads Google's VC and Startup Partnerships for the Europe, Middle East and Africa region. Before Google, Rachael consulted to numerous start-ups and led marketing and business development efforts for EY's world famous Entrepreneur of the Year Program. Rachael has also held positions at American Express and Microsoft where she held various product, marketing and business development roles. Rachael received her MBA from The Wharton School and her BSE in Computer Science & Engineering from the University of Pennsylvania.

All Directors are members of the Nomination and Audit Committees.

Managers and Secretaries

The Company has appointed Baillie Gifford & Co Limited, a wholly owned subsidiary of Baillie Gifford & Co, as its Alternative Investment Fund Manager and Company Secretaries. Baillie Gifford & Co Limited has delegated portfolio management services to Baillie Gifford & Co. Dealing activity and transaction reporting have been further sub-delegated to Baillie Gifford Overseas Limited and Baillie Gifford Asia (Hong Kong) Limited. Baillie Gifford & Co is an investment management firm formed in 1927 out of the legal firm Baillie & Gifford, WS, which had been involved in investment management since 1908.

Baillie Gifford is one of the largest investment trust managers in the UK and currently manages thirteen closed-ended companies. Baillie Gifford also manages a listed investment company and open-ended investment companies, together with investment portfolios on behalf of pension funds, charities and other institutional clients, both in the UK and overseas. Funds under the management or advice of Baillie Gifford totalled around £230 billion at 8 August 2023. Based in Edinburgh, it is one of the leading privately owned investment management firms in the UK, with 57 partners and a staff of around 1,900.

Gary Robinson and Kirsty Gibson are the co-portfolio managers. They are both investment managers in Baillie Gifford's US Equities Team and named managers of the Baillie Gifford American Fund.

Baillie Gifford & Co Limited and Baillie Gifford & Co are both authorised and regulated by the Financial Conduct Authority.

Directors' Report

The Directors present their Report together with the Financial Statements of the Company for the year to 31 May 2023.

Corporate Governance

The Corporate Governance Report is set out on pages 34 to 37 and forms part of this Report.

Managers and Company Secretaries

Baillie Gifford & Co Limited, a wholly owned subsidiary of Baillie Gifford & Co, has been appointed as the Company's Alternative Investment Fund Manager ('AIFM') and Company Secretaries. Baillie Gifford & Co Limited has delegated portfolio management services to Baillie Gifford & Co. Dealing activity and transaction reporting has been further sub-delegated to Baillie Gifford Overseas Limited and Baillie Gifford Asia (Hong Kong) Limited.

The Investment Management Agreement between the AIFM and the Company sets out the matters over which the Managers have authority in accordance with the policies and directions of, and subject to restrictions imposed by, the Board. The Investment Management Agreement is terminable on not less than six months' notice. Compensation fees would only be payable in respect of the notice period if termination by the Company were to occur within a shorter notice period.

The annual management fee is 0.70% on the first £100 million of net assets, 0.55% on the next £900 million of net assets and 0.50% on the remaining net assets. Management fees are calculated and payable quarterly. The Board is of the view that calculating the fee with reference to performance would be unlikely to exert a positive influence on performance.

The Board as a whole fulfils the functions of the Management Engagement Committee. The Board considers the Company's investment management and secretarial arrangements on a continuing basis and a formal review is conducted at least annually.

The Board considers, amongst others, the following topics in its review:

- the quality of the personnel assigned to handle the Company's affairs;
- the investment process and the results achieved to date;
- the administrative services provided by the Secretaries; and
- the marketing effort undertaken by the Managers.

Following the most recent review, it is the opinion of the Directors that the continuing appointment of Baillie Gifford & Co Limited as AIFM and Company Secretaries and the delegation of the investment management services to Baillie Gifford & Co, and the further sub-delegation of dealing activity and transaction reporting to Baillie Gifford Overseas Limited and Baillie Gifford Asia (Hong Kong) Limited, on the terms agreed, is in the interests of the Company and the shareholders as a whole due to the strength of the investment management team, the Managers' commitment to the investment trust sector, the quality of the secretarial and administrative functions and the marketing efforts undertaken by the Managers.

Depositary

In accordance with the Alternative Investment Fund Managers Directive, the AIFM must appoint a Depositary to the Company. The Bank of New York Mellon (International) Limited has been appointed as the Company's Depositary.

The Depositary's responsibilities include cash monitoring, safe keeping of the Company's financial instruments, verifying ownership and maintaining a record of other assets and monitoring the Company's compliance with investment limits and leverage requirements. The custody function is also undertaken by The Bank of New York Mellon (International) Limited ('the Custodian').

Directors

The names and biographical details of the Board members who served on the Board as at the year end and up to the date the Financial Statements were signed can be found on pages 29 and 30.

Each Director shall retire from office at each Annual General Meeting and offer themselves for re-election.

Following formal performance evaluation, the Board concluded that the performance of the Directors continues to be effective and each remains committed to the Company. Their contribution to the Board is greatly valued and the Board recommends their re-election to shareholders.

Director Indemnification and Insurance

The Company has entered into qualifying third party deeds of indemnity in favour of each of its Directors. The deeds, which were in force during the year to 31 May 2023 and up to the date of approval of this Report, cover any liabilities that may arise to a third party, other than the Company, for negligence, default or breach of trust or duty. The Directors are not indemnified in respect of liabilities to the Company, any regulatory or criminal fines, any costs incurred in connection with criminal proceedings in which the Director is convicted or civil proceedings brought by the Company in which judgement is given against him or her. In addition, the indemnity does not apply to any liability to the extent that it is recovered from another person.

The Company maintains Directors' and Officers' liability insurance.

Conflicts of Interest

Each Director submits a list of potential conflicts of interest to the Nomination Committee on an annual basis. The Committee considers these carefully, taking into account the circumstances surrounding them and makes a recommendation to the Board on whether or not the potential conflicts should be authorised. Board authorisation is for a period of one year.

Having considered the lists of potential conflicts there were no situations which gave rise to a direct or indirect interest of a Director which conflicted with the interests of the Company.

Share Capital

Capital Structure

The Company's capital structure (excluding treasury shares) as at 31 May 2023 consisted of 305,153,700 ordinary shares of 1p each, see note 13. At 31 May 2023, 2,206,300 shares were held in treasury. There are no restrictions concerning the holding or transfer of the Company's ordinary shares and there are no special rights attached to any of the shares.

Dividends

The ordinary shares carry a right to receive dividends. Interim dividends are determined by the Directors, whereas any proposed final dividend is subject to shareholder approval. The Company's objective is to produce capital growth and the policy is only to distribute, by way of a final dividend, the minimum permissible to maintain investment trust status. No dividends were declared during the period.

Capital Entitlement

On a winding up, after meeting the liabilities of the Company, the surplus assets will be paid to ordinary shareholders in proportion to their shareholdings.

Voting

Each ordinary shareholder present in person or by proxy is entitled to one vote on a show of hands and, on a poll, to one vote for every share held.

Information on the deadlines for proxy appointments can be found on pages 70 and 71.

Major Interests Disclosed in the Company's Shares

Name	No. of ordinary 1p shares held at 31 May 2023	% of issue
Quilter plc (indirect)	30,492,080	10.0
Brewin Dolphin Limited (indirect)	27,039,346	8.9
Tilney Smith & Williamson Limited (indirect)	15,368,104	5.0
Evelyn Partners Limited (indirect)	15,273,156	5.0

There have been no other changes to the major interests in the Company's shares intimated up to 4 August 2023.

Annual General Meeting

Issuance of Shares

At the last Annual General Meeting, the Directors were granted shareholders' approval for a general authority to allot shares and also an authority to issue shares or sell shares held in treasury on a non pre-emptive basis (without first offering such shares to existing shareholders pro-rata to their existing holdings). No shares were issued during the year (2022 – 525,000 were issued at a premium to net asset value, raising proceeds of £1,812,000).

Both authorities expire at the forthcoming Annual General Meeting and the Directors are seeking shareholders' approval to renew them for a further year, as detailed below.

Resolution 10 in the Notice of Annual General Meeting seeks a general authority in substitution to the Company's existing authorities for the Directors to issue ordinary shares or C shares up to an aggregate nominal amount of £1,017,179.00. This amount represents one-third of the Company's total ordinary share capital in issue (excluding treasury shares) at 4 August 2023 and meets institutional guidelines. This authority would be in substitution for the existing authority and will continue until the conclusion of the Annual General Meeting to be held in 2024 or on the expiry of 15 months from the passing of the resolutions, if earlier.

Resolution 11, which is proposed as a special resolution, seeks authority for the Directors to allot equity securities or sell treasury shares on a non pre-emptive basis for cash up to an aggregate nominal amount of £305,153.70 (representing 10% of the issued ordinary share capital of the Company as at 4 August 2023). This authority would be in substitution for the existing authority and will continue until the conclusion of the Annual General Meeting to be held in 2024 or on the expiry of 15 months from the passing of the resolutions, if earlier.

The Directors consider that the authorities proposed to be granted by Resolutions 10 and 11 continue to be advantageous when the Company's shares trade at a premium to net asset value and the level of natural liquidity in the market is unable to meet demand.

The Directors do not intend to use these authorities to sell or issue ordinary shares on a non pre-emptive basis at a discount to net asset value.

Such authorities will only be used to issue ordinary shares or sell ordinary shares from treasury at a premium to net asset value and only when the Directors believe that it would be in the best interests of the Company to do so. The Directors believe that the ability to buyback shares at a discount and re-sell them or issue new ordinary shares at a premium are useful tools in smoothing supply and demand.

2,206,300 shares were held in treasury as at 4 August 2023.

Market Purchases of Shares by the Company

At the last Annual General Meeting the Company was granted authority to purchase up to 45,742,539 ordinary shares (equivalent to approximately 14.99% of its issued share capital as at 5 August 2022). This authority expires at the forthcoming Annual General Meeting.

No shares were bought back during the year under review (2022 – 2,206,300) and 2,206,300 shares are held in treasury. Between 1 June and 4 August 2023, no shares were bought back.

Share buy-backs may be made principally:

- (i) to enhance net asset value for continuing shareholders by purchasing shares at a discount to the prevailing net asset value; and
- (ii) to address any imbalance between the supply of and the demand for the Company's shares that results in a discount of the quoted market price to the published net asset value per share.

The Company may hold bought back shares in treasury and then:

- (i) sell such shares (or any of them) for cash (or its equivalent under the Companies Act 2006); or
- (ii) cancel the shares (or any of them).

Shares will only be re-sold from treasury at a premium to net asset value per ordinary share.

The Directors are seeking shareholders' approval at the Annual General Meeting to renew the authority to purchase up to 45,742,539 ordinary shares, equivalent to approximately 14.99% of the Company's ordinary shares in issue as at 4 August 2023, being the latest practicable date prior to publication of this document, or, if less, up to 14.99% of the ordinary shares in issue (excluding treasury shares) on the date on which the resolution is passed), such authority to expire at the Annual General Meeting of the Company to be held in 2024.

In accordance with the Listing Rules the maximum price (excluding expenses) that may be paid on the exercise of the authority must not exceed the higher of:

- (i) 5% above the average closing price on the London Stock Exchange of an ordinary share over the five business days immediately preceding the date of purchase; and
- (ii) the higher of the price of the last independent trade and the highest current independent bid as stipulated by Article 5(1) of Commission Regulation (EC) 22 December 2003 implementing the Market Abuse Directive as regards exemptions for buy-back programmes and stabilisation of financial instruments (No. 2273/2003).

The minimum price (exclusive of expenses) that may be paid will be the nominal value of an ordinary share. Purchases of shares will be made within guidelines established, from time to time, by the Board. Your attention is drawn to Resolution 12 in the Notice of Annual General Meeting.

Recommendation

The Board considers each resolution being proposed at the Annual General Meeting to be in the best interests of the Company and its shareholders as a whole and it unanimously recommends that all shareholders vote in favour of them, as each Director intends to do where possible in respect of his or her own beneficial shareholdings.

Articles of Association

The Company's Articles of Association may only be amended by special resolution at a General Meeting of shareholders.

Financial Instruments

The Company's financial instruments comprise its investment portfolio, cash balances, bank borrowings and debtors and creditors that arise directly from its operations such as sales and purchases awaiting settlement and accrued income. The financial risk management objectives and policies arising from its financial instruments and the exposure of the Company to risk are disclosed in note 19 to the Financial Statements.

Disclosure of Information to Auditor

The Directors confirm that so far as each of the Directors is aware there is no relevant audit information of which the Company's Auditor is unaware and the Directors have taken all the steps that they ought to have taken as Directors in order to make themselves aware of any relevant audit information and to establish that the Company's Auditor is aware of that information.

Independent Auditor

A formal tender process was carried out by the Company's Audit Committee. Following this process, the Board has approved the proposed appointment of Ernst & Young LLP as Auditor for the financial year commencing 1 June 2023. Ernst & Young LLP has expressed its willingness to be appointed Auditor to the Company. The appointment is subject to shareholder approval at the Annual General Meeting to be held on 18 September 2023 and resolutions concerning Ernst & Young LLP's appointment and remuneration will be submitted to the Annual General Meeting. The Board extends its appreciation to KPMG LLP for its services as Auditor.

Post Balance Sheet Events

The Directors confirm that there have been no post Balance Sheet events up to 4 August 2023 other than those noted in note 20 on page 68.

Greenhouse Gas Emissions and Streamlined Energy & Carbon Reporting ('SECR')

All of the Company's activities are outsourced to third parties. The Company therefore has no greenhouse gas emissions to report from its operations, nor does it have responsibility for any other emissions producing sources under the Companies Act 2006 (Strategic Report and Directors' Reports) Regulations 2013. For the reasons set out above, the Company considers itself to be a low energy user and therefore is not required to disclose energy and carbon information under the SECR regulations.

Bribery Act

The Company has a zero tolerance policy towards bribery and is committed to carrying out business fairly, honestly and openly.

The Managers also adopt a zero tolerance approach and have policies and procedures in place to prevent bribery.

Criminal Finances Act 2017

The Company has a commitment to zero tolerance towards the criminal facilitation of tax evasion.

On behalf of the Board
Tom Burnet
Chairman
9 August 2023

Corporate Governance Report

The Board is committed to achieving and demonstrating high standards of corporate governance. This statement outlines how the principles of the 2018 UK Corporate Governance Code (the 'Code') which can be found at [frc.org.uk](https://www.frc.org.uk) and the principles of the Association of Investment Companies Code of Corporate Governance (the 'AIC Code') were applied throughout the financial year. The AIC Code provides a framework of best practice for investment companies and can be found at theaic.co.uk.

Compliance

The Board confirms that the Company has complied throughout the year under review with the relevant provisions of the Code and the recommendations of the AIC Code. The Code includes provisions relating to the role of the chief executive, executive directors' remuneration and the need for an internal audit function. Given that the Company is an externally managed investment trust, the Board considers these provisions are not relevant to the Company (the need for an internal audit function specific to the Company has been addressed on page 38).

The FRC has confirmed that AIC member companies who report against the AIC Code will be meeting their obligations in relation to the UK Code.

The Board

The Board has overall responsibility for the Company's affairs. It has a number of matters formally reserved for its approval including strategy, investment policy, currency hedging, gearing, treasury matters, dividend and corporate governance policy. A separate strategy session is held annually. The Board also reviews the Financial Statements, investment transactions, revenue budgets and performance of the Company. Full and timely information is provided to the Board to enable the Board to function effectively and to allow Directors to discharge their responsibilities.

At 31 May 2023 the Board comprised five Directors all of whom are non-executive.

The Chairman, Mr TJW Burnet, is responsible for organising the business of the Board, ensuring its effectiveness and setting its agenda.

The executive responsibilities for investment management have been delegated to the Company's Alternative Investment Fund Manager ('AIFM'), Baillie Gifford & Co Limited, and in the context of a Board comprising entirely non-executive Directors, there is no chief executive officer. The Senior Independent Director is Ms SP Inglis.

The Directors believe that the Board has a balance of skills and experience which enable it to provide effective strategic leadership and proper governance of the Company. Information about the Directors, including their relevant experience, can be found on pages 29 and 30.

There is an agreed procedure for Directors to seek independent professional advice if necessary at the Company's expense. No such advice was sought in the year to 31 May 2023 or 31 May 2022.

Appointments to the Board

The terms and conditions of Directors' appointments are set out in formal letters of appointment which are available for inspection on request.

Under the provisions of the Company's Articles of Association, a Director appointed during the period is required to retire and seek election by shareholders at the next Annual General Meeting. In accordance with the Code, all Directors will retire from office at each Annual General Meeting and, if appropriate, offer themselves for re-election.

The reasons why the Board supports the re-election are set out on page 31.

Directors are not entitled to any termination payments in relation to their appointment.

Chairman and Directors' Tenure

The Nomination Committee has considered the question of tenure for Directors and has concluded that there should not be a set maximum time limit for a Director or Chairman to serve on the Board. The Nomination Committee keeps under review the balance of skills, knowledge, experience, performance and length of service of the Directors ensuring the Board has the right combination of skills and preservation of knowledge and experience balanced with the appointment of new Directors bringing in fresh ideas and perspective.

Independence of Directors

All of the Directors are considered by the Board to be independent of the Managers and free of any business or other relationship which could interfere with the exercise of their independent judgement.

The Directors recognise the importance of succession planning for company boards and reviews the Board composition annually. The Board is of the view that length of service will not necessarily compromise the independence or contribution of Directors of an investment trust company, where continuity and experience can be a benefit to the Board.

Following formal performance evaluation the Board considers that each Director continues to be independent in character and judgement and their skills and experience are a significant benefit to the Board.

Meetings

There is an annual cycle of Board meetings which is designed to address, in a systematic way, overall strategy, review of investment policy, investment performance, gearing, premium/discount, marketing, revenue budgets, dividend policy and communication with shareholders. The Board considers that it meets sufficiently regularly to discharge its duties effectively. The following table shows the attendance record for the Board and Committee meetings held during the year, excluding ancillary and sub-committee meetings. The Annual General Meeting was attended by all of the Directors.

Directors' Attendance at Meetings

	Board	Audit Committee	Nomination Committee
Number of meetings	4	2	1
TJW Burnet	4	2	1
SP Inglis	4	2	1
GD Paterson	4	2	1
CRD van der Kuyl	4	2	1
RL Palmer	4	2	1

Nomination Committee

The Nomination Committee consists of the whole Board due to its relatively modest size. The Chairman of the Board is Chairman of the Committee. The Committee meets on an annual basis and at such other times as may be required. The Committee has written terms of reference which include reviewing the composition of the Board, identifying and nominating new candidates for appointment to the Board, Board appraisal, Board independence, succession planning and training. The Committee also considers whether Directors should be recommended for re-election by shareholders. The Committee is responsible for considering Directors' potential conflicts of interest and for making recommendations to the Board on whether or not the potential conflicts should be authorised.

The Committee's terms of reference are available on request from the Company and on the Company's page on the Managers' website: bgusgrowthtrust.com.

Board Diversity

Board Diversity Policy

Appointments to the Board are made on merit with due regard for the benefits of diversity including gender, social and ethnic backgrounds and cognitive and personal strengths. The priority in appointing new Directors is to identify the candidate with the best range of skills and experience to complement existing Directors, with a view to ensuring that the Board remains well placed to help the Company achieve its investment and governance objectives.

The following disclosures are provided in respect of the FCA Listing Rules targets that: i) 40% of a board should be women; ii) at least one senior role should be held by a woman; and iii) at least one board member should be from a non-white ethnic background, as defined by the Office of National Statistics (ONS) criteria.

The breakdown of gender diversity and ethnic background on the Board is shown below.

Board as at 31 May 2023

Gender	Number of Board Members	Percentage of the Board	Number of Senior Positions on the Board
Men	3	60%	1 *
Women	2	40%	1

* The Board Chairman, being a senior position in accordance with the FCA Listing Rules. The Board also considers the Nomination Committee and Audit Committee Chairs to be senior positions. The Nomination Committee Chair is also the Board Chairman. The Audit Committee Chair is a man.

Ethnic Background	Number of Board Members	Percentage of the Board	Number of Senior Positions on the Board
White British or other White (including minority white groups)	4	80%	2 *
Black/African/Caribbean/Black British	1	20%	–

* The Board Chairman and SID, being senior positions in accordance with the FCA Listing Rules. The Board also considers the Nomination Committee and Audit Committee Chairs to be senior positions. The Nomination Committee Chair is also the Board Chairman. The Audit Committee Chair's ethnic background is White.

As at 31 May 2023, the Board did comply with the FCA Listing Rule target with respect to ethnic background and the 40% target for women. The Board also meets the FCA Listing Rules target for a woman holding a senior role on the Board (Ms SP Inglis is the Senior Independent Director). As an externally managed investment company with no chief executive officer (CEO) or chief financial officer (CFO), the Board considers the Chairs of the Audit Committee and Nomination Committee to be senior roles in addition to the roles of Senior Independent Director and Board Chair identified as such by the FCA.

Board Composition

In order to fulfil its obligations, the Board recognises the importance of having a range of skilled and experienced Directors, balancing the benefits of length of service and knowledge of the Company with the desirability of ensuring regular refreshment of the Board.

The Board reviewed the composition of the Board during the year in consideration of succession planning and developing a diverse pipeline.

In line with the AIC Corporate Governance Code principle that 'a successful company is led by an effective Board, whose role is to promote the long-term sustainable success of the company, generating value for shareholders and contributing to wider society' the Board will be undertaking a recruitment process in the coming years to allow time for an appropriate transition period. The intention of the Board is that any Director retirements will be staggered ensuring the experience and diversity of the Board is maintained and effective succession planning occurs.

Performance Evaluation

An appraisal of the Chairman, each Director and a performance evaluation and review of the Board as a whole and its Committees was carried out during the year. After completing an evaluation questionnaire the results were discussed and reviewed by the Board. The appraisal of the Chairman was led by Ms SP Inglis, the Senior Independent Director.

The appraisals and evaluations considered, amongst other criteria, the balance of skills of the Board, training and development requirements, the contribution of individual Directors and the overall effectiveness of the Board and its Committees. Following this process it was concluded that the performance of each Director, the Chairman, the Board and its Committees continues to be effective and each Director and the Chairman remains committed to the Company.

A review of the Chairman's and other Directors' commitments was carried out and the Nomination Committee is satisfied that they are capable of devoting sufficient time to the Company. There were no significant changes to the Chairman's other commitments during the year.

As the Company is not currently a constituent of the FTSE 350 there is no requirement for the Board to use external consultants to assist with the evaluation process. The Board acknowledges the benefits of an external performance evaluation but is of the view that the current review process provides the appropriate level of rigour and scrutiny for the size of the Board. The option to carry out an external performance evaluation is kept under review.

Induction and Training

New Directors are provided with an induction programme which is tailored to the particular circumstances of the appointee. During the year briefings on industry and regulatory matters were provided to the Board by the Managers and Secretaries. The Directors receive other relevant training as necessary.

Remuneration

As all the Directors are non-executive, there is no requirement for a separate Remuneration Committee. Directors' fees are considered by the Board as a whole within the limits approved by shareholders. The Company's policy on remuneration is set out in the Directors' Remuneration Report on pages 41 and 42.

Audit Committee

The report of the Audit Committee is set out on pages 38 to 40.

Internal Controls and Risk Management

The Directors acknowledge their responsibility for the Company's risk management and internal controls systems and for reviewing their effectiveness. The systems are designed to manage rather than eliminate the risk of failure to achieve business objectives and can only provide reasonable but not absolute assurance against material misstatement or loss.

The Board confirms that there is a continuing process for identifying, evaluating and managing the significant risks faced by the Company in accordance with the FRC guidance 'Guidance on Risk Management, Internal Control and Related Financial and Business Reporting'.

The practical measures in relation to the design, implementation and maintenance of control policies and procedures to safeguard the Company's assets and to manage its affairs properly, including the maintenance of effective operational and compliance controls, have been delegated to the Managers and Secretaries.

The Board oversees the functions delegated to the Managers and Secretaries and the controls managed by the AIFM in accordance with the UK Alternative Investment Fund Managers Directive (as detailed below). Baillie Gifford & Co's Internal Audit and Compliance Departments and the AIFM's permanent risk function provide the Audit Committee with regular reports on their monitoring programmes. The reporting procedures for these departments are defined and formalised within a service level agreement. Baillie Gifford & Co conducts an annual review of its system of internal controls which is documented within an internal controls report which complies with ISAE 3402 – Assurance Reports on Internal

Controls of Service Organisations made available to Third Parties. This report is independently reviewed by Baillie Gifford & Co's Auditor and a copy is submitted to the Audit Committee.

A report identifying the material risks faced by the Company and the key controls employed to manage these risks is reviewed by the Audit Committee.

These procedures ensure that consideration is given regularly to the nature and extent of risks facing the Company and that they are being actively monitored. Where changes in risk have been identified during the year they also provide a mechanism to assess whether further action is required to manage these risks.

The Directors confirm that they have reviewed the effectiveness of the Company's risk management and internal controls systems which accord with the FRC 'Guidance on Risk Management, Internal Control and Related Financial and Business Reporting' and they have procedures in place to review their effectiveness on a regular basis. No significant weaknesses were identified in the year under review and up to the date of this Report.

The Board confirms that these procedures have been in place throughout the Company's financial year and continue to be in place up to the date of approval of this Report.

To comply with the UK Alternative Investment Fund Managers Directive, The Bank of New York Mellon (International) Limited acts as the Company's Depository and Baillie Gifford & Co Limited as its AIFM.

The Depository's responsibilities include cash monitoring, safe keeping of the Company's financial instruments, verifying ownership and maintaining a record of other assets and monitoring the Company's compliance with investment limits and leverage requirements. The Depository is liable for the loss of financial instruments held in custody. The Depository will ensure that any delegate segregates the assets of the Company. The Company's Depository also acts as the Company's Custodian. The Custodian prepares reports on its key controls and safeguards which are independently reviewed by its appointed auditor, KPMG LLP. The reports are reviewed by Baillie Gifford's Business Risk Department and a summary of the key points is reported to the Audit Committee and any concerns are investigated.

The Depository provides the Audit Committee with a report on its monitoring activities.

The AIFM has established a permanent risk management function to ensure that effective risk management policies and procedures are in place and to monitor compliance with risk limits. The AIFM has a risk management policy which covers the risks associated with the management of the portfolio, and the adequacy and effectiveness of this policy is reviewed and approved at least annually. This review includes the risk management processes and systems and limits for each risk area.

The risk limits, which are set by the AIFM and approved by the Board, take into account the objectives, strategy and risk profile of the portfolio. These limits, including leverage (see page 75) are monitored and the sensitivity of the portfolio to key risks is undertaken periodically as appropriate to ascertain the impact of changes in key variables in the portfolio. Exceptions from limits monitoring and stress testing undertaken by Baillie Gifford's Business Risk Department are escalated to the AIFM and reported to the Board along with any remedial measures being taken. No exceptions occurred during the year.

Going Concern

In accordance with The Financial Reporting Council's guidance on going concern and liquidity risk, the Directors have undertaken a rigorous review of the Company's ability to continue as a going concern.

The Company's principal risks are market related and include market risk, liquidity risk and credit risk. An explanation of these risks and how they are managed is set out on pages 6 and 7 and contained in note 19 to the Financial Statements.

The Board has, in particular, considered the impact of heightened market volatility due to macroeconomic and geopolitical concerns, including rising interest rates, inflation and the Russia-Ukraine war, but does not believe the Company's going concern status is affected.

The Company's assets, the majority of which are investments in quoted securities which are readily realisable, exceed its liabilities significantly. All borrowings require the prior approval of the Board. Gearing levels and compliance with borrowing covenants are reviewed by the Board on a regular basis. As at 31 May 2023, the Company had a net current liability of £37.3 million primarily as a result of the US\$25 million five-year revolving credit facility with ING Bank N.V., London Branch, which matured on 31 July 2023 and the US\$25 million three-year fixed rate facility with ING Bank N.V., London Branch, due to mature on 23 October 2023. Subsequent to the year end on 26 July 2023, a new unsecured US\$25 million three-year revolving credit facility was drawn down from ING Bank N.V., London Branch. The Company has continued to comply with the investment trust status requirements of section 1158 of the Corporation Tax Act 2010 and the Investment Trust (Approved Company) (Tax) Regulations 2011.

Accordingly, the Financial Statements have been prepared on the going concern basis as it is the Directors' opinion, having assessed the principal and emerging risks and other matters set out in the Viability Statement on pages 7 and 8 which assesses the prospects of the Company over a period of five years, that the Company will continue in operational existence for a period of at least twelve months from the date of approval of these Financial Statements.

Relations with Shareholders

The Board places great importance on communication with shareholders. The Company's Managers meet regularly with shareholders and their representatives and report shareholders' views to the Board. The Chairman is available to meet with shareholders as appropriate. Shareholders wishing to communicate with any member of the Board may do so by writing to them at the Company's registered office or through the Company's broker, Panmure Gordon (UK) Limited (see contact details on the back cover).

The Company's Annual General Meeting provides a forum for communication with all shareholders. The level of proxies lodged for each resolution will be announced at the Meeting and is published on the Company's page of the Managers' website bgusgrowthtrust.com subsequent to the meeting.

The notice period for the Annual General Meeting is at least twenty working days.

Shareholders and potential investors may obtain up-to-date information on the Company at bgusgrowthtrust.com.

Corporate Governance and Stewardship

The Company has given discretionary voting powers to Baillie Gifford & Co. The Managers vote against resolutions they consider may damage shareholders' rights or economic interests and report their actions to the Board.

The Company believes that it is in the shareholders' interests to consider environmental, social and governance ('ESG') factors, including climate change, when selecting and retaining investments and has asked the Managers to take these issues into account as long as the investment objectives are not compromised. The Managers do not exclude companies from their investment universe purely on the grounds of ESG factors but adopt a positive engagement approach whereby matters are discussed with management with the aim of improving the relevant policies and management systems and enabling the Managers to consider how ESG factors could impact long term investment returns. The Managers' statement of compliance with the UK Stewardship Code can be found on the Managers' website at bailliegifford.com. The Managers' policy has been reviewed and endorsed by the Board. Baillie Gifford & Co has considered the Sustainable Finance Disclosure Regulation ('SFDR') and further details can be found on page 75.

Climate Change

The Board recognises that climate change poses a serious threat to our environment, our society and to economies and companies around the globe. Addressing the underlying causes is likely to result in companies that are high emitters of carbon facing greater societal and regulatory scrutiny and higher costs to account for the true environmental impact of their activities. The Managers pursuit of long-term growth opportunities typically involves investment in entrepreneurial, disruptive and technology-driven businesses. These companies are often capital-light with a low carbon footprint.

The Manager has engaged an external provider to map the carbon footprint of the portfolio, using the information to prioritise engagement and understand what higher emitting companies are doing to manage climate risk better. This analysis estimates that the carbon intensity of Baillie Gifford US Growth's portfolio is 89.3% lower than the index (S&P 500 Index). This analysis estimate is based on the 65% of the value of the Company's portfolio which reports on carbon emissions and other carbon related characteristics. Carbon intensity measures the carbon efficiency of the portfolio per unit of output and assesses the portfolio's exposure to carbon-intensive companies.

Baillie Gifford's Task Force on Climate-Related Financial Disclosures ('TCFD') Climate Report is available on the Managers' website at bailliegifford.com. A TCFD climate report for Baillie Gifford US Growth is available on the Company's page of the Managers' website at bgusgrowthtrust.com.

The Managers, Baillie Gifford & Co, are signatories to the Principles for Responsible Investment, the Net Zero Asset Managers initiative and the Carbon Disclosure Project and are also members of the Asian Corporate Governance Association and the International Corporate Governance Network.

On behalf of the Board
Tom Burnet
Chairman
9 August 2023

Audit Committee Report

The Audit Committee consists of all the independent Directors. The 2019 AIC Code of Corporate Governance permits the Chairman of the Board to be a member of the Audit Committee. The Board believes that Mr TJW Burnet's knowledge, experience and professional expertise is a significant benefit to the Committee. The members of the Committee consider that they have the requisite financial skills and experience to fulfil the responsibilities of the Committee. Mr GD Paterson, Chairman of the Committee, is a Chartered Accountant.

The Committee's authority and duties are clearly defined within its written terms of reference which are available on request from the Company Secretaries and at [bgusgrowthtrust.com](https://www.bgusgrowthtrust.com). The terms of reference are reviewed annually.

The Committee's effectiveness is reviewed on an annual basis as part of the Board's performance evaluation process.

At least once a year the Committee meets with the external Auditor without any representative of the Managers being present.

Main Activities of the Committee

The Committee met twice during the year, and the external Auditor, KPMG LLP, attended both meetings. Baillie Gifford & Co's Internal Audit and Compliance Departments and the AIFM's permanent risk function provided reports on their monitoring programmes for these meetings. In addition, the external Auditor met with the Audit Committee Chairman on an ad hoc basis to discuss matters pertinent to the Committee as they arose.

The matters considered, monitored and reviewed by the Committee during the course of the year included the following:

- the results announcement and the Annual and Interim Reports;
- the Company's accounting policies and practices and the implementation of the Managers' valuation policy for investments in unquoted companies;
- the regulatory changes impacting the Company;
- the fairness, balance and understandability of the Annual Report and Financial Statements and whether it provided the information necessary for shareholders to assess the Company's performance, business model and strategy;
- the effectiveness of the Company's internal control environment;
- the audit tender process and appointment, remuneration and terms of engagement of the external Auditor;
- the policy on the engagement of the external Auditor to supply non-audit services;
- the independence and objectivity of the external Auditor and the effectiveness of the external audit process;
- the need for the Company to have its own internal audit function;
- internal controls reports received from the Managers and Custodian; and
- the arrangements in place within Baillie Gifford & Co whereby their staff may, in confidence, raise concerns about possible improprieties in matters of financial reporting or other matters.

Internal Audit

The Committee continues to believe that the compliance and internal controls systems and the internal audit function in place within the Managers provide sufficient assurance that a sound system of internal control, which safeguards shareholders' investment and the Company's assets, is maintained. An internal audit function, specific to the Company, is therefore considered unnecessary.

Financial Reporting

The Committee considers that the most significant area of risk likely to impact the Financial Statements is the existence, ownership and valuation of investments as they represent 99.5% of total assets.

Unlisted (Private Company) Investments

The Committee reviewed the Managers' valuation approach for investments in unquoted companies (as described on pages 14, 54 and 55) and approved the valuations of the unlisted investments following a detailed review of the valuation of each investment and relevant challenge where appropriate.

The Managers agreed the holdings in certificated form to confirmations from the Company's Custodian and holdings of uncertificated unlisted investments to confirmations from the relevant investee companies.

Listed Investments

The majority of the investments are in quoted securities and market prices are readily available from independent external pricing sources. The Committee reviewed Baillie Gifford's Report on Internal Controls which details the controls in place regarding the recording and pricing of investments.

The Managers agreed the prices of all the listed investments at 31 May 2023 to external price sources and the holdings were agreed to confirmations from the Company's Custodian or Transfer Agent.

FRC Review

The Financial Reporting Council ('FRC') reviewed the Company's Annual Report and Financial Statements for the year to 31 May 2022.

The FRC asked for clarification on certain aspects of the tabular analysis disclosed to demonstrate the sensitivity of private company investments to changes in the assumptions underpinning the calculation of their fair value (see note 19 on pages 65 to 67). Additional detail was provided and a number of improvements have been made to the disclosure enhancing its understandability.

The FRC notes that its review does not provide assurance that the Annual Report and Financial Statements are correct in all material respects and that its role is not to verify the information provided but to consider compliance with reporting requirements.

Other Matters

The Committee reviewed the Managers' Report on Internal Controls which details the controls in place regarding completeness and accurate recording of investment income. The accounting treatment of special dividends received or receivable during the year is reviewed by the Managers as they arise.

The Committee considered the factors that might affect the Company's viability over a period of five years and its ability to continue as a going concern for at least twelve months from the date of signing of the Financial Statements, together with reports from the Managers on the cash position and cash flow projections of the Company, the liquidity of its investment portfolio, compliance with debt covenants, availability of borrowing facilities, and the Company's ability to meet its obligations as they fall due. The Committee also reviewed the Viability Statement on pages 7 and 8 and statement on Going Concern on page 37. Following this assessment, the Committee recommended to the Board the appropriateness of the Going Concern basis in preparing the Financial Statements and confirmed the accuracy of the Viability Statement and statement on Going Concern.

The Managers and Auditor confirmed to the Committee that they were not aware of any material misstatements in the context of the Financial Statements as a whole and that the Financial Statements are in accordance with applicable law and accounting standards.

Internal Controls and Risk Management

The Committee reviewed the effectiveness of the Company's risk management and internal controls systems as described on page 36. No significant weaknesses were identified in the year under review.

External Auditor

To fulfil its responsibility regarding the independence of the external Auditor, the Committee reviewed:

- the Auditor's audit strategy for the year to 31 May 2023 which included a report from the Auditor describing their arrangements to manage auditor independence and received confirmation of their independence; and
- the extent of non-audit services provided by the external Auditor. There were no non-audit fees paid to KPMG LLP in the year to 31 May 2023 or the year to 31 May 2022.

To assess the effectiveness of the external Auditor, the Committee reviewed and considered:

- the Auditor's fulfilment of the agreed audit plan;
- the Audit Quality Inspection Report on KPMG LLP issued by the FRC's Audit Quality Review team ('AQRT'); and
- detailed discussion with audit personnel to challenge audit processes and deliverables.

Non-audit service requests are considered on a case by case basis.

To fulfil its responsibility for oversight of the external audit process the Committee considered and reviewed:

- the Auditor's engagement letter;
- the Auditor's proposed audit strategy;
- the audit fee; and
- a report from the Auditor on the conclusion of the audit.

KPMG LLP was appointed as the Company's Auditor, by the Directors, on 23 April 2018. The audit partner responsible for the audit is to be rotated at least every five years in accordance with professional and regulatory standards in order to protect independence and objectivity and to provide fresh challenge to the business. Mr John Waterson, the current audit partner, has held this role for five years and will continue as audit partner until the conclusion of the 2023 audit. KPMG LLP has confirmed that it believes it is independent within the meaning of regulatory and professional requirements and that the objectivity of the audit partner and staff is not impaired.

Having carried out the review described above, the Committee is satisfied that the Auditor has remained independent and effective for the purposes of this year's audit.

There are no contractual obligations restricting the Committee's choice of external Auditor.

Audit Tender

The Committee acknowledges its responsibility to monitor and, at suitable junctures, to test the external audit market in order to ensure that the provision of external audit services to the Company remains of a high quality as well as cost proportionate, by reference to developing industry practice and expectations. The Committee is aware that the scope, complexity and associated cost of external audit engagements continues to increase across the market, driven by a number of factors including growing regulatory expectations, new auditing standards, the significant volume of work required to deliver a high-quality audit and a challenging audit labour market.

The Audit Committee undertook a formal audit tender process for external audit services for the financial year to 31 May 2024 onwards. In March 2023, invitations to tender were sent out to a short-list of audit firms, including four from outside the 'Big 4', to tender. KPMG LLP, the current auditor, was included in that list and invited to tender.

The invitations to tender included selection criteria including industry experience, credentials and relevant experience of the proposed audit team, audit approach, quality assurance, independence and governance and fees. The invitations included the tender timetable and information required for the firm's proposal documents and presentations.

Governance Report

Two of the firms submitted written tender documents which the Committee reviewed. Three firms then presented at an additional Audit Committee meeting. Following the presentations the Committee proposed two firms to the Board for consideration with a recommendation that Ernst & Young LLP be appointed auditor. The Board subsequently agreed to appoint Ernst & Young LLP as external auditor, effective for the financial year ending 31 May 2024. A resolution to approve the appointment of Ernst & Young LLP is being put to shareholders at the Annual General Meeting being held on 18 September 2023 (see Notice of Annual General Meeting on page 69).

Regulatory Compliance

The Committee confirms that the Company is in compliance with the requirements of the Statutory Audit Services for Large Companies Market Investigation (Mandatory Use of Competitive Tender Processes and Audit Committee Responsibilities) Order 2014, which relates to the frequency and governance of tenders for the appointment of the external auditor and the setting of policy on the provision of non-audit services.

Accountability and Audit

The respective responsibilities of the Directors and the Auditor in connection with the Financial Statements are set out on pages 43 to 49.

On behalf of the Board
Graham Paterson
Audit Committee Chairman
9 August 2023

Directors' Remuneration Report

This report has been prepared in accordance with the requirements of the Companies Act 2006.

Statement by the Chairman

The Directors' Remuneration Policy is subject to shareholder approval every three years or sooner if an alteration to the policy is proposed. The Remuneration Policy which is set out below was last approved at the Annual General Meeting in September 2022 and no changes to the policy are proposed.

For the year to 31 May 2023 the Directors' remuneration was set at £29,290 per annum for each Director other than the Chairman, who received an additional £11,110 per annum, Chairman of the Audit Committee, who received an additional £5,050 per annum, and the Senior Independent Director who received an additional £1,515 per annum.

The Board reviewed the level of fees during the year and agreed that, with effect from 1 June 2023 the fee for the Chairman would increase to £42,420, the Directors' fees would increase to £30,755, the additional fee for the Chairman of the Audit Committee would increase to £7,000 and the additional fee for the Senior Independent Director would increase to £1,590. The fees were last increased on 1 June 2022.

Directors' Remuneration Policy

The Board is composed wholly of non-executive Directors, none of whom has a service contract with the Company. There is no separate remuneration committee and the Board as a whole considers changes to Directors' fees from time to time.

The Board's policy is that the remuneration of Directors should be set at a reasonable level that is commensurate with the duties and responsibilities of the role and consistent with the requirement to attract and retain Directors of the appropriate quality and experience. The Board believes that the fees paid to the Directors should reflect the experience of the Board as a whole, be fair and should take account of the level of fees paid by comparable investment trusts. Any views expressed by shareholders on the fees being paid to Directors will be taken into consideration by the Board when reviewing the Board's policy on remuneration. Baillie Gifford & Co Limited, the Company Secretaries, provides comparative information when the Board considers the level of Directors' fees.

Directors are not eligible for any other remuneration or benefits apart from the reimbursement of allowable expenses. There are no performance conditions relating to Directors' fees and there are no long term incentive schemes or pension schemes. There is no notice period and no compensation is payable on loss of office.

Limits on Directors' Remuneration

The fees for the non-executive Directors are payable monthly in arrears and are determined within the limit set out in the Company's Articles of Association which is currently £300,000 per annum in aggregate. Any change to this limit requires shareholder approval.

The basic and additional fees payable to Directors in respect of the year ended 31 May 2023 and the fees payable in respect of the year ending 31 May 2024 are set out in the table below. The fees payable to the Directors in the subsequent financial periods will be determined following an annual review of the Directors' fees.

	Expected fees for the year ending 31 May 2024 £	Fees for the year ended 31 May 2023 £
Chairman's fee	42,420	40,400
Non-executive Director fee	30,755	29,290
Additional fee for Chairman of the Audit Committee	7,000	5,050
Additional fee for the Senior Independent Director	1,590	1,515
Total aggregate annual fees that can be paid to the Directors in any year under the Directors' Remuneration Policy, as set out in the Company's Articles of Association	300,000	300,000

Annual Report on Remuneration

An ordinary resolution for the approval of this report will be put to the members at the forthcoming Annual General Meeting.

The law requires the Company's Auditor to audit certain of the disclosures provided in this report. Where disclosures have been audited, they are indicated as such. The Auditor's opinion is included in KPMG LLP's report on pages 44 to 49.

Directors' Remuneration for the Year (audited)

The Directors who served during the year received the following remuneration in the form of fees and taxable benefits. This represents the entire remuneration paid to the Directors.

Name	For the year ended 31 May 2023			For the year ended 31 May 2022		
	Fees £	Taxable benefits £	Total £	Fees £	Taxable benefits £	Total £
TJW Burnet (Chairman)	40,400	–	40,400	40,000	–	40,000
GD Paterson (Audit Committee Chairman)	34,340	–	34,340	34,000	–	34,000
SP Inglis (Senior Independent Director)	30,805	77	30,882	30,500	–	30,500
CRD van der Kuyf	29,290	157	29,447	29,000	–	29,000
RL Palmer	29,290	6,288	35,578	29,000	2,838	31,838
	164,125	6,522	170,647	162,500	2,838	165,338

Annual Percentage Change in Remuneration

This represents the annual percentage change in the total remuneration paid to the Directors.

Name	% change from 2022 to 2023	% change from 2021 to 2022	% change from 2020 to 2021
TJW Burnet	1.0	15.9	–
SP Inglis	1.3	24.5 #	–
GD Paterson	1.0	17.2	–
CRD van der Kuyl (appointed 1 June 2021)	1.5	–*	n/a
RL Palmer (appointed 1 June 2021)	11.7	–*	n/a

* These percentage movements reflect the Directors' appointments in the period.

When the Board reviewed the level of fees during the year to 31 May 2021 an additional fee of £1,500 for the Senior Independent Director was introduced for the first time. In addition to this Director fees were increased from £24,500 to £29,000 due to the increase in private company holdings.

Directors' Interests (audited)

The Directors at the financial year end, and their interests in the Company, were as shown below. There have been no changes intimated in the Directors' interests up to 4 August 2023.

Name	Nature of interest	Ordinary 1p shares held at 31 May 2023	Ordinary 1p shares held at 31 May 2022
TJW Burnet	Beneficial	126,040	126,040
SP Inglis	Beneficial	50,000	50,000
GD Paterson	Beneficial	80,000	80,000
CRD van der Kuyl	Beneficial	285,314	285,314
RL Palmer	Beneficial	–	–

Statement of Voting at Annual General Meeting

At the Annual General Meeting held on 16 September 2022, of the proxy votes received in respect of the Directors' Remuneration Policy, 99.77% were in favour, 0.20% were against and votes withheld were 0.03%. At the Annual General Meeting held on 16 September 2022, of the proxy votes received in respect of the Directors' Remuneration Report, 99.77% were in favour, 0.19% were against and, votes withheld were 0.04%.

Relative Importance of Spend on Pay

As the Company has no employees, the Directors do not consider it appropriate to present a table comparing remuneration paid to employees with distributions to shareholders. The Directors' remuneration for the year and the expected fees for the year to 31 May 2024 are set out on the previous page. The table below shows the actual expenditure during the year in relation to Directors' remuneration and distributions to shareholders.

	2023 £'000	2022 £'000	Change %
Directors' remuneration	171	165	3.6
Share buy-backs	–	3,599	n/a

Directors' Service Details

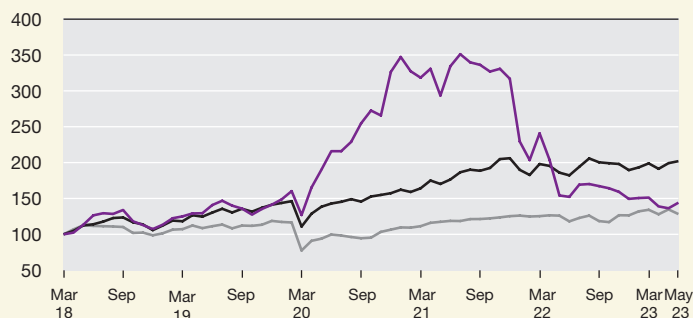
Name	Date of appointment	Due date for re-election
TJW Burnet	5 March 2018	AGM in 2023
SP Inglis	5 March 2018	AGM in 2023
CRD van der Kuyl	1 June 2021	AGM in 2023
RL Palmer	1 June 2021	AGM in 2023
GD Paterson	5 March 2018	AGM in 2023

Company Performance

The following graph compares, for the period from 23 March 2018, launch date, and first trade date, to 31 May 2023, the share price total return (assuming all dividends are reinvested) to the Company's ordinary shareholders compared to the total shareholder return on a notional investment made up of shares in the component parts of the FTSE All-Share Index. This index was chosen for comparison purposes as it is a widely used measure of performance for UK listed companies. Comparative Index provided for information purposes only.

Performance Graph

The Company's Share Price, FTSE All-Share Index and Comparative Index* (figures have been rebased to 100 at 23 March 2018)



Source: Refinitiv/Baillie Gifford and relevant underlying index providers. See disclaimer on page 75.

— Baillie Gifford US Growth share price
— FTSE All-Share Index
— Comparative Index* (in sterling terms)

All figures are total return (assuming all dividends reinvested) (See Glossary of Terms and Alternative Performance Measures on pages 76 and 77).

* S&P 500 Index total return (in sterling terms). See disclaimer on page 75.

Past performance is not a guide to future performance.

Approval

The Directors' Remuneration Report on pages 41 and 42 was approved by the Board of Directors and signed on its behalf on 9 August 2023.

Tom Burnet
Chairman

Statement of Directors' Responsibilities in Respect of the Annual Report and the Financial Statements

The Directors are responsible for preparing the Annual Report and the Financial Statements in accordance with applicable law and regulations.

Company law requires the Directors to prepare Financial Statements for each financial year. Under that law they have elected to prepare the Financial Statements in accordance with applicable law and United Kingdom Accounting Standards including FRS 102 'The Financial Reporting Standard applicable in the UK and Republic of Ireland'.

Under company law the Directors must not approve the Financial Statements unless they are satisfied that they give a true and fair view of the state of affairs of the Company and of the profit or loss of the Company for that period. In preparing these Financial Statements, the Directors are required to:

- select suitable accounting policies and then apply them consistently;
- make judgements and accounting estimates that are reasonable and prudent;
- state whether applicable United Kingdom Accounting Standards have been followed, subject to any material departures disclosed and explained in the Financial Statements;
- assess the Company's ability to continue as a going concern, disclosing, as applicable, matters related to going concern; and
- use the going concern basis of accounting unless they either intend to liquidate the company or to cease operations, or have no realistic alternative but to do so.

The Directors are responsible for keeping adequate accounting records that are sufficient to show and explain the Company's transactions and disclose with reasonable accuracy at any time the financial position of the Company and enable them to ensure that its Financial Statements comply with the Companies Act 2006. They are responsible for such internal control as they determine is necessary to enable the preparation of Financial Statements that are free from material misstatement, whether due to fraud or error, and have general responsibility for taking such steps as are reasonably open to them to safeguard the assets of the Company and to prevent and detect fraud and other irregularities.

Under applicable laws and regulations, the Directors are also responsible for preparing a Strategic Report, Directors' Report, a Directors' Remuneration Report and a Corporate Governance Statement that complies with that law and those regulations.

The Directors have delegated responsibility to the Managers for the maintenance and integrity of the corporate and financial information included on the Company's page of the Managers' website. Legislation in the United Kingdom governing the preparation and dissemination of Financial Statements may differ from legislation in other jurisdictions.

Responsibility Statement of the Directors in Respect of the Annual Financial Report

We confirm that, to the best of our knowledge:

- the Financial Statements, which have been prepared in accordance with applicable law and United Kingdom Accounting Standards (United Kingdom Generally Accepted Accounting Practice) including FRS 102 'The Financial Reporting Standard applicable in the UK and Republic of Ireland', give a true and fair view of the assets, liabilities, financial position and net return of the Company;
- the Annual Report and Financial Statements taken as a whole is fair, balanced and understandable and provides the information necessary for shareholders to assess the Company's performance, business model and strategy; and
- the Strategic Report and Directors' Report include a fair review of the development and performance of the business and the position of the Company, together with a description of the principal risks and uncertainties that it faces.

On behalf of the Board
Tom Burnet
Chairman
9 August 2023

Notes

The following notes relate to financial statements published on a website and are not included in the printed version of the Annual Report and Financial Statements:

- The maintenance and integrity of the Baillie Gifford & Co website is the responsibility of Baillie Gifford & Co; the work carried out by the auditor does not involve consideration of these matters and accordingly, the auditor accepts no responsibility for any changes that may have occurred to the financial statements since they were initially presented on the website.
- Legislation in the United Kingdom governing the preparation and dissemination of financial statements may differ from legislation in other jurisdictions.



Independent auditor's report

to the members of Baillie Gifford US Growth Trust plc.

1. Our opinion is unmodified

We have audited the financial statements of Baillie Gifford US Growth Trust plc ("the Company") for the year ended 31 May 2023 which comprise the Income Statement, Balance Sheet, Statement of Changes in Equity, Cash Flow Statement and the related notes, including the accounting policies in note 1.

In our opinion the financial statements:

- give a true and fair view of the state of the Company's affairs as at 31 May 2023 and of its return for the year then ended;
- have been properly prepared in accordance with UK accounting standards, including FRS 102 *The Financial Reporting Standard applicable in the UK and Republic of Ireland*; and
- have been prepared in accordance with the requirements of the Companies Act 2006.

Basis for opinion

We conducted our audit in accordance with International Standards on Auditing (UK) ("ISAs (UK)") and applicable law. Our responsibilities are described below. We believe that the audit evidence we have obtained is a sufficient and appropriate basis for our opinion. Our audit opinion is consistent with our report to the audit committee.

We were first appointed as auditor by the Directors on 23 April 2018. The period of total uninterrupted engagement is for the five financial periods ended 31 May 2023. We have fulfilled our ethical responsibilities under, and we remain independent of the Company in accordance with, UK ethical requirements including the FRC Ethical Standard as applied to listed public interest entities. No non-audit services prohibited by that standard were provided.

Overview	
Materiality:	£6.1m (2022:£6.2m)
Financial statements as a whole	1% (2022: 1%) of Total Assets
Key audit matter vs 2022	
Recurring risk	Valuation of certain specific unlisted investments

2. Key audit matters: including our assessment of risks of material misstatement

Key audit matters are those matters that, in our professional judgement, were of most significance in the audit of the financial statements and include the most significant assessed risks of material misstatement (whether or not due to fraud) identified by us, including those which had the greatest effect on: the overall audit strategy; the allocation of resources in the audit; and directing the efforts of the engagement team. We summarise below the key audit matter, in arriving at our audit opinion above, together with our key audit procedures to address the matter and our findings from those procedures in order that the Company's members, as a body, may better understand the process by which we arrived at our audit opinion. This matter was addressed, and our findings are based on procedures undertaken, in the context of, and solely for the purpose of, our audit of the financial statements as a whole, and in forming our opinion thereon, and consequently are incidental to that opinion, and we do not provide a separate opinion on this matter.

	The risk	Our response
<p>Valuation of certain specific unlisted investments</p> <p>(Certain specific investments within the total unlisted investment balance of £209.6 million; (2022: £227.4 million)</p> <p><i>Refer to page 38 (Audit Committee Report), page 55 (accounting policy) and note 9 on pages 58 and 59 and note 19 on pages 62 to 68 (financial disclosures).</i></p>	<p>Subjective valuation:</p> <p>Certain of the unlisted investments within the total unlisted investments balance of £209.6 million are subject to significant inherent estimation uncertainty in determining their valuation.</p> <p>The factors considered in assessing which unlisted investments were subject to significant risk included the quantum of the individual investment, time since funding round, performance of the investment, nature of the investment held as well as the estimation uncertainty of the methodology and inputs used.</p> <p>Unlisted investments are measured at fair value, which is established in accordance with the International Private Equity and Venture Capital Valuation Guidelines, by using measurements of value such as prices of recent orderly transactions, earnings multiples, and net assets.</p> <p>We assessed that there is a significant risk associated with this matter due to the quantum of the balance, and the level of judgement associated with certain unobservable inputs. Therefore this is one of the key areas that our audit has focused on.</p> <p>The financial statements (note 19) disclose the sensitivity estimated by the Company in respect of all the unlisted investments held.</p>	<p>We performed the tests below rather than seeking to rely on any of the Company's controls, because the nature of the balance is such that we would expect to obtain audit evidence primarily through the detailed procedures described below:</p> <p>Our procedures included:</p> <ul style="list-style-type: none"> — Historical comparisons: Assessment of investment valuations, comparing current period valuations and movements to prior period valuations in the absence of any sales or listings, to understand the reasons for significant variances and determine whether they are indicative of bias or error in the Company's approach to valuations; — Methodology choice: In the context of observed industry best practice and the provisions of the International Private Equity and Venture Capital Valuation Guidelines, we challenged the appropriateness of the valuation basis selected; — Our valuation experience: Challenging the investment manager on key judgements affecting investee company valuations, such as the choice of benchmark and calibration to latest funding rounds. We compared key underlying financial data inputs to external sources, investee company audited accounts where available and management information as applicable. Our work included consideration of events which occurred subsequent to the period end until the date of this audit report; — Our corporate finance expertise: Utilising the expertise of KPMG Corporate Finance specialists to assist the audit team in assessing specific areas, such as evaluating the appropriateness of comparable companies for a selection of unlisted investments; — Comparing valuations: Where a recent transaction has been used to value a holding, we obtained an understanding of the circumstances surrounding the transaction and whether it was considered to be on an arms-length basis and suitable as an input into a valuation; and — Assessing transparency: Consideration of the appropriateness, in accordance with relevant accounting standards, of the disclosures in respect of unlisted investments and the effect of changing one or more inputs to reasonably possible alternative valuation assumptions. <p>Our findings:</p> <ul style="list-style-type: none"> — We found the Company's valuation of certain specific unlisted investments to be balanced (2022: slightly cautious) and the related disclosures to be proportionate (2022: proportionate).

We continue to perform procedures over the carrying amount of quoted investments, however we have not assessed this as one of the most significant risks in our current year audit, or to be subject to a significant level of judgement because they comprise liquid, quoted investments valued using readily available market data and, therefore, it is not separately identified as a key audit matter in our report this year.

3. Our application of materiality and an overview of the scope of our audit

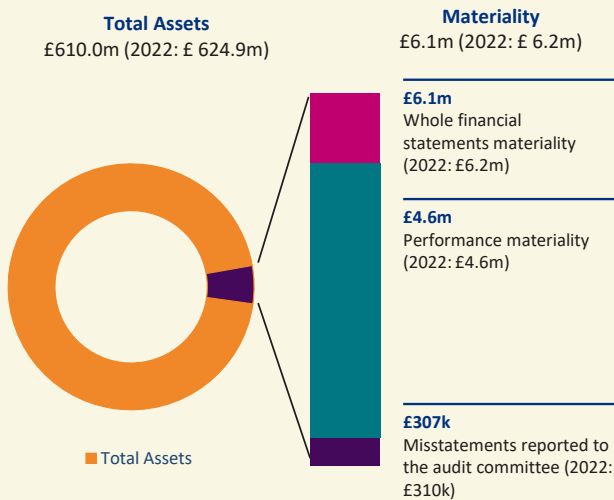
Materiality for the financial statements as a whole was set at £6.1m (2022: £ 6.2m), determined with reference to a benchmark of total assets, of which it represents 1% (2022: 1%). In line with our audit methodology, our procedures on individual account balances and disclosures were performed to a lower threshold, performance materiality, so as to reduce to an acceptable level the risk that individually immaterial misstatements in individual account balances add up to a material amount across the financial statements as a whole.

Performance materiality was set at 75% (2022: 75%) of materiality for the financial statements as a whole, which equates to £4.6m (2022: £ 4.6m). We applied this percentage in our determination of performance materiality because we did not identify any factors indicating an elevated level of risk.

We agreed to report to the Audit Committee any corrected or uncorrected identified misstatements exceeding £307k (2022: £ 310k), in addition to other identified misstatements that warranted reporting on qualitative grounds.

Our audit of the Company was undertaken to the materiality level specified above and was performed by a single audit team.

The scope of the audit work performed was fully substantive as we did not rely upon the Company’s internal control over financial reporting.



4. The impact of climate risk on our audit

In planning our audit we have considered the potential impacts of climate change on the Company’s financial statements.

We have performed a risk assessment of how the impact of climate change may affect the financial statements and our audit. Level 1 quoted investments make up 65.1% of the Company’s total assets, for which fair value is determined as the quoted market price. Therefore, we assessed that the financial statement estimate that is primarily exposed to climate risk is the unquoted investment portfolio, for which the valuation assumptions and estimates may be impacted by physical or legal climate risks, such as an increase in climate related compliance expenditure. We made enquiries of management to understand the extent of the potential impact of climate change risk on the unquoted investment portfolio.

We assessed that, whilst climate change posed a risk to the determination of investment valuations in the current year, this risk was not significant when considering the nature of the underlying investment portfolio. Therefore there was no significant impact of this on our key audit matter.

We have read the disclosure of climate related narrative in the front half of the financial statements and considered consistency with the financial statements and our audit knowledge.

5. Going concern

The Directors have prepared the financial statements on the going concern basis as they do not intend to liquidate the Company or to cease its operations, and as they have concluded that the Company’s financial position means that this is realistic. They have also concluded that there are no material uncertainties that could have cast significant doubt over its ability to continue as a going concern for at least a year from the date of approval of the financial statements (“the going concern period”).

We used our knowledge of the Company, its industry, and the general economic environment to identify the inherent risks to its business model and analysed how those risks might affect the Company’s financial resources or ability to continue operations over the going concern period. The risks that we considered most likely to adversely affect the Company’s available financial resources and metrics relevant to debt covenants over this period were:

- the impact of a significant reduction in the valuation of investments and the implications for the Company’s debt covenants;
- the liquidity of the investment portfolio and its ability to meet the liabilities of the Company as and when they fall due; and
- the operational resilience of key service organisations.

We considered whether these risks could plausibly affect the liquidity or covenant compliance in the going concern period by assessing the degree of downside assumption that, individually and collectively, could result in a liquidity issue, taking into account the Company’s liquid investments.

5. Going concern (continued)

We considered whether the going concern disclosure in note 1 to the financial statements gives a full and accurate description of the Directors' assessment of going concern, including the identified risks and related sensitivities.

Our conclusions based on this work:

- We consider that the Directors' use of the going concern basis of accounting in the preparation of the financial statements is appropriate;
- We have not identified, and concur with the Directors' assessment that there is not, a material uncertainty related to events or conditions that, individually or collectively, may cast significant doubt on the Company's ability to continue as a going concern for the going concern period;
- We have nothing material to add or draw attention to in relation to the Directors' statement in note 1 to the financial statements on the use of the going concern basis of accounting with no material uncertainties that may cast significant doubt over the Company's use of that basis for the going concern period, and we found the going concern disclosure in note 1 to be acceptable; and
- The related statement under the Listing Rules set out on page 37 is materially consistent with the financial statements and our audit knowledge.

However, as we cannot predict all future events or conditions and as subsequent events may result in outcomes that are inconsistent with judgements that were reasonable at the time they were made, the above conclusions are not a guarantee that the Company will continue in operation.

6. Fraud and breaches of laws and regulations – ability to detect

Identifying and responding to risks of material misstatement due to fraud

To identify risks of material misstatement due to fraud ("fraud risks") we assessed events or conditions that could indicate an incentive or pressure to commit fraud or provide an opportunity to commit fraud. Our risk assessment procedures included:

- enquiring of Directors as to the Company's policies and procedures to prevent and detect fraud, as well as whether they have knowledge of any actual, suspected or alleged fraud;
- assessing the segregation of duties in place between the Directors, the Administrator and the Company's Investment Manager; and
- reading Board and Audit Committee minutes.

We communicated identified fraud risks throughout the audit team and remained alert to any indications of fraud throughout the audit.

As required by auditing standards, we perform procedures to address the risk of management override of controls, in particular to the risk that management may be in a position to make inappropriate accounting entries and the risk of bias in accounting estimates and judgements such as the valuation of unlisted investments.

On this audit we do not believe there is a fraud risk related to revenue recognition because the revenue is non-judgemental and straightforward, with limited opportunity for manipulation.

We evaluated the design and implementation of the controls over journal entries and other adjustments and made inquiries of the Administrator about inappropriate or unusual activity relating to the processing of journal entries and other adjustments. We selected journal entries for testing, which included material post-closing journal entries and compared any identified entries to supporting documentation.

We did not identify any additional fraud risks.

Identifying and responding to risks of material misstatement due to non-compliance with laws and regulations

We identified areas of laws and regulations that could reasonably be expected to have a material effect on the financial statements from our general commercial and sector experience and through discussion with the Directors, the Investment Manager and the Administrator (as required by auditing standards) and discussed with the Directors the policies and procedures regarding compliance with laws and regulations. As the Company is regulated, our assessment of risks involved gaining an understanding of the control environment including the entity's procedures for complying with regulatory requirements.

We communicated identified laws and regulations throughout our team and remained alert to any indications of non-compliance throughout the audit.

The potential effect of these laws and regulations on the financial statements varies considerably.

Firstly, the Company is subject to laws and regulations that directly affect the financial statements including financial reporting legislation (including related companies legislation), distributable profits legislation, and its qualification as an Investment Trust under UK taxation legislation, any breach of which could lead to the Company losing various deductions and exemptions from UK corporation tax, and we assessed the extent of compliance with these laws and regulations as part of our procedures on the related financial statement items.

6. Fraud and breaches of laws and regulations – ability to detect (continued)

Identifying and responding to risks of material misstatement due to non-compliance with laws and regulations (continued)

Secondly, the Company is subject to many other indirect laws and regulations where the consequences of non-compliance could have a material effect on amounts or disclosures in the financial statements, for instance through the imposition of fines or litigation. We identified the following areas as those most likely to have such an effect: money laundering, data protection, bribery and corruption legislation and certain aspects of company legislation recognising the financial and regulated nature of the Company's activities and its legal form. Auditing standards limit the required audit procedures to identify non-compliance with these laws and regulations to enquiry of the Directors and the Administrator and inspection of regulatory and legal correspondence, if any. Therefore if a breach of operational regulations is not disclosed to us or evident from relevant correspondence, an audit will not detect that breach.

Context of the ability of the audit to detect fraud or breaches of law or regulation

Owing to the inherent limitations of an audit, there is an unavoidable risk that we may not have detected some material misstatements in the financial statements, even though we have properly planned and performed our audit in accordance with auditing standards. For example, the further removed non-compliance with laws and regulations is from the events and transactions reflected in the financial statements, the less likely the inherently limited procedures required by auditing standards would identify it.

In addition, as with any audit, there remained a higher risk of non-detection of fraud, as these may involve collusion, forgery, intentional omissions, misrepresentations, or the override of internal controls. Our audit procedures are designed to detect material misstatement. We are not responsible for preventing non-compliance or fraud and cannot be expected to detect non-compliance with all laws and regulations.

7. We have nothing to report on the other information in the Annual Report and financial statements

The Directors are responsible for the other information presented in the Annual Report together with the financial statements. Our opinion on the financial statements does not cover the other information and, accordingly, we do not express an audit opinion or, except as explicitly stated below, any form of assurance conclusion thereon.

Our responsibility is to read the other information and, in doing so, consider whether, based on our financial statements audit work, the information therein is materially misstated or inconsistent with the financial statements or our audit knowledge. Based solely on that work we have not identified material misstatements in the other information.

Strategic report and Directors' report

Based solely on our work on the other information:

- we have not identified material misstatements in the strategic report and the Directors' report;
- in our opinion the information given in those reports for the financial year is consistent with the financial statements; and
- in our opinion those reports have been prepared in accordance with the Companies Act 2006.

Directors' remuneration report

In our opinion the part of the Directors' Remuneration Report to be audited has been properly prepared in accordance with the Companies Act 2006.

Disclosures of emerging and principal risks and longer-term viability

We are required to perform procedures to identify whether there is a material inconsistency between the Directors' disclosures in respect of emerging and principal risks and the viability statement, and the financial statements and our audit knowledge.

Based on those procedures, we have nothing material to add or draw attention to in relation to:

- the Directors' confirmation within the Viability Statement on pages 7 and 8 that they have carried out a robust assessment of the emerging and principal risks facing the Company, including those that would threaten its business model, future performance, solvency and liquidity;
- the Principal and Emerging Risks disclosures describing these risks and how emerging risks are identified, and explaining how they are being managed and mitigated; and
- the Directors' explanation in the Viability Statement of how they have assessed the prospects of the Company, over what period they have done so and why they considered that period to be appropriate, and their statement as to whether they have a reasonable expectation that the Company will be able to continue in operation and meet its liabilities as they fall due over the period of their assessment, including any related disclosures drawing attention to any necessary qualifications or assumptions.

We are also required to review the Viability Statement, set out on pages 7 and 8 under the Listing Rules. Based on the above procedures, we have concluded that the above disclosures are materially consistent with the financial statements and our audit knowledge.

7. We have nothing to report on the other information in the Annual Report and financial statements (continued)

Disclosures of emerging and principal risks and longer-term viability (continued)

Our work is limited to assessing these matters in the context of only the knowledge acquired during our financial statements audit. As we cannot predict all future events or conditions and as subsequent events may result in outcomes that are inconsistent with judgements that were reasonable at the time they were made, the absence of anything to report on these statements is not a guarantee as to the Company's longer-term viability.

Corporate governance disclosures

We are required to perform procedures to identify whether there is a material inconsistency between the Directors' corporate governance disclosures and the financial statements and our audit knowledge.

Based on those procedures, we have concluded that each of the following is materially consistent with the financial statements and our audit knowledge:

- the Directors' statement that they consider that the annual report and financial statements taken as a whole is fair, balanced and understandable, and provides the information necessary for shareholders to assess the Company's position and performance, business model and strategy;
- the section of the annual report describing the work of the Audit Committee, including the significant issues that the audit committee considered in relation to the financial statements, and how these issues were addressed; and
- the section of the annual report that describes the review of the effectiveness of the Company's risk management and internal control systems.

We are required to review the part of Corporate Governance Statement relating to the Company's compliance with the provisions of the UK Corporate Governance Code specified by the Listing Rules for our review. We have nothing to report in this respect.

8. We have nothing to report on the other matters on which we are required to report by exception

Under the Companies Act 2006, we are required to report to you if, in our opinion:

- adequate accounting records have not been kept, or returns adequate for our audit have not been received from branches not visited by us; or
- the financial statements and the part of the Directors' Remuneration Report to be audited are not in agreement with the accounting records and returns; or
- certain disclosures of Directors' remuneration specified by law are not made; or
- we have not received all the information and explanations we require for our audit.

We have nothing to report in these respects.

9. Respective responsibilities

Directors' responsibilities

As explained more fully in their statement set out on page 43, the Directors are responsible for: the preparation of the financial statements including being satisfied that they give a true and fair view; such internal control as they determine is necessary to enable the preparation of financial statements that are free from material misstatement, whether due to fraud or error; assessing the Company's ability to continue as a going concern, disclosing, as applicable, matters related to going concern; and using the going concern basis of accounting unless they either intend to liquidate the Company or to cease operations, or have no realistic alternative but to do so.

Auditor's responsibilities

Our objectives are to obtain reasonable assurance about whether the financial statements as a whole are free from material misstatement, whether due to fraud or error, and to issue our opinion in an auditor's report. Reasonable assurance is a high level of assurance, but does not guarantee that an audit conducted in accordance with ISAs (UK) will always detect a material misstatement when it exists. Misstatements can arise from fraud or error and are considered material if, individually or in aggregate, they could reasonably be expected to influence the economic decisions of users taken on the basis of the financial statements.

A fuller description of our responsibilities is provided on the FRC's website at:

www.frc.org.uk/auditorsresponsibilities.

10. The purpose of our audit work and to whom we owe our responsibilities

This report is made solely to the Company's members, as a body, in accordance with Chapter 3 of Part 16 of the Companies Act 2006 and the terms of our engagement by the Company. Our audit work has been undertaken so that we might state to the Company's members those matters we are required to state to them in an auditor's report, and the further matters we are required to state to them in accordance with the terms agreed with the Company, and for no other purpose. To the fullest extent permitted by law, we do not accept or assume responsibility to anyone other than the Company and the Company's members, as a body, for our audit work, for this report, or for the opinions we have formed.

John Waterson (Senior Statutory Auditor)

for and on behalf of KPMG LLP, Statutory Auditor Chartered Accountants
Saltire Court
20 Castle Terrace
Edinburgh
EH1 2EG

9 August 2023

Income Statement

For the year ended 31 May

	Notes	2023 Revenue £'000	2023 Capital £'000	2023 Total £'000	2022 Revenue £'000	2022 Capital £'000	2022 Total £'000
Losses on investments	9	–	(10,169)	(10,169)	–	(314,153)	(314,153)
Currency losses	14	–	(700)	(700)	–	(2,976)	(2,976)
Income	2	850	–	850	568	–	568
Investment management fee	3	(3,345)	–	(3,345)	(4,865)	–	(4,865)
Other administrative expenses	4	(670)	–	(670)	(676)	–	(676)
Net return before finance costs and taxation		(3,165)	(10,869)	(14,034)	(4,973)	(317,129)	(322,102)
Finance costs of borrowings	5	(1,482)	–	(1,482)	(741)	–	(741)
Net return before taxation		(4,647)	(10,869)	(15,516)	(5,714)	(317,129)	(322,843)
Tax	6	(71)	–	(71)	(67)	–	(67)
Net return after taxation		(4,718)	(10,869)	(15,587)	(5,781)	(317,129)	(322,910)
Net return per ordinary share	7	(1.55p)	(3.56p)	(5.11p)	(1.88p)	(103.24p)	(105.12p)

The total column of this Statement represents the profit and loss account of the Company. The supplementary revenue and capital columns are prepared under guidance published by the Association of Investment Companies.

All revenue and capital items in this Statement derive from continuing operations.

A Statement of Comprehensive Income is not required as the Company does not have any other comprehensive income and the net return after taxation is both the profit and comprehensive income for the year.

The accompanying notes on pages 54 to 68 are an integral part of the Financial Statements.

Balance Sheet

As at 31 May

	Notes	2023 £'000	2023 £'000	2022 £'000	2022 £'000
Fixed assets					
Investments held at fair value through profit or loss	9		605,908		621,587
Current assets					
Debtors	10	657		359	
Cash and cash equivalents	19	3,440		3,007	
			4,097		3,366
Creditors					
Amounts falling due within one year	11	(41,406)		(20,930)	
Net current liabilities					
			(37,309)		(17,564)
Total assets less current liabilities					
			568,599		604,023
Creditors					
Amounts falling due after more than one year	12		–		(19,837)
Net assets					
			568,599		584,186
Capital and reserves					
Share capital	13		3,073		3,073
Share premium account	14		250,827		250,827
Special distributable reserve	14		168,942		168,942
Capital reserve	14		165,931		176,800
Revenue reserve	14		(20,174)		(15,456)
Shareholders' funds					
			568,599		584,186
Net asset value per ordinary share					
(after deducting borrowings at book value*)	15		186.33p		191.44p

The Financial Statements of Baillie Gifford US Growth Trust plc (Company Registration number 11194060) were approved and authorised for issue by the Board and were signed on 9 August 2023.

Tom Burnet
Chairman

* See Glossary of Terms and Alternative Performance Measures on pages 76 and 77.

The accompanying notes on pages 54 to 68 are an integral part of the Financial Statements.

Statement of Changes in Equity

For the year to 31 May 2023

	Notes	Share capital £'000	Share premium account £'000	Special distributable reserve £'000	Capital reserve £'000	Revenue reserve £'000	Shareholders' funds £'000
Shareholders' funds at 1 June 2022		3,073	250,827	168,942	176,800	(15,456)	584,186
Net return after taxation		–	–	–	(10,869)	(4,718)	(15,587)
Shareholders' funds at 31 May 2023		3,073	250,827	168,942	165,931	(20,174)	568,599

For the year to 31 May 2022

	Notes	Share capital £'000	Share premium account £'000	Special distributable reserve £'000	Capital reserve £'000	Revenue reserve £'000	Shareholders' funds £'000
Shareholders' funds at 1 June 2021		3,068	249,020	168,942	497,528	(9,675)	908,883
Ordinary shares issued	13	5	1,807	–	–	–	1,812
Ordinary shares bought back into treasury	13	–	–	–	(3,599)	–	(3,599)
Net return after taxation		–	–	–	(317,129)	(5,781)	(322,910)
Shareholders' funds at 31 May 2022		3,073	250,827	168,942	176,800	(15,456)	584,186

The accompanying notes on pages 54 to 68 are an integral part of the Financial Statements.

Cash Flow Statement

For the year ended 31 May

	2023 £'000	2023 £'000	2022 £'000	2022 £'000
Cash flows from operating activities				
Net return before taxation		(15,516)		(322,843)
Net losses on investments		10,169		314,153
Currency losses		700		2,976
Finance costs of borrowings		1,482		741
Overseas withholding tax incurred		(71)		(67)
Changes in debtors and creditors		(308)		(387)
Cash from operations*		(3,544)		(5,427)
Finance costs paid		(1,481)		(745)
Net cash outflow from operating activities		(5,025)		(6,172)
Cash flows from investing activities				
Acquisitions of investments	(63,894)		(146,903)	
Disposals of investments	69,383		129,027	
Net cash inflow/(outflow) from investing activities		5,489		(17,876)
Cash flows from financing activities				
Ordinary shares issued	–		1,812	
Ordinary shares bought back into treasury and stamp duty thereon	–		(3,599)	
Bank loans drawn down#	–		9,082	
Bank loans repaid#	–		–	
Net cash inflow from financing activities		–		7,295
Increase/(decrease) in cash and cash equivalents		464		(16,753)
Exchange movements		(31)		1,276
Cash and cash equivalents at start of the period		3,007		18,484
Cash and cash equivalents at 31 May		3,440		3,007

* Cash from operations includes dividends received in the period of £472,000 (2022 – £448,000) and interest received of £154,000 (2022 – £1,000).

#Cash movements in bank loans are shown on a net basis. Prior year balances have been updated to reflect this.

The accompanying notes on pages 54 to 68 are an integral part of the Financial Statements.

Notes to the Financial Statements

Baillie Gifford US Growth Trust plc (the 'Company') was incorporated under the Companies Act 2006 in England and Wales as a public limited company with registered number 11194060. The Company is an investment company within the meaning of section 833 of the Companies Act 2006 and carries on business as an investment trust.

1 Principal Accounting Policies

The Financial Statements for the year to 31 May 2023 have been prepared in accordance with FRS 102 'The Financial Reporting Standard applicable in the UK and Republic of Ireland' and on the basis of the accounting policies set out below which are unchanged from the prior year and have been applied consistently.

(a) Basis of Accounting

All of the Company's operations are of a continuing nature and the Financial Statements are prepared on a going concern basis under the historical cost convention, modified to include the revaluation of fixed asset investments at fair value through profit or loss, and on the assumption that approval as an investment trust under section 1158 of the Corporation Tax Act 2010 and the Investment Trust (Approved Company) (Tax) Regulations 2011 will be retained. The Board has, in particular, considered the impact of heightened market volatility due to macroeconomic and geopolitical concerns, including rising interest rates, inflation and the Russia-Ukraine war but does not believe the Company's going concern status is affected. The Company's assets, the majority of which are investments in quoted securities which are readily realisable, exceed its liabilities significantly. All borrowings require the prior approval of the Board. Gearing levels and compliance with borrowing covenants are reviewed by the Board on a regular basis. As at 31 May 2023, the Company had a net current liability of £37.3 million primarily as a result of the US\$25 million five-year revolving credit facility with ING Bank N.V., London Branch, which matured on 31 July 2023 and the US\$25 million three-year fixed rate facility with ING Bank N.V., London Branch, due to mature on 23 October 2023. Subsequent to the year end on 26 July 2023, a new unsecured US\$25 million three-year revolving credit facility was drawn down from ING Bank N.V., London Branch. The Company has continued to comply with the investment trust status requirements of section 1158 of the Corporation Tax Act 2010 and the Investment Trust (Approved Company) (Tax) Regulations 2011. Accordingly, the Financial Statements have been prepared on the going concern basis as it is the Directors' opinion, having assessed the principal and emerging risks and other matters set out in the Viability Statement on pages 7 and 8 which assesses the prospects of the Company over a period of five years, that the Company will continue in operational existence for a period of at least twelve months from the date of approval of these Financial Statements.

The Financial Statements have been prepared in accordance with the Companies Act 2006, applicable UK Accounting Standards, the Association of Investment Companies ('AIC') Statement of Recommended Practice 'Financial Statements of Investment Trust Companies and Venture Capital Trusts' issued in November 2014 and updated in July 2022 with consequential amendments. In order to reflect better the activities of the Company and in accordance with guidance issued by the AIC, supplementary information which analyses the profit and loss account between items of a revenue and capital nature has been presented in the Income Statement.

Although the Company invests in US dollar investments, the Directors consider the Company's functional currency to be sterling, as the Company's share capital is denominated in sterling, the entity is listed on a sterling stock exchange in the UK, the Company's shareholders are predominantly based in the UK and the Company and its Manager, who are subject to the UK's regulatory environment, are also UK based.

Financial assets and financial liabilities are recognised in the Company's Balance Sheet when it becomes a party to the contractual provisions of the instrument.

(b) Accounting Estimates, Assumptions and Judgements

The preparation of the Financial Statements requires the use of estimates, assumptions and judgements. These estimates, assumptions and judgements affect the reported amounts of assets and liabilities at the reporting date. While estimates are based on best judgement using information and financial data available, the actual outcome may differ from these estimates. The key sources of estimation and uncertainty relate to the fair valuation of the unlisted investments.

Judgements

The Directors consider that the preparation of the Financial Statements involves the following key judgements:

- (i) the determination of the functional currency of the Company as sterling (see rationale in 1(a) above); and
- (ii) the fair valuation of the unlisted investments.

The key judgements in the fair valuation process are:

- (i) the Managers' determination of the appropriate application of the International Private Equity and Venture Capital Valuation ('IPEV') Guidelines 2018 along with the Special Guidelines issued in March 2020 to each unlisted investment; and
- (ii) the Directors' consideration of whether each fair value is appropriate following detailed review and challenge. The judgement applied in the selection of the methodology used (see 1(c) below) for determining the fair value of each unlisted investment can have a significant impact upon the valuation.

Estimates

The key estimate in the Financial Statements is the determination of the fair value of the unlisted investments by the Managers for consideration by the Directors. This estimate is key as it significantly impacts the valuation of the unlisted investments at the Balance Sheet date. The fair valuation process involves estimation using subjective inputs that are unobservable (for which market data is unavailable). The main estimates involved in the selection of the valuation process inputs are:

- (i) the selection of appropriate comparable companies in order to derive revenue multiples and meaningful relationships between enterprise value, revenue and earnings growth. Comparable companies are chosen on the basis of their business characteristics and growth patterns;
- (ii) the selection of a revenue metric (either historical or forecast);
- (iii) the application of an appropriate discount factor to reflect the reduced liquidity of unlisted companies versus their listed peers;
- (iv) the estimation of the probability assigned to an exit being through an initial public offering ('IPO') or a company sale;
- (v) the selection of an appropriate industry benchmark index to assist with the valuation validation or the application of valuation adjustments, particularly in the absence of established earnings or closely comparable peers; and
- (vi) the calculation of valuation adjustments derived from milestone analysis (i.e. incorporating operational success against the plan/forecasts of the business into the valuation).

Fair value estimates are cross-checked to alternative estimation methods where possible to improve the robustness of the estimates. As the valuation outcomes may differ from the fair value estimates a price sensitivity analysis is provided in Other Price Risk Sensitivity in note 19 on pages 64 to 67 to illustrate the effect on the Financial Statements of an over or under estimation of fair values. The risk of an over or under estimation of fair values is greater when methodologies are applied using more subjective inputs.

Assumptions

The determination of fair value by the Managers involves key assumptions dependent upon the valuation technique used. As explained in 1(c) below, the primary technique applied under the IPEV Guidelines is the Multiples approach. Where the Multiples approach is used the valuation process recognises also, as stated in the IPEV Guidelines, that the price of a recent investment may be an appropriate starting point for estimating fair value. The Multiples approach involves subjective inputs and therefore presents a greater risk of over or under estimation and particularly in the absence of a recent transaction.

The key assumptions for the Multiples approach are that the selection of comparable companies provides a reasonable basis for identifying relationships between enterprise value, revenue and growth to apply in the determination of fair value. Other assumptions include:

- (i) the discount applied for reduced liquidity versus listed peers;
- (ii) the probabilities assigned to an exit being through either an IPO or a company sale; and
- (iii) that the application of milestone analysis and industry benchmark indices are a reasonable basis for applying appropriate adjustments to the valuations.

Valuations are cross-checked for reasonableness to alternative Multiples-based approaches or benchmark index movements as appropriate.

(c) Investments

The Company's investments are classified, recognised and measured at fair value through profit or loss in accordance with sections 11 and 12 of FRS 102. Changes in fair value of investments and gains and losses on disposal are recognised as capital items in the Income Statement.

Recognition and Initial Investment

Purchases and sales of investments are accounted for on a trade date basis. Expenses incidental to purchase and sale are written off to capital at the time of acquisition or disposal. All investments are designated as valued at fair value through profit or loss upon initial recognition and are measured at subsequent reporting dates at fair value.

Measurement and Valuation

Listed Investments

The fair value of listed security investments is the last traded price on recognised overseas exchanges.

Unlisted Investments

Unlisted investments are valued at fair value by the Directors following a detailed review and appropriate challenge of the valuations proposed by the Managers. The Managers' unlisted investment valuation policy applies techniques consistent with the IPEV Guidelines.

The techniques applied are predominantly market-based approaches. The market-based approaches available under IPEV are set out below and are followed by an explanation of how they are applied to the Company's unlisted portfolio:

- Multiples;
- Industry Valuation Benchmarks; and
- Available Market Prices.

The nature of the unlisted portfolio currently will influence the valuation technique applied. The valuation approach recognises that, as stated in the IPEV Guidelines, the price of a recent investment, if resulting from an orderly transaction, generally represents fair value as at the transaction date and may be an appropriate starting point for estimating fair value at subsequent measurement dates. However, consideration is given to the facts and circumstances as at the subsequent measurement date, including changes in the market or performance of the investee company. Milestone analysis is used

where appropriate to incorporate the operational progress of the investee company into the valuation. Additionally, the background to the transaction must be considered. As a result, various Multiples-based techniques are employed to assess the valuations particularly in those companies with established revenues. Discounted cashflows are used where appropriate. An absence of relevant industry peers may preclude the application of the Industry Valuation Benchmarks technique and an absence of observable prices may preclude the Available Market Prices approach. All valuations are cross-checked for reasonableness by employing relevant alternative techniques.

The unlisted investments are valued according to a three monthly cycle of measurement dates. The fair value of the unlisted investments will be reviewed before the next scheduled three monthly measurement date on the following occasions:

- at the year end and half year end of the Company; and
- where there is an indication of a change in fair value as defined in the IPEV Guidelines (commonly referred to as 'trigger' events).

Gains and Losses

Gains and losses on investments, including those arising from foreign currency exchange differences, are recognised in the Income Statement as capital items.

The Managers monitor the investment portfolio on a fair value basis and uses the fair value basis for investments in making investment decisions and monitoring financial performance.

(d) Cash and Cash Equivalents

Cash and cash equivalents include cash in hand and deposits repayable on demand. Deposits are repayable on demand if they can be withdrawn at any time without notice and without penalty or if they have a maturity or period of notice of not more than one working day.

(e) Financial Liabilities

Bank loans and overdrafts are classified as loans and are measured at amortised cost. They are initially recorded at the proceeds received net of direct costs.

(f) Income

- (i) Income from equity investments is brought into account on the date on which the investments are quoted ex-dividend or, where no ex-dividend date is quoted, when the Company's right to receive payment is established.
- (ii) If scrip dividends are taken in lieu of dividends in cash, the net amount of the cash dividend declared is credited to the revenue account. Any excess or shortfall in the value of the shares received over the amount of the cash dividend foregone is recognised as capital.
- (iii) Special dividends are treated as repayments of capital or income depending on the facts of each particular case.
- (iv) Overseas dividends include the taxes deducted at source.
- (v) Interest receivable on bank deposits and underwriting commission are recognised on an accruals basis.

(g) Expenses

All expenses are accounted for on an accruals basis. Expenses are charged through the revenue column of the Income Statement except where:

- (i) they relate directly to the acquisition or disposal of an investment (transaction costs), in which case they are recognised as capital within losses/gains on investments; and
- (ii) they relate directly to the buy-back/issuance of shares, in which case they are added to the buy-back cost or deducted from the share issuance proceeds.

(h) Finance Costs

Finance costs are accounted for on an accruals basis and on an effective interest rate basis and are charged through the revenue account.

(i) Taxation

Current tax assets and liabilities are measured at the amount expected to be recovered from or paid to taxation authorities. The tax rates and tax laws used to compute the amount are those enacted or substantively enacted at the reporting date.

Deferred taxation is provided on an undiscounted basis on all timing differences which have originated but not reversed by the Balance Sheet date, calculated at the tax rates expected to apply when the timing differences reverse, based on what has been enacted or substantively enacted, relevant to the benefit or liability. Deferred tax assets are recognised only to the extent that it is more likely than not that there will be taxable profits from which underlying timing differences can be deducted.

(j) Foreign Currencies

Transactions involving foreign currencies are converted at the rate ruling at the time of the transaction. Assets and liabilities in foreign currencies are translated at the closing rates of exchange at the Balance Sheet date. Any gain or loss arising from a change in exchange rate subsequent to the date of the transaction is included as an exchange gain or loss in the capital reserve or revenue reserve as appropriate. Foreign exchange movements on investments are included in the Income Statement within gains or losses on investments.

(k) Special Distributable Reserve

The special distributable reserve can be used for the repurchase of shares and may be distributed by way of dividend.

(l) Capital Reserve

Gains and losses on disposal of investments, changes in the fair value of investments held and realised and unrealised foreign exchange differences of a capital nature are dealt with in this reserve after being recognised in the Income Statement. Purchases of the Company's own shares may be funded from this reserve.

(m) Revenue Reserve

The revenue profit or loss for the year is taken to or from this reserve. The revenue reserve, when in surplus, may be distributed by way of a dividend.

(n) Single Segment Reporting

The Company is engaged in a single segment of business, being investment business, consequently no business segmental analysis is provided.

2 Income

	2023 £'000	2022 £'000
Income from investments		
Overseas dividends	472	448
Overseas interest	224	119
	696	567
Other income		
Deposit interest	154	1
Total income	850	568

3 Investment Management Fee

	2023 £'000	2022 £'000
Investment management fee	3,345	4,865

Details of the Investment Management Agreement are set out on page 31. With effect from 1 September 2021 the annual management fee is 0.70% on the first £100 million of net assets, 0.55% on the next £900 million of net assets and 0.50% on the remaining net assets. Prior to 1 September 2021 the fee was 0.70% on the first £100 million of net assets and 0.55% on the remaining net assets. Management fees are calculated and payable quarterly.

4 Other Administrative Expenses

	2023 £'000	2022 £'000
Director's fees (see Directors' Remuneration Report on page 41)	164	163
Auditor's remuneration for audit services	135	105
General administrative expenses	287	345
Marketing*	84	63
	670	676

There were no non-audit fees paid to KPMG LLP in the year to 31 May 2023 or 2022.

*The Company is part of a marketing programme which includes all the investment trusts managed by the Manager. The marketing strategy has an ongoing objective to stimulate demand for the Company's shares. The cost of this marketing strategy is borne in partnership by the Company and the Manager. The Manager matches the Company's marketing contribution and provides the resource to manage and run the programme.

5 Finance Costs of Borrowings

	2023 £'000	2022 £'000
Interest on bank loans (see notes 11 and 12)	1,482	741

Finance costs include the initial amortised arrangement fee and non-utilisation fees.

6 Tax

	2023 £'000	2022 £'000
Analysis of charge in the year		
Overseas withholding taxation	71	67
Factors affecting the tax charge for the year		
The tax charge for the year is higher (2022 – higher) than the UK corporation tax rate of 20% for the period (2022 – 19%). The differences are explained below:		
Net return before taxation	(15,516)	(322,843)
Net return before taxation multiplied by the UK corporation tax rate of 20% for the period (2022 – 19%)	(3,103)	(61,340)
Capital returns not taxable	2,174	60,255
Overseas dividends not taxable	(95)	(86)
Current year management expenses and non-trade loan relationship deficit not utilised	1,024	1,171
Overseas withholding tax incurred	71	67
Tax charge for the year	71	67

As an investment trust, the Company's capital gains are not taxable.

Factors that may affect future tax charges

At 31 May 2023, the Company had a potential deferred tax asset of £5,599,000 (2022 – £4,319,000) in respect of tax losses which are available to be carried forward and offset against future taxable profits. A deferred tax asset has not been recognised on these losses as it is considered unlikely that the Company will generate sufficient taxable profits that the losses can be utilised against in future periods. The potential deferred tax asset has been calculated using a corporation tax rate of 25% (2022 – 25%).

7 Net Return per Ordinary Share

	2023 Revenue	2023 Capital	2023 Total	2022 Revenue	2022 Capital	2022 Total
Net return after taxation	(1.55p)	(3.56p)	(5.11p)	(1.88p)	(103.24p)	(105.12p)

Revenue return per ordinary share is based on the net revenue loss after taxation of £4,718,000 (2022 – net revenue loss after taxation of £5,781,000) and on 305,153,700 (2022 – 307,185,443) ordinary shares, being the weighted average number of ordinary shares in issue (excluding treasury shares) during each period.

Capital return per ordinary share is based on the net capital loss for the financial period of £10,869,000 (2022 – net capital loss of £317,129,000) and on 305,153,700 (2022 – 307,185,443) ordinary shares, being the weighted average number of ordinary shares in issue (excluding treasury shares) during each period.

Total return per ordinary share is based on the total loss for the financial period of £15,587,000 (2022 – total loss of £322,910,000) and on 305,153,700 (2022 – 307,185,443) ordinary shares, being the weighted average number of ordinary shares in issue (excluding treasury shares) during each period.

There are no dilutive or potentially dilutive shares in issue.

8 Ordinary Dividends

There are no dividends paid or proposed in respect of the financial year. There is no investment income available for distribution by way of dividend for the year to 31 May 2023 due to the revenue loss of £4,718,000 in the year (2022 – revenue loss of £5,781,000).

9 Fixed Assets – Investments

As at 31 May 2023	Level 1 £'000	Level 2 £'000	Level 3 £'000	Total £'000
Listed securities	396,272	–	–	396,272
Unlisted ordinary shares	–	–	37,307	37,307
Unlisted preference shares*	–	–	168,162	168,162
Unlisted convertible promissory notes	–	–	4,167	4,167
Total financial asset investments	396,272	–	209,636	605,908

As at 31 May 2022	Level 1 £'000	Level 2 £'000	Level 3 £'000	Total £'000
Listed securities	394,228	–	–	394,228
Unlisted ordinary shares	–	–	45,842	45,842
Unlisted preference shares*	–	–	179,347	179,347
Unlisted convertible promissory notes	–	–	2,170	2,170
Total financial asset investments	394,228	–	227,359	621,587

* The investments in preference shares are not classified as equity holdings as they include liquidation preference rights that determine the repayment (or multiple thereof) of the original investment in the event of a liquidation event such as a take-over.

During the year to 31 May 2023 no investments (31 May 2022 – investments with a book cost of £10,542,000) were transferred from Level 3 to Level 1 on becoming listed.

Investments in securities are financial assets held at fair value through profit or loss. In accordance with Financial Reporting Standard 102, the tables above provide an analysis of these investments based on the fair value hierarchy described below, which reflects the reliability and significance of the information used to measure their fair value.

Fair Value Hierarchy

The fair value hierarchy used to analyse the fair values of financial assets is described below. The levels are determined by the lowest (that is the least reliable or least independently observable) level of input that is significant to the fair value measurement for the individual investment in its entirety as follows:

Level 1 – using unadjusted quoted prices for identical instruments in an active market;

Level 2 – using inputs, other than quoted prices included within Level 1, that are directly or indirectly observable (based on market data); and

Level 3 – using inputs that are unobservable (for which market data is unavailable).

The valuation techniques used by the Company are explained in the accounting policies on pages 54 and 55. A sensitivity analysis by valuation technique of the unlisted securities is on pages 64 to 67.

	Listed securities £'000	Unlisted securities* £'000	Total £'000
Cost of investments at 31 May 2022	430,175	178,247	608,422
Investment holding gains and losses at 31 May 2022	(35,947)	49,112	13,165
Value of investments at 31 May 2022	394,228	227,359	621,587
Analysis of transactions in the year:			
Purchases at cost	39,140	24,754	63,894
Sales proceeds received	(69,383)	–	(69,383)
Gains and losses on investments	32,287	(42,477)	(10,190)
Value of investments at 31 May 2023	396,272	209,636	605,908
Cost of investments at 31 May 2023	376,349	203,001	579,350
Investment holding gains and losses at 31 May 2023	19,923	6,635	26,558
Value of investments at 31 May 2023	396,272	209,636	605,908

* Includes holdings in ordinary shares, preference shares and convertible promissory notes.

9 Fixed Assets – Investments (continued)

The Company received £69,383,000 from investments sold in the year (31 May 2022 – £126,118,000). The book cost of these investments when they were purchased was £92,966,000 (2022 – £76,648,000). These investments have been revalued over time and until they were sold any unrealised gains/losses were included in the fair value of the investments.

Transaction costs of £12,000 (2022 – £29,000) and £14,000 (2022 – £25,000) were suffered on purchases and sales respectively.

	2023 £'000	2022 £'000
Net losses on investments		
(Losses)/gains on sales	(23,583)	49,470
Changes in investment holding gains and losses	13,393	(363,602)
Provision for Stripe put right	21	(21)
	(10,169)	(314,153)

Significant Holdings

Details of significant holdings are noted below in accordance with the disclosure requirements paragraph 82 of the AIC Statement of Recommended Practice 'Financial Statements of Investment Trust Companies and Venture Capital Trusts' (updated in July 2022), in relation to unlisted investments included in the twenty largest holdings within the List of Investments disclosed on pages 21 to 23. As required, this disclosure includes turnover, pre-tax profits and net assets attributable to investors as reported within the most recently audited financial statements of the investee companies, where possible.

As at 31 May 2023									
Name	Business	Latest Financial Statements	Proportion of capital owned %	Book cost £'000	Market value £'000	Income recognised from holding in the period £'000	Turnover (US\$'000)	Pre-tax profit/(loss) (US\$'000)	Net assets attributable to shareholders (US\$'000)
Space Exploration Technologies	Rocket and spacecraft company	n/a	0.02	11,225	39,220	Nil	Information not publicly available		
Stripe	Online payment platform	n/a	0.05	25,463	25,681	Nil	Information not publicly available		
Brex	Corporate credit cards for start-ups	n/a	0.23	14,536	15,624	Nil	Information not publicly available		
Zipline	Drone-based medical delivery	n/a	0.45	6,131	14,548	Nil	Information not publicly available		
Faire Wholesale	Online wholesale marketplace	n/a	0.23	17,699	13,449	Nil	Information not publicly available		
Discord	Communication software	n/a	0.10	11,551	11,006	Nil	Information not publicly available		

As at 31 May 2022									
Name	Business	Latest Financial Statements	Proportion of capital owned %	Book cost £'000	Market value £'000	Income recognised from holding in the period £'000	Turnover (US\$'000)	Pre-tax profit/(loss) (US\$'000)	Net assets attributable to shareholders (US\$'000)
Space Exploration Technologies	Rocket and spacecraft company	n/a	0.02	11,225	35,062	Nil	Information not publicly available		
Stripe	Online payment platform	n/a	0.04	14,375	27,995	Nil	Information not publicly available		
Brex	Corporate credit cards for start-ups	n/a	0.24	14,536	21,198	Nil	Information not publicly available		
Faire Wholesale	Online wholesale marketplace	n/a	0.23	17,699	20,045	Nil	Information not publicly available		
Discord	Communication software	n/a	0.11	11,551	11,740	Nil	Information not publicly available		
Epic Games	Video game platform and software developer	n/a	0.04	7,315	10,555	Nil	Information not publicly available		
Zipline	Drone-based medical delivery	n/a	0.50	5,322	9,690	Nil	Information not publicly available		

10 Debtors

	2023 £'000	2022 £'000
Amounts falling due within one year:		
Income accrued (net of withholding taxes)	472	171
Other debtors and prepayments	185	188
	657	359

None of the above debtors are financial assets designated at fair value through profit or loss. The carrying amount of debtors is a reasonable approximation of fair value. There were no debtors that were past due or impaired at 31 May 2023 or 31 May 2022.

11 Creditors – Amounts falling due within one year

	2023 £'000	2022 £'000
ING Bank N.V. floating and fixed rate loans	40,342	19,837
Investment management fee	819	841
Other creditors and accruals	245	231
Provision for Stripe put right	–	21
	41,406	20,930

None of the above creditors at 31 May 2022 are financial liabilities designated at fair value through profit or loss.

Borrowing facilities

The Company entered into a US\$25 million five-year revolving credit facility with ING Bank N.V., London Branch on 1 August 2018. Subsequent to the year end on 26 July 2023, this loan was refinanced with a new unsecured US\$25 million three-year revolving credit facility from ING Bank N.V., London Branch.

At 31 May 2023 there were drawings of US\$25 million at an interest rate of 6.87017% (2022 – US\$25 million at an interest rate of 3.09786%).

The fixed rate borrowing facility is noted below.

The main covenants relating to the loan are that borrowings should not exceed 30% of the Company's adjusted net asset value and the Company's minimum adjusted net asset value shall be £140 million. The adjusted net asset value calculation includes the deduction of 100% of any unlisted securities. There were no breaches in the loan covenants during the year to 31 May 2023 (31 May 2022 – none).

12 Creditors – Amounts falling due in more than one year

	2023 £'000	2022 £'000
ING Bank N.V. fixed rate loan	–	19,837

Borrowing facilities

The Company entered into a US\$25 million three-year fixed rate facility with ING Bank N.V., London Branch on 23 October 2020.

At 31 May 2023 and 31 May 2022 there were drawings of US\$25 million at an interest rate of 1.902%.

The main covenants relating to the loan are that borrowings should not exceed 30% of the Company's adjusted net asset value and the Company's minimum adjusted net asset value shall be £140 million. The adjusted net asset value calculation includes the deduction of 100% of any unlisted securities. There were no breaches in the loan covenants during the year to 31 May 2023 (31 May 2022 – none).

13 Share Capital

	2023 Number	2023 £'000	2022 Number	2022 £'000
Allotted, called up and fully paid ordinary shares of 1p each	305,153,700	3,051	305,153,700	3,051
Treasury shares of 1p each	2,206,300	22	2,206,300	22
	307,360,000	3,073	307,360,000	3,073

In the year to 31 May 2023, the Company issued no shares (in the year to 31 May 2022, the Company issued a total of 525,000 shares with nominal value £5,250 representing 0.2% of the issued share capital at 31 May 2021, raising net proceeds of £1,812,000, which was invested in accordance with the Company's investment policy).

Over the period from 31 May 2023 to 4 August 2023 the Company has issued no shares.

The Company's authority to buy back shares up to a maximum of 14.99% of the Company's issued share capital was renewed at the Annual General Meeting held on 16 September 2022. In the year to 31 May 2023 no shares were bought back (2022 – 2,206,300 shares with a nominal value of £22,063 were bought back at a total cost of £3,599,000 and held in treasury). At 31 May 2023 the Company had authority to buy back 45,742,539 ordinary shares.

Over the period from 31 May 2023 to 4 August 2023 the Company bought back no shares.

14 Capital and Reserves

	Share capital £'000	Share premium account £'000	Special distributable reserve £'000	Capital reserve £'000	Revenue reserve £'000	Shareholders' funds £'000
At 31 May 2022	3,073	250,827	168,942	176,800	(15,456)	584,186
Net losses on sales of investments	–	–	–	(23,583)	–	(23,583)
Changes in investment holding gains and losses	–	–	–	13,393	–	13,393
Provision for Stripe put right released	–	–	–	21	–	21
Exchange differences on loan	–	–	–	(669)	–	(669)
Exchange differences	–	–	–	(31)	–	(31)
Revenue return after taxation	–	–	–	–	(4,718)	(4,718)
At 31 May 2023	3,073	250,827	168,942	165,931	(20,174)	568,599

The capital reserve includes investments holding gains of £26,558,000 (2022 – £13,165,000) as disclosed in note 9.

The revenue reserve, the capital reserve (to the extent it constitutes realised profits) and the special distributable reserve may be distributed by way of dividend.

The special distributable reserve and the capital reserve can be used for the repurchase of shares.

15 Net Asset Value per Ordinary Share

The net asset value per ordinary share and the net asset value attributable to the ordinary shareholders at the year end calculated in accordance with the Articles of Association were as follows:

	2023 Net asset value per share	2023 Net assets attributable £'000	2022 Net asset value per share	2022 Net assets attributable £'000
Ordinary shares	186.33p	568,599	191.44p	584,186

The movements during the period of the assets attributable to the ordinary shares are shown in note 14.

Net asset value per ordinary share is based on the net assets as shown above and on 305,153,700 (2022 – 305,153,700) ordinary shares, being the number of ordinary shares in issue (excluding treasury shares) at 31 May 2023 and 31 May 2022.

16 Analysis of Change in Net Debt

	At 31 May 2022 £'000	Cash flows £'000	Exchange movement £'000	Other non-cash changes	At 31 May 2023 £'000
Cash and cash equivalents	3,007	464	(31)	–	3,440
Loans due within one year	(19,837)	–	(669)	(19,836)	(40,342)
Loans due within two to three years	(19,837)	–	–	19,837	–
	(36,667)	464	(700)	1	(36,902)

17 Transactions with Related Parties and the Managers and Secretaries

The Directors' fees and shareholdings are detailed in the Directors' Remuneration Report on pages 41 and 42. No Director has a contract of service with the Company. During the period no Director was interested in any contract or other matter requiring disclosure under section 412 of the Companies Act 2006.

Baillie Gifford & Co Limited has been appointed as the Company's Alternative Investment Fund Manager and Company Secretaries. Details of the terms of the Investment Management Agreement are set out on page 31 and details of the fees during the period and the balance outstanding at the period end are shown in notes 3 and 11 respectively.

18 Contingencies, Guarantees and Financial Commitments

The Company has an investment in Stripe, which had a right, but not an obligation, to sell to the Company, on or prior to 30 September 2022, Series H Preferred shares up to a maximum cost of US\$6.73 million. A provision of £21,000 was recognised as at 31 May 2022 in relation to this put right. During the year to 31 May 2023 Stripe chose to call the put option but agreed to write off US\$1 of the option for every US\$2 invested in the new funding round. The Company invested a sufficient amount of capital in the recent funding round, extinguishing the put option. The provision of £21,000 has consequently been removed.

19 Financial Instruments

As an investment trust, the Company invests in listed and unlisted securities and makes other investments so as to achieve its investment objective of maximising capital appreciation from a focussed and actively managed portfolio of investments predominantly in listed and unlisted US companies. The Company may borrow money when the Board and Managers have sufficient conviction that the assets funded by borrowed monies will generate a return in excess of the cost of borrowing. In pursuing its investment objective, the Company is exposed to various types of risk that are associated with the financial instruments and markets in which it invests.

These risks are categorised as market risk (comprising currency risk, interest rate risk and other price risk), liquidity risk and credit risk. The Board monitors closely the Company's exposures to these risks but does so in order to reduce the likelihood of a permanent loss of capital rather than to minimise short-term volatility. Risk provides the potential for both losses and gains. In assessing risk, the Board encourages the Managers to exploit the opportunities that risk affords.

The risk management policies and procedures outlined in this note have not changed significantly from the previous accounting period.

Market Risk

The fair value or future cash flows of a financial instrument or other investment held by the Company may fluctuate because of changes in market prices. This market risk comprises three elements – currency risk, interest rate risk and other price risk. The Board of Directors reviews and agrees policies for managing these risks and the Company's Managers both assess the exposure to market risk when making individual investment decisions and monitor the overall level of market risk across the investment portfolio on an ongoing basis.

Details of the Company's investment portfolio are shown in note 9. The Company may, from time to time, enter into derivative transactions to hedge specific market, currency or interest rate risk. In the year to 31 May 2023 and the year to 31 May 2022 no such transactions were entered into. The Company's Managers may not enter into derivative transactions without the prior approval of the Board.

(i) Currency Risk

The Company's assets, liabilities and income are principally denominated in US dollars. The Company's functional currency and that in which it reports its results is sterling. Consequently, movements in the US dollar/sterling exchange rate will affect the sterling value of those items.

The Manager monitors the Company's US dollar exposure (and any other overseas currency exposure) and reports to the Board on a regular basis. The Manager assesses the risk to the Company of the foreign currency exposure by considering the effect on the Company's net asset value and income of a movement in the rates of exchange to which the Company's assets, liabilities, income and expenses are exposed. However, the country in which a company is listed is not necessarily where it earns its profits. The movement in exchange rates on overseas earnings may have a more significant impact upon a company's valuation than a simple translation of the currency in which the company is quoted.

US dollar borrowings can limit the Company's exposure to anticipated future changes in exchange rates which might otherwise adversely affect the value of the portfolio of investments.

19 Financial Instruments (continued)

(i) Currency Risk (continued)

Exposure to currency risk through asset allocation, which is calculated by reference to the currency in which the asset or liability is quoted, is shown below.

At 31 May 2023	Investments £'000	Cash and deposits £'000	Loans £'000	Other debtors and creditors* £'000	Net exposure £'000
US dollar	605,908	3,074	(40,342)	(556)	568,084
Total exposure to currency risk	605,908	3,074	(40,342)	(556)	568,084
Sterling	–	366	–	149	515
	605,908	3,440	(40,342)	(407)	568,599

* Includes non-monetary assets of £172,000.

At 31 May 2022	Investments £'000	Cash and deposits £'000	Loans £'000	Other debtors and creditors* £'000	Net exposure £'000
US dollar	621,587	2,633	(39,674)	(866)	583,680
Total exposure to currency risk	621,587	2,633	(39,674)	(866)	583,680
Sterling	–	374	–	132	506
	621,587	3,007	(39,674)	(734)	584,186

* Includes non-monetary assets of £176,000.

Currency Risk Sensitivity

At 31 May 2023, if sterling had strengthened by 5% against the US dollar, with all other variables held constant, total net assets and total return would have decreased by £28,404,000 (2022 – £29,184,000). A 5% weakening of sterling against the US dollar, with all other variables held constant, would have had an equal but opposite effect on the Financial Statement amounts. The analysis is performed on the same basis as it was for 2022.

A change of 5% in foreign currency rates has been considered to be a reasonably plausible change.

(ii) Interest Rate Risk

Interest rate movements may affect directly the level of income receivable on cash deposits and the interest payable on any variable rate borrowings.

They may also impact upon the market value of investments as the effect of interest rate movements upon the earnings of a company may have a significant impact upon the valuation of that company's equity.

The possible effects on fair value and cash flows that could arise as a result of changes in interest rates are taken into account when making investment decisions and when entering into borrowing agreements.

The Board reviews on a regular basis the amount of investments in cash and the income receivable on cash deposits.

The Company finances part of its activities through borrowings within approved levels. The amount of any such borrowings and the approved levels are monitored and reviewed regularly by the Board.

The interest rate risk profile of the Company's financial assets and liabilities at 31 May 2023 and 31 May 2022 are shown below.

Financial Assets

	2023 Fair value £'000	2023 Weighted average interest rate	2023 Weighted average period until maturity*	2022 Fair value £'000	2022 Weighted average interest rate	2022 Weighted average period until maturity*
Cash:						
US dollar	3,074	2.3%	n/a	2,633	0.2%	n/a
Sterling	366	1.1%	n/a	374	<0.1%	n/a
	3,440			3,007		

* Based on expected maturity date.

The cash deposits generally comprise overnight call or short-term money market deposits and earn interest at floating rates based on prevailing bank base rates.

19 Financial Instruments (continued)

(ii) Interest Rate Risk (continued)

Financial Liabilities

	2023 Book value £'000	2023 Weighted average interest rate	2023 Weighted average period until maturity	2022 Book value £'000	2022 Weighted average interest rate	2022 Weighted average period until maturity
Bank loans:						
Floating rate – US\$ denominated	20,171	5.2%	61 days	19,837	3.1%	92 days
Fixed rate – US\$ denominated	20,171	1.9%	145 days	19,837	1.9%	510 days
	40,342			39,674		

Financial Assets

Fixed asset investments are valued at bid prices which equate to their fair value. A full list of the Company's investments is given on pages 21 to 23. In addition, an analysis of the investment portfolio by broad industrial or commercial sector is shown on page 24.

Interest Rate Risk Sensitivity

An increase of 100 basis points in interest rates, with all other variables being held constant, would have decreased the Company's total net assets and total return for the year to 31 May 2023 by £146,000 (31 May 2022 decreased by £119,000). This is mainly due to the Company's exposure to interest rates on its floating rate bank loan and cash balances. A decrease of 100 basis points would have had an equal but opposite effect.

(iii) Other Price Risk

Changes in market prices other than those arising from interest rate risk or currency risk may also affect the value of the Company's net assets. The Board manages the market price risks inherent in the investment portfolio by ensuring full and timely access to relevant information from the Manager. The Company's portfolio of unlisted Level 3 investments is not necessarily affected by market performance, however the valuations are affected by the performance of the underlying securities in line with the valuation criteria in note 1(c). The Board meets regularly and at each meeting reviews investment performance, the investment portfolio and the rationale for the current investment portfolio positioning to ensure consistency with the Company's objectives and investment policies. The portfolio does not seek to reproduce the comparative index. Investments are selected based upon the merit of individual companies and therefore performance may well diverge from the comparative index.

Other Price Risk Sensitivity

A full list of the Company's investments is given on pages 21 to 23. In addition, an analysis of the investment portfolio by broad industrial or commercial sector is shown on page 24.

69.7% (2022 – 67.5%) of the Company's net assets are invested in quoted equities. A 5% increase in quoted equity valuations at 31 May 2023 would have increased total assets and total return by £19,814,000 (2022 – £19,711,000). A decrease of 5% would have had an equal but opposite effect.

36.7% (2022 – 38.9%) of the Company's net assets are invested in private company investments. The fair valuation of the private company investments is influenced by the estimates, assumptions and judgements made in the fair valuation process (see 1(b) on pages 54 and 55).

19 Financial Instruments (continued)

(iii) Other Price Risk (continued)

Other Price Risk Sensitivity (continued)

A sensitivity analysis is provided below which recognises that the valuation methodologies employed involve subjectivity in their significant unobservable inputs and illustrates the sensitivity of the valuations to these inputs. The inputs have been flexed by +/-10% with the exception of the Recent Transaction Price valuation approach as it does not involve significant subjectivity. The table also provides the range of values for the key unobservable inputs.

As at 31 May 2023							
Valuation Approach	Significant unobservable inputs*						
	Fair value of investments £'000	Key unobservable inputs	Other unobservable inputs†	Range	Weighted average range**	Sensitivity % †	Sensitivity to changes in significant unobservable inputs
Market approach using comparable traded multiples	30,526	EV/LTM revenue multiple#	a,b,c,d	1.9x–6.9x	4.8x	10.0%	If EV/LTM multiples changed by +/-10%, the fair value would change by £1,418,080 and -£1,390,974.
		EV/NTM revenue multiple‡	a,b,c,d	4.4x–4.9x	4.6x	10.0%	If EV/NTM multiples changed by +/-10%, the fair value would change by £715,920 and -£715,110.
	Illiquidity discounts	e	(10.0%)	(10.0%)	10.0%	If the transaction implied premium/discount is changed by +/-10%, the fair value would change by £241,009 and -£237,884.	
	Transaction implied premiums and discounts^^	g	n/a	n/a	n/a	n/a	
Benchmark performance	83,399	Selection of comparable companies and relevant indices¶	a,b,c,f	(36.3%)–21.2%	(9.8%)	10.0%	If input comparable company performance changed by +/-10%, the fair value would change by £5,463,779 and -£5,331,196.
Recent transaction price	95,711	n/a^	a,b	n/a	n/a	n/a	n/a
Total	209,636						

† See explanation for other unobservable inputs on pages 66 and 67 (sections 'a' to 'g' as relevant).

**Weighted average is calculated by reference to the fair value of holdings as at the respective year-end. This therefore gives a clearer indication of the typical multiple or adjustment being applied across the portfolio.

Enterprise value (EV) divided by the last twelve months (LTM) revenue.

‡ Enterprise value (EV) divided by the next twelve months (NTM) forecast revenue.

^^Due to fewer transactions in the last 12 months and to avoid stale valuations, there were no transaction implied premiums or discounts directly impacting the valuations.

¶ See explanation for the selection of comparable companies on page 67 section 'c'. The percentage movements reflect the movement in overall company value for the basket of comparable companies relevant to each holding since the most recent transaction or since the last assessed.

^ Whilst a recent transaction price may be the most appropriate basis for a valuation, it will be corroborated by other techniques which factor in the unobservable inputs noted in the above table. However, the transaction price itself is observable.

* Significant Unobservable Inputs

The unobservable inputs applicable to each broad category of valuation basis will vary dependent on the particular circumstances of each unlisted company valuation. An explanation of each of the key unobservable inputs is provided below and includes an indication of the range in value for each input, where relevant. The assumptions made in the production of the inputs are described in note 1(b) on pages 54 and 55.

19 Financial Instruments (continued)

(iii) Other Price Risk (continued)

Other Price Risk Sensitivity (continued)

As at 31 May 2022		Significant unobservable inputs*					
Valuation Approach	Fair value of investments £'000	Key unobservable inputs	Other unobservable inputs†	Range	Weighted average range**	Sensitivity % †	Sensitivity to changes in significant unobservable inputs
Market approach using comparable traded multiples	59,307	EV/LTM revenue multiple#	a,b,c,d	2.9x–8.8x	7.7x	10.0%	If EV/LTM multiples changed by +/-10%, the fair value would change by £4,863,047 and -£4,609,401.
		EV/NTM revenue multiple‡	a,b,c,d	2.3x–4.7x	3.1x	10.0%	If EV/NTM multiples changed by +/-10%, the fair value would change by £151,582 and -£151,583.
		Illiquidity discounts	e	(10.0%)	(10.0%)	10.0%	If the illiquidity discount is changed by +/-10%, the fair value would change by -£333,236 and £338,440.
		Transaction implied premiums and discounts	g	(16.5%)–51.8%	(0.7%)	10.0%	If the transaction implied premium/discount is changed by +/-10%, the fair value would change by -£202,281 and £194,422.
Benchmark performance	109,971	Selection of comparable companies and relevant indices¶	a,b,c,f	(58.2%)–(8.8%)	(25.3%)	10.0%	If input comparable company performance changed by +/-10%, the fair value would change by £4,986,147 and -£4,812,024.
Recent transaction price	58,081	n/a^	a,b	n/a	n/a	n/a	
Total	227,359						

† See explanation for other unobservable inputs on pages 66 and 67 (sections 'a' to 'g' as relevant).

**Weighted average is calculated by reference to the fair value of holdings as at the respective year-end. This therefore gives a clearer indication of the typical multiple or adjustment being applied across the portfolio.

Enterprise value (EV) divided by the last twelve months (LTM) revenue.

‡ Enterprise value (EV) divided by the next twelve months (NTM) forecast revenue.

¶ See explanation for the selection of comparable companies on page 67 section 'c'. The percentage movements reflect the movement in overall company value for the basket of comparable companies relevant to each holding since the most recent transaction or since the last assessed.

^ Whilst a recent transaction price may be the most appropriate basis for a valuation, it will be corroborated by other techniques which factor in the unobservable inputs noted in the above table. However, the transaction price itself is observable.

* Significant Unobservable Inputs

The unobservable inputs applicable to each broad category of valuation basis will vary dependent on the particular circumstances of each unlisted company valuation. An explanation of each of the key unobservable inputs is provided below and includes an indication of the range in value for each input, where relevant. The assumptions made in the production of the inputs are described in note 1(b) on pages 54 and 55.

(a) Application of Valuation Basis

Each investment is assessed independently, and the valuation basis applied will vary depending on the circumstances of each investment. When an investment is pre-revenue, the focus of the valuation will be on assessing the recent transaction and the achievement of key milestones since investment. Adjustments may also be made depending on the performance of comparable benchmarks and companies. For those investments where a trading multiples approach can be taken, the methodology will factor in revenue, earnings or net assets as appropriate for the investment, and where a suitable correlation can be identified with the comparable companies then a regression analysis will be performed. Discounted cash flows will also be considered where appropriate forecasts are available.

19 Financial Instruments (continued)

(iii) Other Price Risk (continued)

Other Price Risk Sensitivity (continued)

(b) Probability Estimation of Liquidation Event

The probability of a liquidation event such as a company sale, or alternatively an initial public offering ('IPO'), is a key variable input in the Transaction-based and Multiples-based valuation techniques. The probability of an IPO versus a company sale is typically estimated from the outset to be 50:50 if there has been no indication by the company of pursuing either of these routes. If the company has indicated an intention to IPO, the probability is increased accordingly to 75% and if an IPO has become a certainty the probability is increased to 100%. Likewise, in a scenario where a company is pursuing a trade sale the weightings will be adjusted accordingly in favour of a sale scenario, or in a situation where a company is underperforming expectations significantly and therefore deemed very unlikely to pursue an IPO. The Company typically invests in higher ranking preference shares which carry more protection, and this can therefore influence the end valuation.

(c) Selection of Comparable Companies

The selection of comparable companies is assessed individually for each investment at the point of investment, and the relevance of the comparable companies is continually evaluated at each valuation. The key criteria used in selecting appropriate comparable companies are the industry sector in which they operate, the geography of the company's operations, the respective revenue and earnings growth rates and the operating margins. Typically, between 4 and 10 comparable companies will be selected for each investment, depending on how many relevant comparable companies are identified. The resultant revenue or earnings multiples or share price movements derived will vary depending on the companies selected and the industries they operate in.

(d) Estimated Sustainable Earnings

The selection of sustainable revenue or earnings will depend on whether the company is sustainably profitable or not, and where it is not then revenues will be used in the valuation. The valuation approach will typically assess companies based on the last twelve months of revenue or earnings, as they are the most recent available and therefore viewed as the most reliable. Where a company has reliably forecasted earnings previously or there is a change in circumstance at the business which will impact earnings going forward, then forward estimated revenue or earnings may be used instead.

(e) Application of Illiquidity Discount

The application of an illiquidity discount will be applied either through the calibration of a valuation against the most recent transaction, or by application of a specific discount. The discount applied where a calibration (see 'g' below) is not appropriate is typically 10%, reflecting that the majority of the investments held are substantial companies with some secondary market activity.

(f) Selection of Appropriate Benchmarks

The selection of appropriate benchmarks is assessed individually for each investment. The industry and geography of each company are key inputs to the benchmark selection, with either one or two key indices or benchmarks being used for comparison.

(g) Transaction Implied Premium and Discount

Where there is an implied company valuation available as a result of an external arm's length transaction, the ongoing valuation will be calibrated to this by deriving a company valuation with reference to the average multiple from a set of comparable companies and comparing this to a transaction implied valuation, and could result in an implied premium or discount compared to comparable companies at the point of transaction. This discount or premium will be considered in future valuations, and may be reduced due to factors such as period of time since the transaction and company performance. Where a calibrated approach is not appropriate, a discount for illiquidity will be applied as noted in (e) above.

Liquidity Risk

This is the risk that the Company will encounter difficulty in meeting obligations associated with financial liabilities. Liquidity risk is not significant as the majority of the Company's assets are investments in quoted securities (65.0% of total assets as at 31 May 2023) that are readily realisable. The Board provides guidance to the Managers as to the maximum exposure to any one holding and to the maximum aggregate exposure to substantial holdings.

The Company has the power to take out borrowings, which give it access to additional funding when required. The Company's current borrowing facilities are detailed in notes 11 and 12. Under the terms of the borrowing facility, borrowings are repayable on demand at their current carrying value.

Credit Risk

This is the risk that a failure of a counterparty to a transaction to discharge its obligations under that transaction could result in the Company suffering a loss. This risk is managed as follows:

- where the Managers make an investment in a bond or other security with credit risk, that credit risk is assessed and then compared to the prospective investment return of the security in question;
- the Depositary is liable for the loss of financial instruments held in custody. The Depositary will ensure that any delegate segregates the assets of the Company. The Depositary has delegated the custody function to The Bank of New York Mellon (International) Limited. Bankruptcy or insolvency of the custodian may cause the Company's rights with respect to securities held by the custodian to be delayed. The Managers monitor the Company's risk by reviewing the Custodian's internal control reports and reporting its findings to the Board;
- investment transactions are carried out with a large number of brokers whose creditworthiness is reviewed by the Managers. Transactions are ordinarily undertaken on a delivery versus payment basis whereby the Company's custodian bank ensures that the counterparty to any transaction entered into by the Company has delivered on its obligations before any transfer of cash or securities away from the Company is completed;

19 Financial Instruments (continued)

(iii) Other Price Risk (continued)

Credit Risk (continued)

- the creditworthiness of the counterparty to transactions involving derivatives, structured notes and other arrangements, wherein the creditworthiness of the entity acting as broker or counterparty to the transaction is likely to be of sustained interest, are subject to rigorous assessment by the Managers; and
- cash is only held at banks that are regularly reviewed by the Managers. At 31 May 2023 and 31 May 2022 all cash deposits were held with the custodian bank.

The Company owns a number of unquoted preference share securities. Some of these may have been classified as debt by the issuer. There are no material amounts past due in relation to these securities. As these instruments (alongside the ordinary share securities) have been recognised at fair value through profit and loss, the fair value takes into account credit, market and other price risk.

Credit Risk Exposure

The exposure to credit risk at 31 May was:

	2023 £'000	2022 £'000
Fixed interest investments	4,167	2,170
Cash and short-term deposits	3,440	3,007
Debtors and prepayments	657	359
	8,264	5,536

The maximum exposure in cash during the year to 31 May 2023 was £23,049,000 (31 May 2022 – £28,330,000) and the minimum was £1,213,000 (31 May 2022 – £3,007,000). None of the Company's financial assets are past due or impaired.

Fair Value of Financial Assets and Financial Liabilities

The Directors are of the opinion that the financial assets and liabilities of the Company are stated at fair value in the Balance Sheet with the exception of long-term borrowings. The fair values of the Company's borrowings are shown below.

	2023		2022	
	Book Value £'000	Fair Value £'000	Book Value £'000	Fair Value £'000
Floating rate multi-currency loan*	20,171	20,171	19,837	19,837
Fixed rate multi-currency loan	20,171	19,733	19,837	19,244
	40,342	39,904	39,674	39,081

* All short-term floating rate borrowings are stated at book cost which is considered to be equal to their fair value given the facilities are revolving credit facilities.

Capital Management

The capital of the Company is its share capital and reserves as set out in notes 13 and 14 together with its borrowings (see notes 11 and 12). The objective of the Company is to invest predominantly in listed and unlisted US companies in order to achieve capital growth. The Company's investment policy is set out on page 4. In pursuit of the Company's objective, the Board has a responsibility for ensuring the Company's ability to continue as a going concern and details of the related risks and how they are managed are set out on pages 6 and 7. The Company has the authority to issue and buy back its shares and changes to the share capital during the period are set out in notes 13 and 14. The Company does not have any externally imposed capital requirements other than the covenants on its loans which are detailed in notes 11 and 12.

20 Subsequent Events

Share Price and Net Asset Value Movements

Subsequent to the year end investment valuations have continued to increase through underlying investment performance since the year end valuation which has resulted in an increase in investment valuation of 3.6% and a related movement in net asset value of 4.3% to 194.45p as at 4 August 2023.

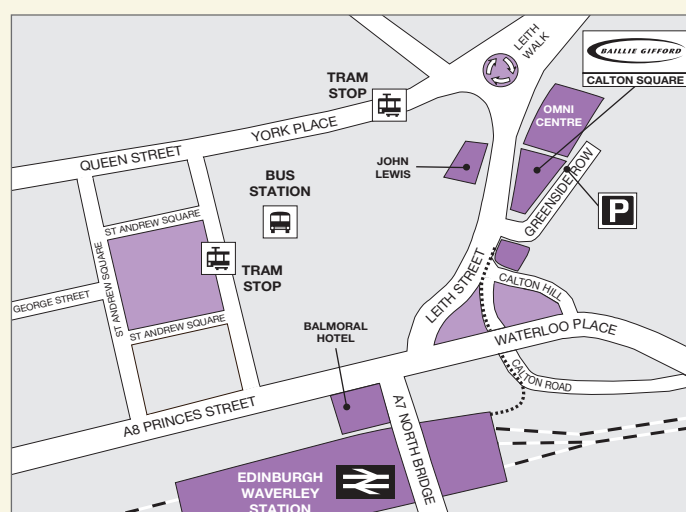
As at 4 August 2022 the share price was 160.80p, 11.0% higher than as at 31 May 2023. As all movements relate to post year end activity these will be reported within the Annual Report for the year ended 31 May 2024.

Private Company Investments




Since 31 May 2023 up to 4 August 2023 there have been no further investments in private companies.

On 19 July 2023, Oddity Tech Ltd went public on the Nasdaq stock exchange. Oddity Tech Ltd priced its initial public offering at US\$35 per share, 18.0% higher than the value as at 31 May 2023.

Notice of Annual General Meeting



The Annual General Meeting of the Company will be held at the offices of Baillie Gifford & Co, Calton Square, 1 Greenside Row, Edinburgh EH1 3AN on Monday, 18 September 2023 at 9.30am.

	By Rail: Edinburgh Waverley – approximately a 5 minute walk away
	By Bus: Lothian Buses local services include: 1, 5, 7, 8, 10, 12, 14, 15, 15A, 16, 22, 25, 34
	By Tram: Stops at St Andrew Square and York Place
..... Access to Waverley Train Station on foot	

The Board encourages all shareholders to submit proxy voting forms as soon as possible and, in any event, by no later than 9.30am on 14 September 2023. Should you or, if appointed, your proxy, wish to watch the Annual General Meeting electronically please get in touch with the Managers at trustenquiries@bailliegifford.com, who will be able to provide you with details and instructions for doing so. Please note you will not be able to vote and you will not be counted as part of the quorum but you will have the opportunity to watch the Managers' presentation. You will also be able to submit questions in advance to the Board and Managers by email to trustenquiries@bailliegifford.com or call 0800 917 2112.

Baillie Gifford may record your call.

NOTICE IS HEREBY GIVEN that the fifth Annual General Meeting of Baillie Gifford US Growth Trust plc (the 'Company') will be held at the offices of Baillie Gifford & Co, Calton Square, 1 Greenside Row, Edinburgh EH1 3AN on Monday, 18 September 2023 at 9.30am for the purposes of considering and, if thought fit, passing the following resolutions, of which Resolutions 1 to 10 will be proposed as Ordinary Resolutions and Resolutions 11 and 12 will be proposed as Special Resolutions:

1. To receive and adopt the Annual Report and Financial Statements of the Company for the financial year ended 31 May 2023 together with the Reports of the Directors and of the Independent Auditor thereon.
2. To approve the Directors' Annual Report on Remuneration for the financial year ended 31 May 2023.
3. To re-elect Mr TJW Burnet as a Director of the Company.
4. To re-elect Ms SP Inglis as a Director of the Company.
5. To re-elect Mr GD Paterson as a Director of the Company.
6. To re-elect Mr CRD van der Kuyl as a Director of the Company.
7. To re-elect Ms RL Palmer as a Director of the Company.
8. To appoint Ernst & Young LLP as Independent Auditor of the Company to hold office until the conclusion of the next Annual General Meeting at which the Financial Statements are laid before the Company.
9. To authorise the Directors to determine the remuneration of the Independent Auditor of the Company.
10. That, in substitution to any existing authority but without prejudice to the exercise of any such authority prior to the date hereof, the Directors of the Company be and they are hereby generally and unconditionally authorised in accordance with section 551 of the Companies Act 2006 (the 'Act') to exercise all the powers of the Company to allot ordinary shares in the capital of the Company, or C shares convertible into ordinary shares, provided that such authority shall be limited to the allotment of ordinary shares and grant of rights in respect of ordinary shares with an aggregate nominal value of up to £1,017,179.00 (representing approximately one-third of the nominal value of the issued share capital excluding treasury shares as at 4 August 2023), such authority to expire at the conclusion of the next Annual General Meeting of the Company after the passing of this resolution or on the expiry of 15 months from the passing of this resolution, whichever is the earlier, unless previously revoked, varied or extended by the Company in a general meeting, save that the Company may at any time prior to the expiry of this authority make an offer or enter into an agreement which would or might require ordinary shares or C shares to be allotted or granted after the expiry of such authority and the Directors shall be entitled to allot or grant ordinary shares or C shares in pursuance of such an offer or agreement as if such authority had not expired.

Shareholder Information

11. That, subject to the passing of Resolution 10 above, and in substitution to any existing authorities but without prejudice to the exercise of any such authority prior to the date hereof, the Directors of the Company be and they are hereby generally empowered, pursuant to sections 570 and 573 of the Companies Act 2006 (the 'Act') to allot equity securities (within the meaning of section 560(1) of the Act, and including ordinary shares and C shares) for cash pursuant to the authority given by Resolution 10 above and to sell treasury shares for cash as if section 561(1) of the Act did not apply to any such allotment or sale, provided that this power:

- (a) expires at the conclusion of the next Annual General Meeting of the Company after the passing of this Resolution or on the expiry of 15 months from the passing of this Resolution, whichever is the earlier, save that the Company may, before such expiry, make an offer or agreement which would or might require equity securities to be allotted after such expiry and the Directors may allot equity securities in pursuance of any such offer or agreement as if the power conferred hereby had not expired; and
- (b) shall be limited to the allotment of equity securities or the sale of treasury shares up to an aggregate nominal value of £305,153.70 (representing approximately 10% of the nominal value of the issued share capital excluding treasury shares of the Company as at 4 August 2023).

12. That, in substitution for any existing authority but without prejudice to the exercise of any such authority prior to the date hereof, the Company be generally and unconditionally authorised, in accordance with section 701 of the Companies Act 2006 (the 'Act') to make market purchases (within the meaning of section 693(4) of the Act) of fully paid ordinary shares of 1p each in the capital of the Company ('ordinary shares') (either for retention as treasury shares for future reissue, resale or transfer or for cancellation) provided that:

- (a) the maximum aggregate number of ordinary shares hereby authorised to be purchased is 45,742,539, or, if less, the number representing approximately 14.99% of the issued ordinary share capital (excluding treasury shares) of the Company as at the date of the passing of this Resolution;
- (b) the minimum price (excluding expenses) which may be paid for each ordinary share shall be the nominal value of that share;
- (c) the maximum price (excluding expenses) which may be paid for any ordinary share purchased pursuant to this authority shall not be more than the higher of:
 - (i) 5% above the average closing price on the London Stock Exchange of an ordinary share over the five business days immediately preceding the day of purchase; and
 - (ii) the higher of the price of the last independent trade and the highest current independent bid for an ordinary share in the Company on the trading venues where the market purchases by the Company pursuant to the authority conferred by this Resolution 12 will be carried out; and

(d) unless previously varied, revoked or renewed by the Company in a general meeting, the authority hereby conferred shall expire at the conclusion of the next Annual General Meeting, save that the Company may, prior to such expiry, enter into a contract to purchase ordinary shares under such authority which will or might be completed or executed wholly or partly after the expiration of such authority and may make a purchase of ordinary shares pursuant to any such contract or contracts.

By Order of the Board
Baillie Gifford & Co Limited
Managers and Secretaries
17 August 2023

Notes:

1. As a member you are entitled to appoint a proxy or proxies to exercise all or any of your rights to attend, speak and vote at the AGM. A proxy need not be a member of the Company but must attend the AGM to represent you. You may appoint more than one proxy provided each proxy is appointed to exercise rights attached to different shares. You can only appoint a proxy using the procedure set out in these notes and the notes to the proxy form. You may not use any electronic address provided either in this notice or any related documents (including the Financial Statements and proxy form) to communicate with the Company for any purpose other than those expressly stated.
2. To be valid any proxy form or other instrument appointing a proxy, together with any power of attorney or other authority under which it is signed or a certified copy thereof, must be received by post or (during normal business hours only) by hand at the Registrars of the Company at Computershare Investor Services PLC, The Pavilions, Bridgwater Road, Bristol, BS99 6ZY or [eproxyappointment.com](https://www.eproxyappointment.com) no later than two days (excluding non-working days) before the time of the meeting or any adjourned meeting.
3. CREST members who wish to appoint a proxy or proxies through the CREST electronic proxy appointment service may do so by using the procedures described in the CREST Manual and/or by logging on to the website [euroclear.com/CREST](https://www.euroclear.com/CREST). CREST personal members or other CREST sponsored members, and those CREST members who have appointed a voting service provider(s), should refer to their CREST sponsor or voting service provider(s), who will be able to take the appropriate action on their behalf.
4. In order for a proxy appointment or instruction made using the CREST service to be valid, the appropriate CREST message (a 'CREST Proxy Instruction') must be properly authenticated in accordance with Euroclear UK & Ireland Limited's specifications, and must contain the information required for such instruction, as described in the CREST Manual. The message, regardless of whether it constitutes the appointment of a proxy or is an amendment to the instruction given to a previously appointed proxy must,

- in order to be valid, be transmitted so as to be received by the Company's registrar (ID 3RA50) no later than 9.30am two days (excluding non-working days) before the time of the meeting or any adjournment. For this purpose, the time of receipt will be taken to be the time (as determined by the timestamp applied to the message by the CREST Application Host) from which the Company's registrar is able to retrieve the message by enquiry to CREST in the manner prescribed by CREST. After this time any change of instructions to proxies appointed through CREST should be communicated to the appointee through other means.
5. CREST members and, where applicable, their CREST sponsors, or voting service providers should note that Euroclear UK & Ireland Limited does not make available special procedures in CREST for any particular message. Normal system timings and limitations will, therefore, apply in relation to the input of CREST Proxy Instructions. It is the responsibility of the CREST member concerned to take (or, if the CREST member is a CREST personal member, or sponsored member, or has appointed a voting service provider(s), to procure that his or her CREST sponsor or voting service provider(s) take(s)) such action as shall be necessary to ensure that a message is transmitted by means of the CREST system by any particular time. In this connection, CREST members and, where applicable, their CREST sponsors or voting system providers are referred, in particular, to those sections of the CREST Manual concerning practical limitations of the CREST system and timings.
 6. The Company may treat as invalid a CREST Proxy Instruction in the circumstances set out in Regulation 35(5)(a) of the Uncertificated Securities Regulations 2001.
 7. The return of a completed proxy form or other instrument of proxy will not prevent you attending the AGM and voting in person if you wish.
 8. Pursuant to Regulation 41 of the Uncertificated Securities Regulations 2001 and section 311 of the Companies Act 2006 the Company specifies that to be entitled to attend and vote at the Annual General Meeting (and for the purpose of the determination by the Company of the votes they may cast), shareholders must be registered in the Register of Members of the Company no later than 9.30am two days (excluding non-working days) prior to the commencement of the AGM or any adjourned meeting. Changes to the Register of Members after the relevant deadline shall be disregarded in determining the rights of any person to attend and vote at the meeting.
 9. Any person to whom this notice is sent who is a person nominated under section 146 of the Companies Act 2006 to enjoy information rights (a 'Nominated Person') may, under an agreement between him/her and the shareholder by whom he/she was nominated, have a right to be appointed (or to have someone else appointed) as a proxy for the Annual General Meeting. If a Nominated Person has no such proxy appointment right or does not wish to exercise it, he/she may, under any such agreement, have a right to give instructions to the shareholder as to the exercise of voting rights.
 10. The statement of the rights of shareholders in relation to the appointment of proxies in Notes 1 and 2 above does not apply to Nominated Persons. The rights described in those Notes can only be exercised by shareholders of the Company.
 11. The members of the Company may require the Company to publish, on its website, (without payment) a statement (which is also passed to the Auditor) setting out any matter relating to the audit of the Company's Financial Statements, including the Auditor's report and the conduct of the audit. The Company will be required to do so once it has received such requests from either members representing at least 5% of the total voting rights of the Company or at least 100 members who have a relevant right to vote and hold shares in the Company on which there has been paid up an average sum per member of at least £100. Such requests must be made in writing and must state your full name and address and be sent to the Company at Calton Square, 1 Greenside Row, Edinburgh, EH1 3AN.
 12. Information regarding the Annual General Meeting, including information required by section 311A of the Companies Act 2006, is available from the Company's page of the Managers' website at bgusgrowthtrust.com.
 13. Members have the right to ask questions at the meeting in accordance with section 319A of the Companies Act 2006.
 14. Any corporation which is a member can appoint one or more corporate representatives who may exercise on its behalf all of its powers as a member provided that they do not do so in relation to the same shares.
 15. As at 4 August 2023 (being the last practicable date prior to the publication of this notice) the Company's issued share capital (excluding treasury shares) consisted of 305,153,700 ordinary shares of 1p each, carrying one vote each. Therefore, the total number of voting rights in the Company as at 4 August 2023 were 305,153,700 votes.
 16. Any person holding 3% or more of the total voting rights of the Company who appoints a person other than the Chairman of the meeting as his or her proxy will need to ensure that both he/she and his/her proxy complies with their respective disclosure obligations under the UK Disclosure Guidance and Transparency Rules.
 17. No Director has a contract of service with the Company.

Further Shareholder Information

Baillie Gifford US Growth Trust plc ('Baillie Gifford US Growth') is an investment trust. Investment trusts offer investors the following:

- participation in a diversified portfolio of shares;
- constant supervision by experienced professional managers; and
- the company is free from capital gains tax on capital profits realised within its portfolio although investors are still liable for capital gains tax on profits when selling their investment.

How to Invest

The Company's shares are traded on the London Stock Exchange. They can be bought by placing an order with a stockbroker or by asking a professional adviser to do so. If you are interested in investing directly in Baillie Gifford US Growth, you can do so online. There are a number of companies offering real time online dealing services. Find out more by visiting the investment trust pages at bailliegifford.com.

Sources of Further Information on the Company

The ordinary shares of the Company are listed on the London Stock Exchange and their price is shown in the Financial Times. The price of shares can also be found on the Company's page on Baillie Gifford's website at bgusgrowthtrust.com, Trustnet at trustnet.co.uk and on other financial websites. Company factsheets are also available on the Baillie Gifford website and are updated monthly. These are available from Baillie Gifford on request.

Baillie Gifford US Growth Share Identifiers

ISIN GB00BDFGHW41

Sedol BDFGHW4

Ticker USA

Legal Entity Identifier 213800UM1OUWXZPKE539

Key Dates

The Company pays the minimum permissible level of final dividend and no interim dividend. If a dividend was payable this would be due soon after the Annual General Meeting.

Share Register Enquiries

Computershare Investor Services PLC maintains the share register on behalf of the Company. In the event of queries regarding shares registered in your own name, please contact the Registrars on 0370 707 1711.

This helpline also offers an automated self-service functionality (available 24 hours a day, 7 days a week) which allows you to:

- hear the latest share price;
- confirm your current shareholding balance; and
- order Change of Address and Stock Transfer forms.

By quoting the reference number on your share certificate you can check your holding on the Registrar's website at investorcentre.co.uk.

They also offer a free, secure, share management website service which allows you to:

- view your share portfolio and see the latest market price of your shares;
- calculate the total market price of each shareholding;
- view price histories and trading graphs;
- register to receive communications from the Company, including the Annual Report and Financial Statements, in electronic format;
- change address details; and
- use online dealing services.

To take advantage of this service, please log in at investorcentre.co.uk and enter your Shareholder Reference Number and Company Code (this information can be found on your share certificate).

Electronic Proxy Voting

If you hold stock in your own name you can choose to vote by returning proxies electronically at eproxyappointment.com.

If you have any questions about this service, please contact Computershare on 0370 707 1711.

CREST Proxy Voting

If you are a user of the CREST system (including a CREST Personal Member), you may appoint one or more proxies or give an instruction to a proxy by having an appropriate CREST message transmitted. For further information please refer to the CREST Manual.

Where this has been received in a country where the provision of such a service would be contrary to local laws or regulations, this should be treated as information only.

Analysis of Shareholders at 31 May

	2023 Number of shares held	2023 %	2022 Number of shares held	2022 %
Institutions	45,557,960	14.9	53,807,542	17.6
Intermediaries	240,643,562	78.9	248,309,862	81.4
Individuals	1,552,388	0.5	1,162,411	0.4
Marketmakers	17,399,790	5.7	1,873,885	0.6
	305,153,700	100.0	305,153,700	100.0

Data Protection

The Company is committed to ensuring the confidentiality and security of any personal data provided to it. Further details on how personal data is held and processed on behalf of the Company can be found in the privacy policy available on the Company's website bgusgrowthtrust.com.

Communicating with Shareholders



Trust Magazine

Trust Magazine

Trust is the Baillie Gifford investment trust magazine which is published twice a year. It provides an insight to Baillie Gifford's investment approach by including interviews with Baillie Gifford's fund managers, as well as containing investment trust news, investment features and articles about the trusts managed by Baillie Gifford, including Baillie Gifford US Growth. *Trust* plays an important role in helping to explain Baillie Gifford's products so that readers can really understand them.

You can subscribe to *Trust* magazine or view a digital copy at bailliegifford.com/trust.

Baillie Gifford US Growth on the Web

Up-to-date information about Baillie Gifford US Growth can be found on the Company's page of the Managers' website at bgusgrowthtrust.com. You will find full details on Baillie Gifford US Growth, including recent portfolio information and performance figures.

Baillie Gifford US Growth Trust

Overview

The Baillie Gifford US Growth Trust plc seeks to invest predominantly in listed and unlisted US companies which the Company believes have the potential to grow substantially faster than the average company, and to hold onto them for long periods of time, in order to produce long-term capital growth.

Performance & Metrics

Periodic Performance

	1 Year	3 Years	5 Years	Since Inception
Share Price	-21.5%	-28.9%	20.8%	22.7%
NAV	-25.1%	7.3%	70.1%	70.1%
Income ¹	0.6%	16.7%	86.1%	88.1%

Annual Performance to 31 March 2021

	2015/2016	2016/2017	2017/2018	2018/2019	2019/2020	2020/2021
Share Price	25.7%	0.4%	107.0%	-26.9%	-42.8%	-

Baillie Gifford US Growth Trust web page at bgusgrowthtrust.com

Suggestions and Questions

Any suggestions on how communications with shareholders can be improved are welcomed. Please contact the Baillie Gifford Client Relations Team (see contact details below) and give them your suggestions. They will also be very happy to answer questions that you may have about Baillie Gifford US Growth.

Client Relations Team Contact Details

Telephone: 0800 917 2112

Your call may be recorded for training or monitoring purposes.

Email: trustenquiries@bailliegifford.com

Website: bailliegifford.com

Baillie Gifford Client Relations Team
Calton Square
1 Greenside Row
Edinburgh EH1 3AN

Please note that Baillie Gifford is not permitted to give financial advice. If you would like advice, please ask an authorised intermediary.

Risk Warnings

Past performance is not a guide to future performance.

Baillie Gifford US Growth Trust plc ('Baillie Gifford US Growth') is a listed UK company. The value of its shares, and any income from them, can fall as well as rise and you may not get back the amount invested.

Baillie Gifford US Growth invests in overseas securities. Changes in the rates of exchange may also cause the value of your investment (and any income it may pay) to go down or up.

Baillie Gifford US Growth has borrowed money to make further investments (sometimes known as 'gearing' or 'leverage'). The risk is that when this money is repaid by the Company, the value of the investments may not be enough to cover the borrowing and interest costs, and the Company will make a loss. If the Company's investments fall in value, any invested borrowings will increase the amount of this loss.

Baillie Gifford US Growth can buy back its own shares. The risks from borrowing, referred to above, are increased when a company buys back its own shares.

Market values for securities which have become difficult to trade may not be readily available and there can be no assurance that any value assigned to such securities will accurately reflect the price the Company might receive upon their sale.

Baillie Gifford US Growth can make use of derivatives which may impact on its performance. Currently the Company does not make use of derivatives.

Investments in smaller companies is generally considered higher risk as changes in their share prices may be greater and the shares may be harder to sell. Smaller companies may do less well in periods of unfavourable economic conditions.

Baillie Gifford US Growth's exposure to a single market and currency may increase risk.

Baillie Gifford US Growth has a significant investment in private companies. The Company's risk could be increased as these assets may be more difficult to sell, so changes in their prices may be greater.

Share prices may either be below (at a discount) or above (at a premium) the net asset value ('NAV'). The Company may issue new shares when the price is at a premium which may reduce the share price. Shares bought at a premium may have a greater risk of loss than those bought at a discount.

Charges are deducted from income. Where income is low, the expenses may be greater than the total income received and the capital value would be reduced.

The aim of Baillie Gifford US Growth is to achieve capital growth and it is unlikely that the Company will provide steady, or indeed any, income.

You should note that tax rates and reliefs may change at any time and their value depends on your circumstances.

Baillie Gifford US Growth is a UK public listed company and as such complies with the requirements of the Financial Conduct Authority but is not authorised or regulated by the Financial Conduct Authority.

The information and opinions expressed within the Annual Report and Financial Statements are subject to change without notice.

The staff of Baillie Gifford & Co and Baillie Gifford US Growth Directors may hold shares in Baillie Gifford US Growth and may buy and sell such shares from time to time.

Further details of the risks associated with investing in the Company, including a Key Information Document and how charges are applied, can be found at [bgusgrowthtrust.com](https://www.bgusgrowthtrust.com), or by calling Baillie Gifford on 0800 917 2112. Your call may be recorded for training or monitoring purposes.

This information has been issued and approved by Baillie Gifford & Co Limited, the Managers and Secretaries, and does not in any way constitute investment advice.

Sustainable Finance Disclosure Regulation ('SFDR')

The EU Sustainable Finance Disclosure Regulation ('SFDR') does not have a direct impact in the UK due to Brexit, however, it applies to third-country products marketed in the EU. As Baillie Gifford US Growth Trust plc is marketed in the EU by the AIFM, BG & Co Limited, via the National Private Placement Regime (NPPR) the following disclosures have been provided to comply with the high-level requirements of SFDR. The AIFM has adopted Baillie Gifford & Co's ESG Principles and Guidelines as its policy on integration of sustainability risks in investment decisions. Baillie Gifford & Co's approach to investment is based on identifying and holding high quality growth businesses that enjoy sustainable competitive advantages in their marketplace. To do this it looks beyond current financial performance, undertaking proprietary research to build an in-depth knowledge of an individual company and a view on its long-term prospects. This includes the consideration of sustainability factors (environmental, social and/or governance matters) which it believes will positively or

negatively influence the financial returns of an investment. More detail on the Managers' approach to sustainability can be found in the ESG Principles and Guidelines document, available publicly on the Baillie Gifford website [bailliegifford.com](https://www.bailliegifford.com).

Taxonomy Regulation

The Taxonomy Regulation establishes an EU-wide framework or criteria for environmentally sustainable economic activities in respect of six environmental objectives. It builds on the disclosure requirements under SFDR by introducing additional disclosure obligations in respect of alternative investment funds that invest in an economic activity that contributes to an environmental objective. The Company does not commit to make sustainable investments as defined under SFDR. As such, the underlying investments do not take into account the EU criteria for environmentally sustainable economic activities.

Alternative Investment Fund Managers (AIFM) Regulations

In accordance with the Alternative Investment Fund Managers Regulations, information in relation to the Company's leverage and the remuneration of the Company's AIFM, Baillie Gifford & Co Limited, is required to be made available to investors.

AIFM Remuneration

In accordance with the Regulations, the AIFM's remuneration policy is available at bailliegifford.com or on request (see contact details on the back cover) and the numerical remuneration disclosures in respect of the AIFM's relevant reporting period are also available at bailliegifford.com.

Automatic Exchange of Information

In order to fulfil its obligations under UK tax legislation relating to the automatic exchange of information, Baillie Gifford US Growth Trust plc is required to collect and report certain information about certain shareholders.

The legislation requires investment trust companies to provide personal information to HMRC on certain investors who purchase shares in investment trusts. Accordingly, Baillie Gifford US Growth Trust plc must provide information annually to the local tax authority on the tax residencies of a number of non-UK based certificated shareholders and corporate entities.

Third Party Data Provider Disclaimer

No third party data provider ('Provider') makes any warranty, express or implied, as to the accuracy, completeness or timeliness of the data contained herewith nor as to the results to be obtained by recipients of the data.

No Provider shall in any way be liable to any recipient of the data for any inaccuracies, errors or omissions in the index data included in this document, regardless of cause, or for any damages (whether direct or indirect) resulting therefrom. No Provider has any obligation to update, modify or amend the data or to otherwise notify a recipient thereof in the event that any matter stated herein changes or subsequently becomes inaccurate.

Without limiting the foregoing, no Provider shall have any liability whatsoever to you, whether in contract (including under an indemnity), in tort (including negligence), under a warranty, under statute or otherwise, in respect of any loss or damage suffered by you as a result of or in connection with any opinions, recommendations, forecasts, judgements or any other conclusions, or any course of action determined, by you or any third party, whether or not based on the content, information or materials contained herein.

Leverage

The Company's maximum and actual leverage levels (see Glossary of Terms and Alternative Performance Measures on pages 76 and 77) at 31 May 2023 are shown below:

	Gross method	Commitment method
Maximum limit	2.50:1	2.00:1
Actual	1.07:1	1.07:1

New shareholders, excluding those whose shares are held in CREST, who come on to the share register will be sent a certification form for the purposes of collecting this information.

For further information, please see HMRC's Quick Guide: Automatic Exchange of Information – information for account holders gov.uk/government/publications/exchange-of-information-account-holders.

S&P Index Data

The S&P 500 Index ('Index') is a product of S&P Dow Jones Indices LLC, a division of S&P Global, or its affiliates ('SPDJI'). Standard & Poor's® and S&P® are registered trademarks of Standard & Poor's Financial Services LLC, a division of S&P Global ('S&P'); Dow Jones® is a registered trademark of Dow Jones Trademark Holdings LLC ('Dow Jones'). Neither S&P Dow Jones Indices LLC, Dow Jones Trademark Holdings LLC, their affiliates nor their third party licensors make any representation or warranty, express or implied, as to the ability of any index to accurately represent the asset class or market sector that it purports to represent and neither S&P Dow Jones Indices LLC, Dow Jones Trademark Holdings LLC, their affiliates nor their third party licensors shall have any liability for any errors, omissions, or interruptions of any index or the data included therein.

FTSE Index Data

London Stock Exchange Group plc and its group undertakings (collectively, the 'LSE Group'). © LSE Group 2023. FTSE Russell is a trading name of certain of the LSE Group companies. 'FTSE®' 'Russell®', 'FTSE Russell®', is/are a trade mark(s) of the relevant LSE Group companies and is/are used by any other LSE Group company under license. All rights in the FTSE Russell indexes or data vest in the relevant LSE Group company which owns the index or the data. Neither LSE Group nor its licensors accept any liability for any errors or omissions in the indexes or data and no party may rely on any indexes or data contained in this communication. No further distribution of data from the LSE Group is permitted without the relevant LSE Group company's express written consent. The LSE Group does not promote, sponsor or endorse the content of this communication.

Glossary of Terms and Alternative Performance Measures ('APM')

An alternative performance measure ('APM') is a financial measure of historical or future financial performance, financial position, or cash flows, other than a financial measure defined or specified in the applicable financial reporting framework. The APM's noted below are commonly used measures within the investment trust industry and serve to improve comparability between investment trusts.

Total Assets

This is the Company's definition of Adjusted Total Assets, being the total value of all assets held less all liabilities (other than liabilities in the form of borrowings).

Shareholders' Funds and Net Asset Value

Shareholders' funds is the value of all assets held less all liabilities, with borrowings deducted at book cost. Net asset value ('NAV') is the value of all assets held less all liabilities, with borrowings deducted at either fair value or book value as described below. Per share amounts are calculated by dividing the relevant figure by the number of ordinary shares in issue.

Borrowings at Book Value

Borrowings are valued at adjusted net issue proceeds. The value of the borrowings at book is set out on page 68.

Borrowings at Fair Value (APM)

Borrowings are valued at an estimate of their market worth. The value of the borrowings at fair is set out on page 68.

Net Asset Value (Reconciliation of NAV at Book Value to NAV at Fair Value)

	31 May 2023	31 May 2022
Net asset value per ordinary share (borrowings at book value)	186.33p	191.44p
Shareholders' funds (borrowings at book value)	£568,599,000	£584,186,000
Add: book value of borrowings	£40,342,000	£39,674,000
Less: fair value of borrowings	(£39,904,000)	(£39,081,000)
Net Asset Value (borrowings at fair value)	£569,037,000	£584,779,000
Number of shares in issue	305,153,700	305,153,700
Net asset value per ordinary share (borrowings at fair value)	186.48p	191.63p

Net Liquid Assets

Net liquid assets comprise current assets less current liabilities (excluding borrowings).

(Discount)/Premium (APM)

As stock markets and share prices vary, an investment trust's share price is rarely the same as its NAV. When the share price is lower than the NAV per share it is said to be trading at a discount. The size of the discount is calculated by subtracting the share price from the NAV per share and is usually expressed as a percentage of the NAV per share. If the share price is higher than the NAV per share, this situation is called a premium.

		31 May 2023	31 May 2022
Net asset value per ordinary share (after deducting borrowings at fair value)	(a)	186.48p	191.63p
Share price	(b)	144.80p	168.00p
Discount (borrowings at fair value)	((b)-(a)) ÷ (a)	22.4%	12.3%

		31 May 2023	31 May 2022
Net asset value per ordinary share (after deducting borrowings at book value)	(a)	186.33p	191.44p
Share price	(b)	144.80p	168.00p
Discount (borrowings at book value)	((b)-(a)) ÷ (a)	22.3%	12.2%

Total Return (APM)

The total return is the return to shareholders after reinvesting any dividend on the date that the share price goes ex-dividend. The Company does not pay a dividend, therefore, the one year and since inception total returns for the share price and NAV per share at book and fair value are the same as the percentage movements in the share price and NAV per share at book and fair value as detailed on pages 1 and 28.

Ongoing Charges (APM)

The total recurring expenses (excluding the Company's cost of dealing in investments and borrowing costs) incurred by the Company as a percentage of the average net asset value (with debt at fair value).

Ongoing Charges Calculation

		31 May 2023 £'000	31 May 2022 £'000
Investment management fee		3,345	4,865
Other administrative expenses		670	676
Total expenses	(a)	4,015	5,541
Average daily cum-income net asset value	(b)	578,722	898,007
Ongoing charges	((a)÷(b))	0.69%	0.62%

Gearing (APM)

At its simplest, gearing is borrowing. Just like any other public company, an investment trust can borrow money to invest in additional investments for its portfolio. The effect of the borrowing on the shareholders' assets is called 'gearing'. If the Company's assets grow, the shareholders' assets grow proportionately more because the debt remains the same. But if the value of the Company's assets falls, the situation is reversed. Gearing can therefore enhance performance in rising markets but can adversely impact performance in falling markets.

Gearing is the Company's borrowings at book value less cash and cash equivalents (including any outstanding trade settlements) expressed as a percentage of shareholders' funds.

	31 May 2023	31 May 2022
Borrowings (at book cost)	£40,342,000	£39,674,000
Less: cash and cash equivalents	(£3,440,000)	(£3,007,000)
Adjusted borrowings (a)	£36,902,000	£36,667,000
Shareholders' funds (b)	£568,599,000	£584,186,000
Gearing: (a) as a percentage of (b)	6%	6%

Gross gearing is the Company's borrowings at par expressed as a percentage of shareholders' funds.

	31 May 2023	31 May 2022
Borrowings (at book cost) (a)	£40,342,000	£39,674,000
Shareholders' funds (b)	£568,599,000	£584,186,000
Gross gearing: (a) as a percentage of (b)	7%	7%

Leverage (APM)

For the purposes of the Alternative Investment Fund Managers Regulations, leverage is any method which increases the Company's exposure, including the borrowing of cash and the use of derivatives. It is expressed as a ratio between the Company's exposure and its net asset value and can be calculated on a gross and a commitment method. Under the gross method, exposure represents the sum of the Company's positions after the deduction of sterling cash balances, without taking into account any hedging and netting arrangements. Under the commitment method, exposure is calculated without the deduction of sterling cash balances and after certain hedging and netting positions are offset against each other.

Active Share (APM)

Active share, a measure of how actively a portfolio is managed, is the percentage of the portfolio that differs from its comparative index. It is calculated by deducting from 100 the percentage of the portfolio that overlaps with the comparative index. An active share of 100 indicates no overlap with the index and an active share of zero indicates a portfolio that tracks the index.

Treasury Shares

The Company has the authority to make market purchases of its ordinary shares for retention as treasury shares for future reissue, resale, transfer, or for cancellation. Treasury shares do not receive distributions and the Company is not entitled to exercise the voting rights attaching to them.

Private (Unlisted) Company

An unlisted or private company means a company whose shares are not available to the general public for trading and are not listed on a stock exchange.



KPMG LLP
Audit
15 Canada Square
London E14 5GL
United Kingdom

Tel +44 (0) 20 7311 1000
Fax +44 (0) 20 7311 3311

Private & confidential
Baillie Gifford US Growth Trust Plc
28 St James's Square
Grimaldi House
London
SW1Y 4JH

7 August 2023

Our ref **AR-1858**

Contact **John Waterson**
John.Waterson@KPMG.co.uk

Dear Sir/Madam,

Statement to Baillie Gifford US Growth Trust Plc (no. 11194060) on ceasing to hold office as auditors pursuant to section 519 of the Companies Act 2006

The reason connected with our ceasing to hold office is the holding of a competitive tender for the audit, in which we were unsuccessful in retaining the audit

Yours faithfully,

KPMG LLP

KPMG LLP
Audit registration number: 9188307
Audit registration address:
15 Canada Square
Canary Wharf, London E14 5GL

Directors

Chairman:
TJW Burnet

SP Inglis
CRD van der Kuyl
RL Palmer
GD Paterson

Registered Office

Baillie Gifford & Co Limited
Grimaldi House
28 St James's Square
London
SW1Y 4JH

Alternative Investment Fund Manager and Company Secretaries

Baillie Gifford & Co Limited
Calton Square
1 Greenside Row
Edinburgh
EH1 3AN
Tel: 0131 275 2000
bailliegifford.com

Registrar

Computershare
Investor Services PLC
The Pavilions
Bridgwater Road
Bristol
BS99 6ZZ
Tel: 0370 707 1711

Depository

The Bank of New York Mellon
(International) Limited
1 Canada Square
London
E14 5AL

Company Broker

Panmure Gordon (UK) Limited
40 Gracechurch Street
London
EC3V 0BT

Independent Auditor

KPMG LLP
Saltire Court
20 Castle Terrace
Edinburgh
EH1 2EG

Company Details

bgusgrowthtrust.com
Company Registration
No. 11194060
ISIN GB00BDFGHW41
Sedol BDFGHW4
Ticker USA

Legal Entity Identifier:
213800UM1OUWXZPKE539

Further Information

Baillie Gifford Client Relations Team
Calton Square
1 Greenside Row
Edinburgh EH1 3AN
Tel: 0800 917 2112
Email:
trustenquiries@bailliegifford.com