

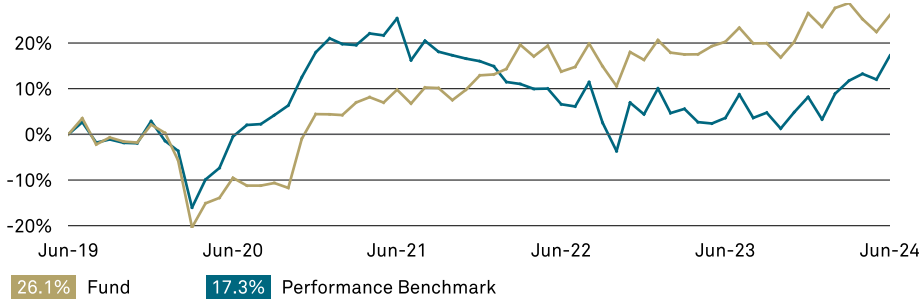
BNY Mellon Emerging Income Fund

Institutional Shares W (Acc.)

PERFORMANCE DISCLOSURE

Past performance is not a guide to future performance. The value of investments can fall. Investors may not get back the amount invested. Income from investments may vary and is not guaranteed.

5 YEAR CUMULATIVE PERFORMANCE (%)

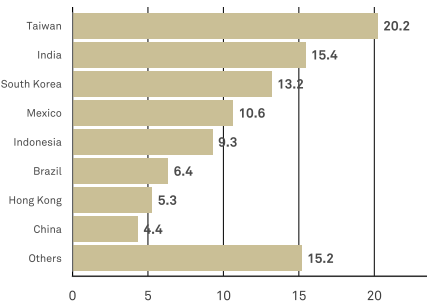


ANNUAL PERFORMANCE TO LAST QUARTER END

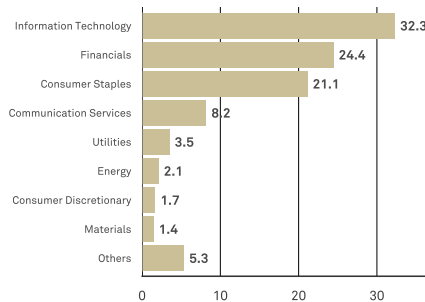
From	Jun 2019	Jun 2020	Jun 2021	Jun 2022	Jun 2023
To	Jun 2020	Jun 2021	Jun 2022	Jun 2023	Jun 2024
Fund Return (%)	-9.53	21.35	3.60	5.75	4.86
	2019	2020	2021	2022	2023
Fund	15.94	2.25	8.13	3.00	8.79
Performance Benchmark	13.86	14.65	-1.64	-10.02	3.63

Source for all performance: Lipper as at 30 June 2024. Fund Performance for the Institutional Shares W (Accumulation) calculated as total return, including reinvested income net of UK tax and charges, based on net asset value. All figures are in GBP terms. The impact of an initial charge (currently not applied) can be material on the performance of your investment. Further information is available upon request.

GEOGRAPHICAL ALLOCATION (%)



INDUSTRIAL ALLOCATION (%)



TOP 10 HOLDINGS (%)

Company	Sector	Fund (%)
Taiwan Semiconductor Manufacturing Co., Ltd.	Information Technology	9.7
Samsung Electronics Co., Ltd.	Information Technology	7.4
ITC Limited	Consumer Staples	5.4
PT Bank Mandiri (Persero) Tbk	Financials	4.1
Wal-Mart de Mexico SAB de CV	Consumer Staples	3.8
Grupo Financiero Banorte SAB de CV Class O	Financials	3.4
Clicks Group Limited	Consumer Staples	3.2
Tata Consultancy Services Limited	Information Technology	3.1
MediaTek Inc	Information Technology	3.1
AIA Group Limited	Financials	2.9

Source: BNY Mellon Investment Management EMEA Limited

INVESTMENT MANAGER



Newton Investment Management: Newton aims to deliver outcomes for its clients across active equities, income, absolute return, multi-asset, thematic and sustainable strategies. Its capabilities are driven by its global investment research platform which harnesses a breadth of both fundamental and quantitative research.

INVESTMENT OBJECTIVE

The Fund aims to achieve income together with capital growth over the long term (5 years or more). As at 26 May 2016, the Performance Benchmark of the Fund was changed from FTSE Emerging Index to MSCI Emerging Index (NR).

PERFORMANCE BENCHMARK

The Fund will measure its performance against the MSCI Emerging Markets NR Index as a comparator benchmark (the "Benchmark"). The Fund will use the Benchmark as an appropriate comparator because the Investment Manager utilises it when measuring the Fund's income yield.

The Fund is actively managed, which means the Investment Manager has discretion over the selection of investments subject to the investment objective and policies disclosed in the Prospectus. While the Fund's holdings may include constituents of the Benchmark, the selection of investments and their weightings in the portfolio are not influenced by the Benchmark. The investment strategy does not restrict the extent to which the Investment Manager may deviate from the Benchmark.

GENERAL INFORMATION

Fund size (millions) £ 139.85
 Performance Benchmark MSCI EM (Emerging Markets) NR
 IA Sector Global Emerging Markets
 Lipper sector Lipper Global -Equity Emerging Mkts Global
 Fund domicile UK
 Fund manager Zoe Kan
 Base currency GBP

INSTITUTIONAL SHARES W (ACC.) SHARE CLASS DETAILS

Inception date 15 Oct 2012
 Min. initial investment £ 500,000
 ISA No
 ISA Transfer No
 Annual mgmt charge 0.75%
 ISIN GB00B8GGF462
 Ongoing charge* 0.94%

*It should be noted that the ongoing charge figure shown includes ongoing charges in respect of other open-ended investment funds but excludes ongoing charges from closed-ended funds held. The ongoing charges from closed-ended funds held were 0.00% as at 31 December 2023.

KEY DATES

Fund launch 04 Oct 2012
 Close of financial year 30 Jun
 Distributions 28 Feb, 31 May, 31 Aug, 30 Nov

HISTORIC YIELD (AS AT 30 JUNE 2024)

Share class Institutional Shares W (Accumulation) Yield 3.82%
 Historic yield figures are calculated on the basis of dividing the total dividends paid by the fund over the last 12 months by the fund's current price. Historic yields are shown on a net basis, do not include the impact of any initial charge and investors may be subject to tax on distributions. Gross of taxes. Please note, dividend income from the fund's US investments will be subject to 30% withholding tax.


KEY RISKS ASSOCIATED WITH THIS FUND

- The Fund may invest in China A shares through Stock Connect programmes. These may be subject to regulatory changes and quota limitations. An operational constraint such as a suspension in trading could negatively affect the Fund's ability to achieve its investment objective.
- There is no guarantee that the Fund will achieve its objectives.
- This Fund invests in international markets which means it is exposed to changes in currency rates which could affect the value of the Fund.
- Derivatives are highly sensitive to changes in the value of the asset from which their value is derived. A small movement in the value of the underlying asset can cause a large movement in the value of the derivative. This can increase the sizes of losses and gains, causing the value of your investment to fluctuate. When using derivatives, the Fund can lose significantly more than the amount it has invested in derivatives.
- Emerging Markets have additional risks due to less-developed market practices.
- A fall in the value of a single investment may have a significant impact on the value of the Fund because it typically invests in a limited number of investments.
- The Fund takes its charges from the capital of the Fund. Investors should be aware that this has the effect of lowering the capital value of your investment and limiting the potential for future capital growth. On redemption, you may not receive back the full amount you initially invested.
- Companies with high-dividend rates are at a greater risk of not being able to meet these payments and are more sensitive to interest rate risk.
- The insolvency of any institutions providing services such as custody of assets or acting as a counterparty to derivatives or other contractual arrangements, may expose the Fund to financial loss.
- Where the Fund invests significantly in a single market, this may have a material impact on the value of the Fund.
- A complete description of risk factors is set out in the Prospectus in the section entitled "Risk Factors".

Before subscribing, investors should read the most recent Prospectus and KIID for each fund in which they want to invest. Go to www.bnymellonim.com

The Prospectus and KIID are available in English and in an official language of the jurisdictions in which the Fund is registered for public sale.

If you are unsure which type of investment is right for you, please contact a financial adviser.

 0800 614 330

 clientservices@bnymellon.com

 www.bnymellonim.com

This is a financial promotion and is not investment advice. Portfolio holdings are subject to change, for information only and are not investment recommendations. Calls may be recorded. For more information visit our Privacy Policy at www.bnymellonim.com. BNY Mellon is the corporate brand of The Bank of New York Mellon Corporation and its subsidiaries. The Fund is a sub-fund of BNY Mellon Investment Funds, an open-ended investment company with variable capital (ICVC) with limited liability between sub-funds. Incorporated in England and Wales: registered number IC27. The Authorised Corporate Director (ACD) is BNY Mellon Fund Managers Limited (BNY MFM), incorporated in England and Wales: No. 1998251. Registered address: BNY Mellon Centre, 160 Queen Victoria Street, London EC4V 4LA. Authorised and regulated by the Financial Conduct Authority. **Issued in UK** by BNY Mellon Investment Management EMEA Limited, BNY Mellon Centre, 160 Queen Victoria Street, London EC4V 4LA. Registered in England No. 1118580. Authorised and regulated by the Financial Conduct Authority.

Newton is a member of the IA.

MIS0003-310724

Issued on 12/07/2024