

Benchmark

Benchmark	FTSE Europe (ex UK) Index
Benchmark Category	-
IA Sector	Europe Excluding UK

Identification Codes

Sedol Code	B412VB0
Mex Code	-
Isin Code	GB00B412VB02
Citi Code	07O8

Fund Overview

Mid (24/04/2025)	323.20p
Historic yield	1.40%
Fund size (31/03/2025)	£1764.20m
Number of holdings	49
Ongoing Charges	0.86%
Launch date	01/08/2012

Fund Charges

Entry Charge	0.00%
Ongoing Charges	0.86%

Fund Background

Valuation frequency	Daily
Valuation point	12:00
Fund type	OEIC
Launch price	£0.25
Fund currency	Pound Sterling
Fund domicile	United Kingdom
ISA allowable	Yes
SIPP allowable	Yes

Dealing

Minimum Investment	£3000000
Minimum Top Up	£10000
Minimum Regular Saving	-
Settlement Period: Buy	4 days
Settlement Period: Sell	4 days
Pricing Basis	Forward
Dealing Decimals	4

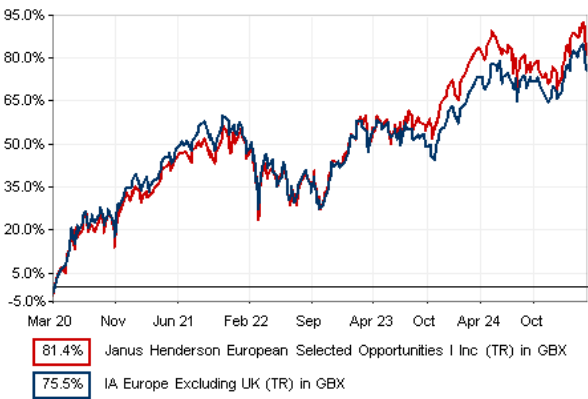
Distribution Dates

Ex dividend date(s)	Income payment date(s)
01 December	31 January
01 June	31 July

Aims

The Fund aims to achieve a long-term return, in excess of the long-term return that is typically achieved from European equity markets.

Performance



Discrete performance - to last month end

	31/03/20 to 31/03/21	31/03/21 to 31/03/22	31/03/22 to 31/03/23	31/03/23 to 31/03/24	31/03/24 to 31/03/25
Fund	36.9%	3.5%	9.8%	17.7%	-1.0%
Sector	39.6%	4.2%	6.5%	12.3%	0.9%
Rank	73/117	71/121	27/125	18/126	89/127
Quartile	3	3	1	1	3

Annualised performance

	3 Years to 31/03/25	5 Years to 31/03/25	10 Years to 31/03/25
Fund	8.6%	12.6%	7.9%
Sector	6.5%	11.9%	7.3%
Rank	36/125	53/117	39/94
Quartile	2	2	2

Fund Managers



Name: Tom O'Hara
Manager for: 5 years, 2 months

Ratings

FE Crown



Group Details

Group name	Janus Henderson Investors
Group address	PO Box 9023 Chelmsford CM99 2WB
Group telephone	0800 832 832
Dealing telephone	0845 608 8703
Email	support@henderson.com
Homepage	www.henderson.com
Fax number	0870 888 3094


Important Information

- Source of portfolio data: Broadridge. Source of performance data: FE fundinfo. We can't predict the future. Past performance isn't a guide to future performance. The figures shown are intended only to demonstrate performance history of the fund, after allowing for the impact of ongoing charges, but take no account of product charges. Ongoing charges may vary in the future and may be higher than they are now. Fund performance is based upon the movement of the daily price and is shown as total return in GBP with income reinvested. The value of your investment can go down as well as up so you might get back less than you put in.
- This factsheet is for information purposes only. If there is information or terminology included that you would like to discuss, then please contact an adviser. Investors should refer to their policy documentation and supporting brochures for fund availability, investment strategy, any product information and charges. Every care has been taken in populating this output, however it must be appreciated that neither Broadridge, Prudential nor their sources guarantee the accuracy, adequacy or completeness of this information or make any warranties regarding results from its usage.


Top 10 Holdings

Name	% Weight	Sector	Country
1 SIEMENS AKTIENGESELLSCHAFT	4.65%	General Industrials	Germany
2 UNICREDIT SOCIETA' PER AZIONI	4.43%	Banks	Italy
3 ASML HOLDING N.V.	3.88%	Technology Hardware & Equipment	Netherlands
4 ALLIANZ SE	3.51%	Non-life Insurance	Germany
5 BNP PARIBAS SA	3.37%	Banks	France
6 DEUTSCHE TELEKOM AG	3.24%	Telecommunications Service Providers	Germany
7 DEUTSCHE BORSE AKTIENGESELLSCHAFT	3.24%	Investment Banking & Brokerage Services	Germany
8 SAP SE	3.22%	Software & Computer Services	Germany
9 SANOFI	3.20%	Pharmaceuticals & Biotechnology	France
10 SAFRAN	3.00%	Aerospace & Defence	France

Asset Allocation



Regional Allocation



Equity Sector Breakdown

Financials	25.60%
Industrials	24.11%
Health Care	11.80%
Technology	9.70%
Consumer Staples	9.58%
Consumer Discretionary	7.10%
Energy	3.65%
Other Sectors	8.45%

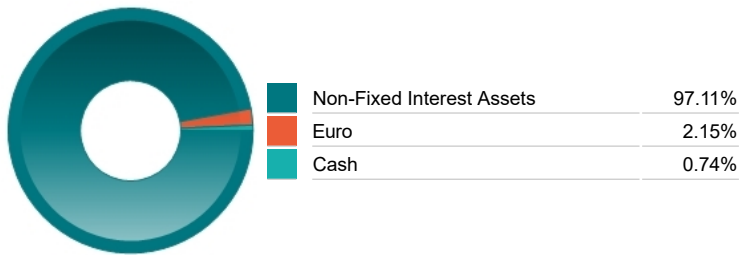
Top Country Breakdown

France	28.32%
Germany	24.15%
Netherlands	9.97%
Switzerland	8.82%
Italy	5.45%
United Kingdom	5.06%
Non-Classified	4.40%
Other Countries	13.84%

Breakdown By Market Cap (%)

Mega	45.05%
Large	7.51%
Medium	3.36%
Non-Classified	44.22%
Cash	-0.14%

Fixed Interest Currencies



Important Information

- The Industry Classification Benchmark is a product of FTSE International Limited and has been licensed for use.
- "Prudential" is a trading name of The Prudential Assurance Company Limited, which is registered in England and Wales. Registered office at 10 Fenchurch Avenue, London EC3M 5AG. Registered number 15454. Authorised by the Prudential Regulation Authority and regulated by the Financial Conduct Authority and the Prudential Regulation Authority.