

Benchmark

| | |
|--------------------|-----------------------------|
| Benchmark | MSCI Emerging Markets Index |
| Benchmark Category | - |
| IA Sector | Specialist |

Identification Codes

| | |
|------------|--------------|
| Sedol Code | B64TS99 |
| Mex Code | CFGLEM |
| Isin Code | GB00B64TS998 |
| Citi Code | F3C3 |

Fund Overview

| | |
|------------------------|------------|
| Mid (30/08/2024) | 421.40p |
| Historic yield | 0.58% |
| Fund size (31/07/2024) | £666.80m |
| Number of holdings | 47 |
| Ongoing Charges | 0.92% |
| Launch date | 08/04/2009 |

Fund Charges

| | |
|-----------------|-------|
| Entry Charge | 0.00% |
| Ongoing Charges | 0.92% |

Fund Background

| | |
|---------------------|----------------|
| Valuation frequency | Daily |
| Valuation point | 12:00 |
| Fund type | OEIC |
| Launch price | £1.00 |
| Fund currency | Pound Sterling |
| Fund domicile | United Kingdom |
| ISA allowable | Yes |
| SIPP allowable | Yes |

Dealing

| | |
|-------------------------|---------|
| Minimum Investment | £500000 |
| Minimum Top Up | £50000 |
| Minimum Regular Saving | - |
| Settlement Period: Buy | 4 days |
| Settlement Period: Sell | 4 days |
| Pricing Basis | Forward |
| Dealing Decimals | 3 |

Distribution Dates

| Ex dividend date(s) | Income payment date(s) |
|---------------------|------------------------|
| 01 February | 31 March |
| 01 August | 30 September |

Aims

The fund aims to achieve long-term capital growth. The fund invests in a diversified portfolio of securities of issuers established or having significant operations in emerging economies and listed, traded or dealt in on regulated markets worldwide. The investment process will take account of sustainability themes and issues and requires positive engagement with companies in respect of these.

Performance



12.0% Stewart Investors Global Emerging Markets Sustainability B GBP Acc (TR)

Discrete performance - to last month end

| | 31/08/19 to 31/08/20 | 31/08/20 to 31/08/21 | 31/08/21 to 31/08/22 | 31/08/22 to 31/08/23 | 31/08/23 to 31/08/24 |
|------|----------------------|----------------------|----------------------|----------------------|----------------------|
| Fund | -0.1% | 22.0% | -8.6% | -4.6% | 5.3% |

Annualised performance

| | Annualised | | |
|------|---------------------|---------------------|----------------------|
| | 3 Years to 31/08/24 | 5 Years to 31/08/24 | 10 Years to 31/08/24 |
| Fund | -2.8% | 2.3% | 5.4% |

Fund Managers



Name: Jack Nelson
 Manager for: 7 years, 4 months

Ratings

FE Crown




Group Details

| | |
|-------------------|--|
| Group name | Stewart Investors (First Sentier Investors) (UK) |
| Group address | Finsbury Circus House 15 Finsbury Circus London EC2M 7EB |
| Group telephone | 020 7332 6500 |
| Dealing telephone | - |
| Email | - |
| Homepage | www.firstsentierinvestors.com |
| Fax number | - |

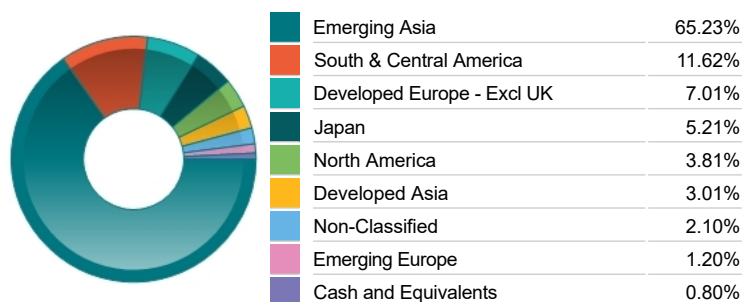
Top 10 Holdings

| Name | % Weight | Sector | Country |
|--|----------|--------------------------------------|-------------|
| 1 MAHINDRA & MAHINDRA LTD | 8.02% | Automobiles & Parts | India |
| 2 TAIWAN SEMICONDUCTOR MANUFACTURING COMPANY LIMITED | 5.81% | Technology Hardware & Equipment | Taiwan |
| 3 TUBE INVESTMENTS OF INDIA | 5.21% | Industrial Metals & Mining | India |
| 4 HDFC BANK LIMITED | 4.81% | Banks | India |
| 5 TATA CONSULTANCY SERVICES LIMITED | 4.71% | Software & Computer Services | India |
| 6 RAIA DROGASIL SA | 3.51% | Personal Care, Drug & Grocery Stores | Brazil |
| 7 WEG S.A. | 3.11% | Industrial Engineering | Brazil |
| 8 SAMSUNG ELECTRONICS CO. LTD | 3.11% | Telecommunications Equipment | South Korea |
| 9 UNICHARM CORP | 3.11% | Personal Care, Drug & Grocery Stores | Japan |
| 10 GLOBANT SA | 2.81% | Software & Computer Services | Luxembourg |

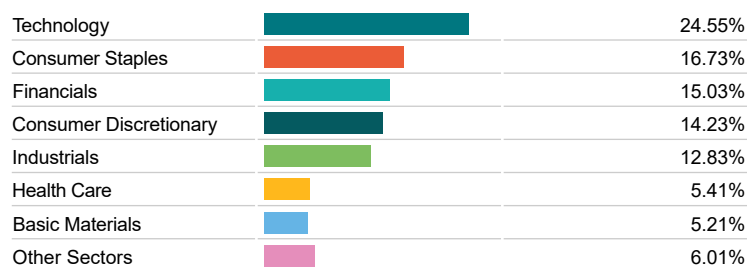
Asset Allocation



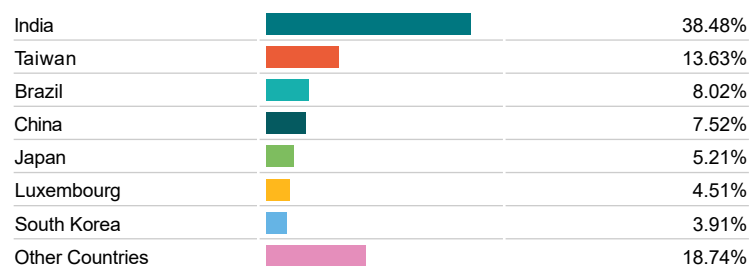
Regional Allocation



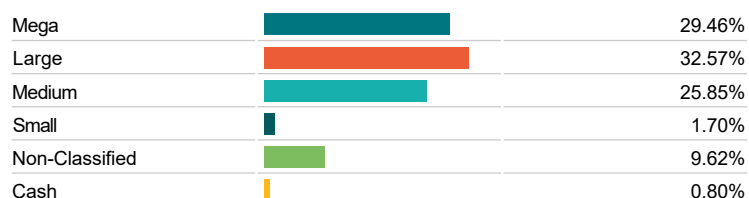
Equity Sector Breakdown



Top Country Breakdown



Breakdown By Market Cap (%)



Fixed Interest Currencies

