

Benchmark

| | |
|--------------------|--|
| Benchmark | MSCI Europe ex UK Small Cap (Total Net Return) Index |
| Benchmark Category | - |
| IA Sector | European Smaller Companies |

Identification Codes

| | |
|------------|--------------|
| Sedol Code | B7NB1W7 |
| Mex Code | BATFIC |
| Isin Code | GB00B7NB1W76 |
| Citi Code | G60A |

Fund Overview

| | |
|------------------------|------------|
| Mid (30/08/2024) | 4704.00p |
| Historic yield | 0.62% |
| Fund size (30/11/2023) | £48.68m |
| Number of holdings | 99 |
| Ongoing Charges | 0.81% |
| Launch date | 29/08/2012 |

Fund Charges

| | |
|-----------------|-------|
| Entry Charge | 0.00% |
| Ongoing Charges | 0.81% |

Fund Background

| | |
|---------------------|----------------|
| Valuation frequency | Daily |
| Valuation point | 12:00 |
| Fund type | Unit Trust |
| Launch price | £1.00 |
| Fund currency | Pound Sterling |
| Fund domicile | United Kingdom |
| ISA allowable | Yes |
| SIPP allowable | Yes |

Dealing

| | |
|-------------------------|-----------|
| Minimum Investment | £10000000 |
| Minimum Top Up | £500 |
| Minimum Regular Saving | - |
| Settlement Period: Buy | 3 days |
| Settlement Period: Sell | 3 days |
| Pricing Basis | Forward |
| Dealing Decimals | 2 |

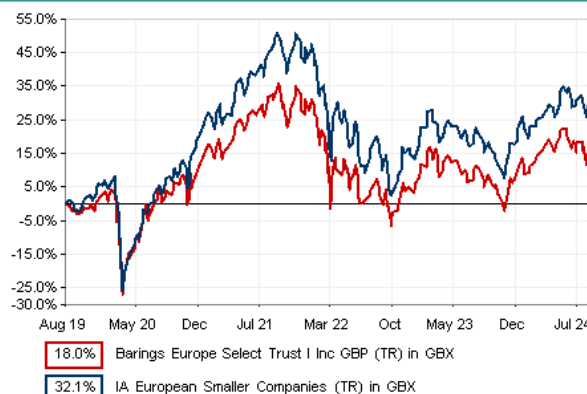
Distribution Dates

| Ex dividend date(s) | Income payment date(s) |
|---------------------|------------------------|
| 01 March | 30 April |
| 02 September | 31 October |

Aims

The Trust aims to provide a total return, including both capital growth and dividend income (after fees have been deducted), in excess of the MSCI Europe ex UK Small Cap (Total Net Return) Index over a rolling five year period by investing in equity and equity related securities in Europe excluding the United Kingdom.

Performance



Discrete performance - to last month end

| | 31/08/19 to 31/08/20 | 31/08/20 to 31/08/21 | 31/08/21 to 31/08/22 | 31/08/22 to 31/08/23 | 31/08/23 to 31/08/24 |
|----------|----------------------|----------------------|----------------------|----------------------|----------------------|
| Fund | 3.1% | 30.2% | -24.5% | 7.4% | 8.5% |
| Sector | 7.8% | 39.3% | -25.1% | 5.3% | 11.5% |
| Rank | 21/25 | 25/26 | 14/26 | 10/26 | 22/26 |
| Quartile | 4 | 4 | 3 | 2 | 4 |

Annualised performance

| | Annualised | | |
|----------|---------------------|---------------------|----------------------|
| | 3 Years to 31/08/24 | 5 Years to 31/08/24 | 10 Years to 31/08/24 |
| Fund | -4.2% | 3.4% | 8.8% |
| Sector | -4.2% | 5.7% | 8.0% |
| Rank | 16/26 | 25/25 | 8/19 |
| Quartile | 3 | 4 | 2 |

Fund Managers



Name: Rosie Simmonds William Cuss Nicholas Williams Colin Riddles
 Manager for: 7 years, 11 months 4 years, 6 months 19 years, 7 months 7 years, 11 months

Ratings

FE Crown



Group Details

| | |
|-------------------|--|
| Group name | Barings Fund Managers Limited |
| Group address | PO Box 831 155 Bishopsgate London EC2M 3YS |
| Group telephone | 020 7214 1004 |
| Dealing telephone | 020 7214 1004 |
| Email | uk.sales@barings.com |
| Homepage | www.barings.com |
| Fax number | 020 7214 1655 |

Important Information

- Source of portfolio data: Broadridge. Source of performance data: FE fundinfo. We can't predict the future. Past performance isn't a guide to future performance. The figures shown are intended only to demonstrate performance history of the fund, after allowing for the impact of ongoing charges, but take no account of product charges. Ongoing charges may vary in the future and may be higher than they are now. Fund performance is based upon the movement of the daily price and is shown as total return in GBP with income reinvested. The value of your investment can go down as well as up so you might get back less than you put in. This factsheet is for information purposes only. If there is information or terminology included that you would like to discuss, then please contact an adviser. Investors should refer to their policy documentation and supporting brochures for fund availability, investment strategy, any product information and charges. Every care has been taken in populating this output, however it must be appreciated that neither Broadridge, Prudential nor their sources guarantee the accuracy, adequacy or completeness of this information or make any warranties regarding results from its usage.

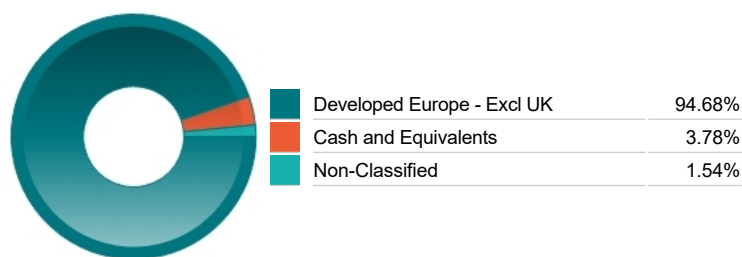
Top 10 Holdings

| Name | % Weight | Sector | Country |
|----------------------------|----------|------------------------------|-------------|
| 1 BANCA GENERALI | 1.83% | Banks | Italy |
| 2 ACCELLERON INDUSTRIES AG | 1.81% | Industrial Engineering | Switzerland |
| 3 ELIS | 1.80% | Industrial Support Services | France |
| 4 ARCADIS N.V. | 1.72% | Construction & Materials | Netherlands |
| 5 CARGOTEC CORP | 1.67% | Industrial Transportation | Finland |
| 6 PANDORA A/S | 1.66% | Personal Goods | Denmark |
| 7 TECAN GROUP AG | 1.65% | Medical Equipment & Services | Switzerland |
| 8 BAWAG GROUP AG | 1.62% | Banks | Austria |
| 9 ASR NEDERLAND N.V. | 1.60% | Non-life Insurance | Netherlands |
| 10 BANCO DE SABADELL SA | 1.58% | Banks | Spain |

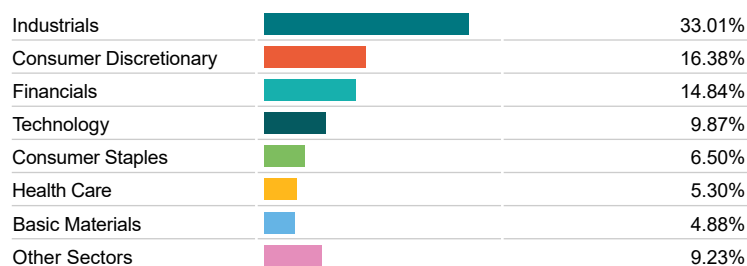
Asset Allocation



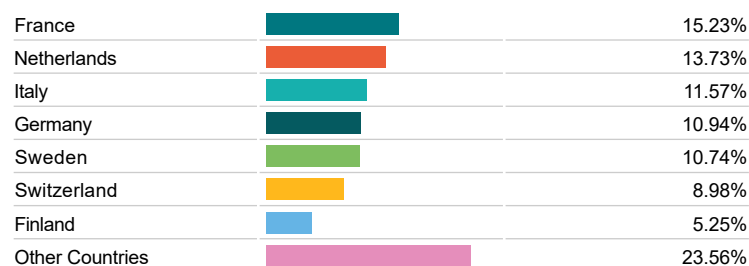
Regional Allocation



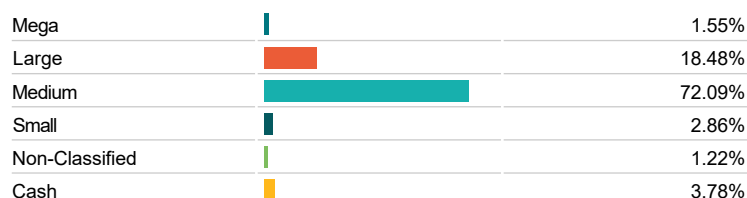
Equity Sector Breakdown



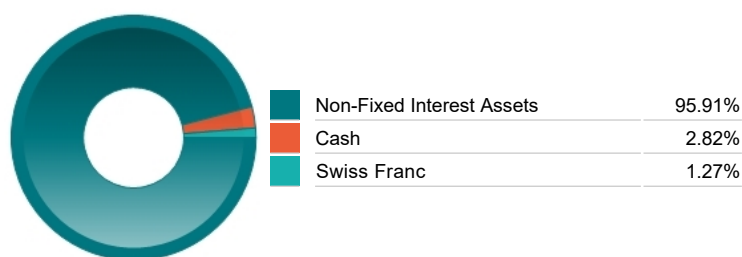
Top Country Breakdown



Breakdown By Market Cap (%)



Fixed Interest Currencies



Important Information

- The Industry Classification Benchmark is a product of FTSE International Limited and has been licensed for use. "Prudential" is a trading name of The Prudential Assurance Company Limited, which is registered in England and Wales. Registered office at 10 Fenchurch Avenue, London EC3M 5AG. Registered number 15454. Authorised by the Prudential Regulation Authority and regulated by the Financial Conduct Authority and the Prudential Regulation Authority.