

Benchmark

Benchmark	No Benchmark
Benchmark Category	-
IA Sector	£ Strategic Bond

Identification Codes

Sedol Code	0765600
Mex Code	HEPBIA
Isin Code	GB0007656001
Citi Code	TU05

Fund Overview

Mid (18/03/2021)	169.50p
Distribution yield	4.00%
Underlying yield	3.40%
Fund size (31/05/2022)	£344.22m
Number of holdings	4962
Ongoing Charges	0.69%
Launch date	04/09/2000

Fund Charges

Entry Charge	0.00%
Ongoing Charges	0.69%

Fund Background

Valuation frequency	Daily
Valuation point	12:00
Fund type	OEIC
Launch price	£0.48
Fund currency	Pound Sterling
Fund domicile	United Kingdom
ISA allowable	Yes
SIPP allowable	Yes

Dealing

Minimum Investment	£3000000
Minimum Top Up	£10000
Minimum Regular Saving	-
Settlement Period: Buy	4 days
Settlement Period: Sell	4 days
Pricing Basis	Forward
Dealing Decimals	4

Distribution Dates

Ex dividend date(s)	Income payment date(s)
01 January	28 February
01 April	31 May
01 July	31 August
01 October	30 November

Aims

To provide a return by investing primarily in sterling denominated preference shares, government securities, corporate bonds, Eurobonds and other bonds. The Fund may invest in other transferable securities, money market instruments, derivatives and forward transactions, deposits and units in collective investment schemes.

Performance

No data available! Please enter a valid code!

Fund Managers



Name: Rebecca Young  
Manager for: 11 years, 9 months



Name: Jenna Barnard  
Manager for: 12 years, 1 months



Name: John Pattullo  
Manager for: 19 years, 10 months

Ratings

FE Crown



Group Details

Group name	Janus Henderson Investors
Group address	PO Box 9023 Chelmsford CM99 2WB
Group telephone	0800 832 832
Dealing telephone	0845 608 8703
Email	support@henderson.com
Homepage	www.henderson.com
Fax number	0870 888 3094

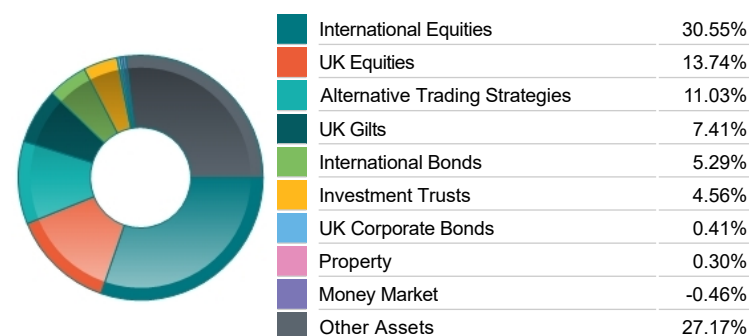
Important Information

- Source of portfolio data: Broadridge. Source of performance data: FE fundinfo. We can't predict the future. Past performance isn't a guide to future performance. The figures shown are intended only to demonstrate performance history of the fund, after allowing for the impact of ongoing charges, but take no account of product charges. Ongoing charges may vary in the future and may be higher than they are now. Fund performance is based upon the movement of the daily price and is shown as total return in GBP with income reinvested. The value of your investment can go down as well as up so you might get back less than you put in.
- This factsheet is for information purposes only. If there is information or terminology included that you would like to discuss, then please contact an adviser. Investors should refer to their policy documentation and supporting brochures for fund availability, investment strategy, any product information and charges. Every care has been taken in populating this output, however it must be appreciated that neither Broadridge, Prudential nor their sources guarantee the accuracy, adequacy or completeness of this information or make any warranties regarding results from its usage

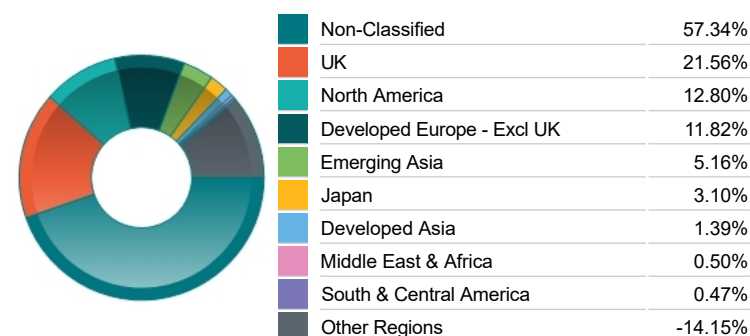
## Top 10 Holdings

Name	% Weight	Sector	Country
1 ICE FTSE 100 INDEX JUN22 (17/06/2022)	5.22%	Non-Classified	Non-Classified
2 ½% Treasury Gilt 2026	1.37%	Bonds	United Kingdom
3 ¾% Treasury Gilt 2029	1.36%	Bonds	United Kingdom
4 ¾% Green Gilt 2033	1.27%	Bonds	United Kingdom
5 EUX EURO STOXX 50 INDEX JUN22 (17/06/2022)	1.02%	Non-Classified	Non-Classified
6 1¾% Treasury Gilt 2049	0.99%	Bonds	United Kingdom
7 1¼% Treasury Gilt 2027	0.91%	Bonds	United Kingdom
8 1½ Treasury 2039	0.87%	Bonds	United Kingdom
9 RELX	0.84%	Media	United Kingdom
10 LONDON STOCK EXCHANGE GROUP	0.81%	Finance & Credit Services	United Kingdom

## Asset Allocation



## Regional Allocation



## Bond Sector Breakdown

Non-Classified	41.81%
Bonds	13.11%
Financials	11.25%
Alternative Trading Strategies	11.03%
Consumer Discretionary	7.13%
Industrials	6.26%
Technology	6.17%
Other Sectors	3.25%

## Top Country Breakdown

Non-Classified	57.34%
United Kingdom	21.56%
United States	12.64%
Japan	3.10%
France	2.65%
Netherlands	2.46%
Switzerland	1.70%
Other Countries	-1.46%

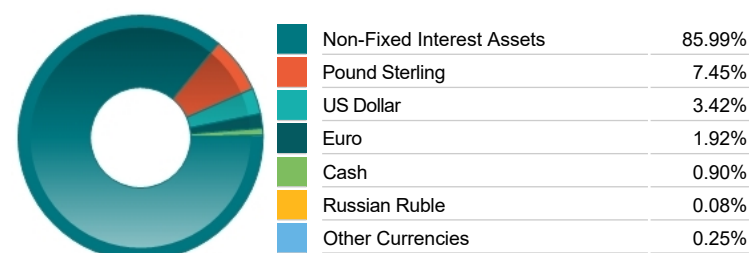
## Fixed Interest Quality Profile

AAA	0.10%
AA	7.43%
A	0.26%
BBB	0.74%
Sub-Investment Grade	2.67%
Unknown Quality	1.92%
Cash and Equivalents	-14.97%
Other Asset Types	101.86%

## Fixed Interest Maturity Profile

< 5Yr Maturity	2.92%
5Yr - 10Yr Maturity	5.36%
10Yr - 15Yr Maturity	1.54%
> 15Yr Maturity	3.29%
Cash And Equivalents	-14.97%
Unknown Maturity	8.24%
Other Asset Types	93.62%

## Fixed Interest Currencies



## Important Information

- The Industry Classification Benchmark is a product of FTSE International Limited and has been licensed for use.
- "Prudential" is a trading name of The Prudential Assurance Company Limited, which is registered in England and Wales. Registered office at 10 Fenchurch Avenue, London EC3M5AG. Registered number 15454. Authorised by the Prudential Regulation Authority and regulated by the Financial Conduct Authority and the Prudential Regulation Authority.