

Benchmark

Benchmark	Not benchmarked
ABI Sector	Unclassified

Identification Codes

Sedol Code	B52YRH0
Mex Code	PUPRPA
Isin Code	GB00B52YRH03
Citi Code	HSU5

Fund Overview

Bid (02/04/2025)	244.30
Offer	n/a
Fund size	-
Launch date	25/11/2009

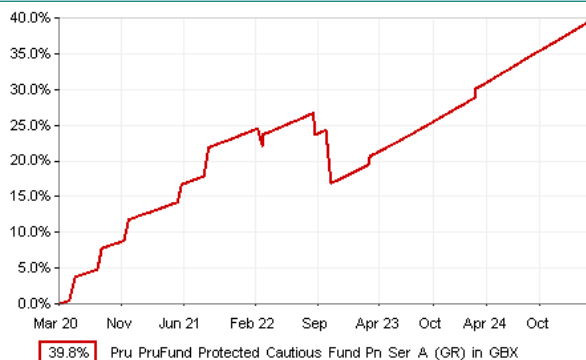
Fund Charges

Annual Management Charge (AMC)	1.38%
Further Costs	0.28%
Yearly Total	1.66%

Aims

Objective: The fund aims to produce growth over the medium to long term (5 to 10 years or more) using a cautious approach to investing while smoothing some of the ups and downs of short-term investment performance. The fund spreads investment risk by investing in a range of different asset types, which currently includes UK and international equities, property, fixed interest securities, index-linked securities, cash and other specialist investments. The cautious approach to investment means the fund aims to invest 50-75% in fixed interest securities, index-linked securities and cash, although we may occasionally move outside this range to meet the fund objectives.

Performance



Discrete performance - to last month end

	31/03/20 to 31/03/21	31/03/21 to 31/03/22	31/03/22 to 31/03/23	31/03/23 to 31/03/24	31/03/24 to 31/03/25
Fund	13.6%	9.3%	-2.4%	7.9%	6.8%

Annualised performance

	Annualised		
	3 Years to 31/03/25	5 Years to 31/03/25	10 Years to 31/03/25
Fund	4.0%	6.9%	5.0%

Fund Managers




































Name: M&G Treasury & Investment Office
 Manager of the underlying fund for: 10 years, 3 months

Important Information

- Because of changes in exchange rates the value of your investment, as well as any money you take from it, can go down as well as up.
- We can't predict the future. Past Performance isn't a guide to future performance. For the range of PruFund funds, what you receive will depend on the value of the underlying investments, the smoothing process, our charges, and when you take your money out.
- The capital guarantee, if applicable, is applied at the end of the guarantee term specified in your personal illustration document. The guarantees we provide are backed by the Prudential Assurance Company Limited (PAC) With-Profits Fund. We do not use a third party to back our guarantees. Some guarantees are currently closed to new investments.
- Source of portfolio data: Broadridge. Source of performance data: FE fundinfo. We can't predict the future. Past performance isn't a guide to future performance. The figures shown are intended only to demonstrate performance history of the fund, after allowing for the impact of fund charges and further costs, but take no account of product charges, or any Annual Management Charge paid for by the deduction of units. Charges and further costs may vary in the future and may be higher than they are now. Fund performance is based upon the movement of the daily price and is shown as total return in GBP with gross income reinvested. The value of your investment can go down as well as up so you might get back less than you put in.
- This factsheet is for information purposes only. If there is information or terminology included that you would like to discuss, then please contact an adviser. Investors should refer to their policy documentation and supporting brochures for fund availability, investment strategy, any product information and charges. Every care has been taken in populating this output, however it must be appreciated that neither Broadridge, Prudential nor their sources guarantee the accuracy, adequacy or completeness of this information or make any warranties regarding results from its usage.

Asset Allocation

Name		% Weight
UK Investment Grade		10.00%
Asia Fixed Interest		10.00%
US Investment Grade		9.60%
Private High Yield		6.50%
UK Real Estate		6.10%
UK Equities		5.40%
Emerging Market Debt		4.10%
Private Equity		3.80%
UK High Yield		3.70%
North American Equities		3.60%
US Treasury		3.20%
Europe Investment Grade		3.10%
Infrastructure		3.00%
Tactical Investment Opportunities		2.40%
European Equities		2.30%
Asia ex. Japan Equities		2.00%
Cash & Equivalents		2.00%
Asia Real Estate		1.90%
Europe High Yield		1.70%
Convertibles		1.60%
Japanese Equities		1.50%
Africa Fixed Interest		1.50%
China Equities		1.40%
Lower Risk Private Credit		1.30%
Other Factors		1.30%
Europe ex UK Real Estate		1.20%
North America Real Estate		1.20%
Middle East and Africa Equities		1.10%
Global Emerging Markets Equities		0.90%
India Equities		0.80%
US High Yield		0.70%
Global High Yield		0.70%
Commodities		0.40%

Important Information

- Because of changes in exchange rates the value of your investment, as well as any money you take from it, can go down as well as up. We can't predict the future. Past Performance isn't a guide to future performance. For the range of PruFund funds, what you receive will depend on the value of the underlying investments, the smoothing process, our charges, and when you take your money out.
- The capital guarantee, if applicable, is applied at the end of the guarantee term specified in your personal illustration document. The guarantees we provide are backed by the Prudential Assurance Company Limited (PAC) With-Profits Fund. We do not use a third party to back our guarantees. Some guarantees are currently closed to new investments.

Commentary

31 December 2024 The quarter witnessed significant equity rallies and bond sell-offs, driven by central bank manoeuvres and political developments. Global government bond prices fell 5.4% despite widespread rate cuts. US government bonds experienced significant election-induced volatility, with the benchmark 10-year Treasury ending the quarter down 5.0% as the yield rose to 4.6% from 3.8%. A 'tax and spend' budget by the new Labour government, which sparked concerns over growth and inflation, put pressure on UK gilts. European bonds were influenced by political turmoil, with Italian government bonds outperforming French and German. Corporate bonds performed better than government debt.

Equity markets experienced a significant rally following the US presidential election. The FTSE World Index advanced 6.5%, culminating in a year-end return of 20.1%. US equities reached new highs post-election with the S&P 500 rising 5.9% in November. Over the quarter, the S&P 500 advanced 2.4%, resulting in an annual return of 25% (in US dollars). In the UK, the FTSE 100 Index delivered a small decline (0.2%) but finished the year with a total increase of 9.7%. European, Asian ex Japan and emerging market equities were among the weakest regions. From a sector standpoint, financials and technology outperformed the global market.

The US dollar experienced a strong rally following Trump's win. In the commodities market, Brent crude oil ended down 3.8%. Conversely, gold prices surged 27.1% in 2024.

The M&G Treasury & Investment Office (T&IO) outlook is cautious as much uncertainty remains.

Important Information

- Prudential' is a trading name of The Prudential Assurance Company Limited, which is registered in England and Wales. Registered office at 10 Fenchurch Avenue, London EC3M 5AG. Registered number 15454. Authorised by the Prudential Regulation Authority and regulated by the Financial Conduct Authority and the Prudential Regulation Authority.