

**Benchmark**

Benchmark	1/3 JPM EMBI Global Diversified Index, 1/3 JPM CEMBI Broad Diversified Index, 1/3 JPM GBI-EM Global Diversified Index
Benchmark Category	Target
IA Sector	Global Emerging Markets Bond

**Identification Codes**

Sedol Code	BK7XX79
Mex Code	-
Isin Code	GB00BK7XX793
Citi Code	QGN8

**Fund Overview**

Mid (23/08/2024)	75.67p
Distribution yield	7.81%
Underlying yield	7.23%
Fund size (31/05/2024)	£1744.21m
Number of holdings	468
Ongoing Charges	0.58%
Launch date	15/10/1999

**Fund Charges**

Entry Charge	0.00%
Ongoing Charges	0.58%

**Fund Background**

Valuation frequency	Daily
Valuation point	12:00
Fund type	OEIC
Launch price	\$0.50
Fund currency	Pound Sterling
Fund domicile	United Kingdom
ISA allowable	Yes
SIPP allowable	Yes

**Dealing**

Minimum Investment	-
Minimum Top Up	-
Minimum Regular Saving	-
Settlement Period: Buy	-
Settlement Period: Sell	-
Pricing Basis	None
Dealing Decimals	-

**Aims**

Investment objective The Fund aims to provide a higher total return (the combination of capital growth and income), net of the Ongoing Charge Figure, than that of a composite index over any five-year period. The composite index is made up of one third JPM EMBI Global Diversified Index, one third JPM CEMBI Broad Diversified Index and one third JPM GBI-EM Global Diversified Index.

**Performance**



**Discrete performance - to last month end**

	31/07/19 to 31/07/20	31/07/20 to 31/07/21	31/07/21 to 31/07/22	31/07/22 to 31/07/23	31/07/23 to 31/07/24
Fund	n/a	1.5%	-7.5%	9.8%	6.6%
Sector	-4.3%	0.7%	-9.0%	5.6%	6.4%
Rank	16/17	14/17	3/17	6/17	7/18
Quartile	4	4	1	2	2

**Annualised performance**

	3 Years to 31/07/24	Annualised 5 Years to 31/07/24	Annualised 10 Years to 31/07/24
Fund	2.7%	n/a	n/a
Sector	0.7%	-0.3%	3.0%
Rank	2/17	6/17	n/a
Quartile	1	2	n/a

**Fund Managers**



Name: Claudia Calich  
Manager for: 10 years, 8 months

**Ratings**

FE Crown



**Group Details**

Group name	M&G Investments
Group address	10 Fenchurch Avenue London EC3M 5AG United Kingdom
Group telephone	0800 390 390
Dealing telephone	0800 328 3196
Email	info@mandg.co.uk
Homepage	www.mandg.co.uk
Fax number	-


**Important Information**

- Source of portfolio data: Broadridge. Source of performance data: FE fundinfo. We can't predict the future. Past performance isn't a guide to future performance. The figures shown are intended only to demonstrate performance history of the fund, after allowing for the impact of ongoing charges, but take no account of product charges. Ongoing charges may vary in the future and may be higher than they are now. Fund performance is based upon the movement of the daily price and is shown as total return in GBP with income reinvested. The value of your investment can go down as well as up so you might get back less than you put in. This factsheet is for information purposes only. If there is information or terminology included that you would like to discuss, then please contact an adviser. Investors should refer to their policy documentation and supporting brochures for fund availability, investment strategy, any product information and charges. Every care has been taken in populating this output, however it must be appreciated that neither Broadridge, Prudential nor their sources guarantee the accuracy, adequacy or completeness of this information or make any warranties regarding results from its usage.

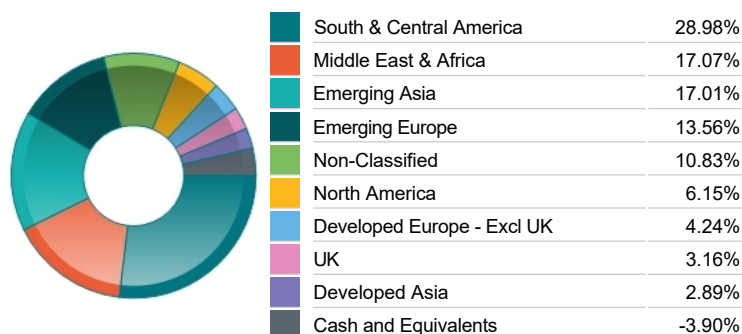
Top 10 Holdings

Name	% Weight	Sector	Country
1 MEXICO (UNITED MEXICAN STATES) (GO 8.5% 18/11/2038	2.85%	Bonds	Mexico
2 BRAZIL FEDERATIVE REPUBLIC OF (GOV 1% 01/01/2029	2.74%	Bonds	Brazil
3 URUGUAY (ORIENTAL REPUBLIC OF) 3.875% 02/07/2040	1.56%	Bonds	Uruguay
4 SINGAPORE (REPUBLIC OF) 3% 01/09/2024	1.54%	Bonds	Singapore
5 MALAYSIA (GOVERNMENT) 3.885% 15/08/2029	1.53%	Bonds	Malaysia
6 TREASURY NOTE 4.625% 28/02/2025	1.33%	Bonds	United States
7 SOUTH AFRICA (REPUBLIC OF) 8.75% 28/02/2048	1.32%	Bonds	South Africa
8 SOUTH AFRICA (REPUBLIC OF) 8.875% 28/02/2035	1.21%	Bonds	South Africa
9 PERU (REPUBLIC OF) 6.15% 12/08/2032	1.13%	Bonds	Peru
10 POLAND (REPUBLIC OF) 6% 25/10/2033	1.02%	Bonds	Poland

Asset Allocation



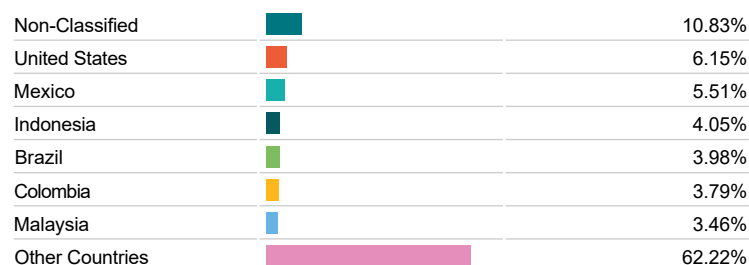
Regional Allocation



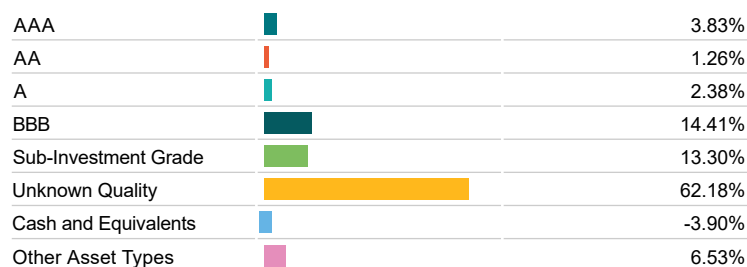
Bond Sector Breakdown



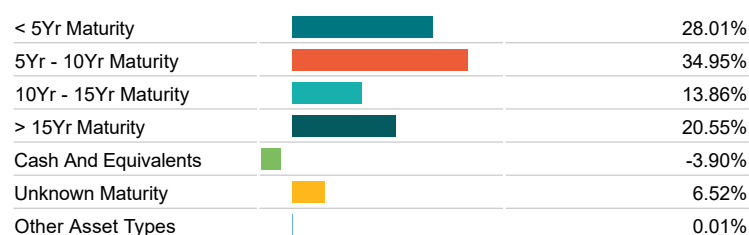
Top Country Breakdown



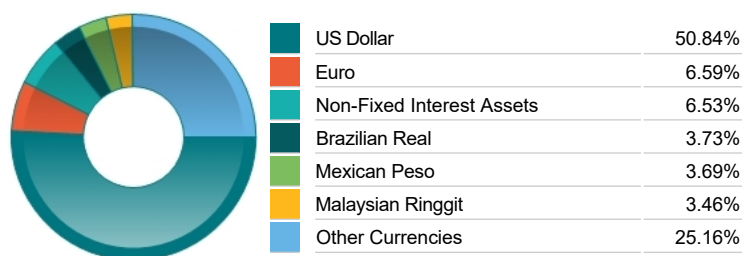
Fixed Interest Quality Profile



Fixed Interest Maturity Profile



Fixed Interest Currencies



Important Information

- The Industry Classification Benchmark is a product of FTSE International Limited and has been licensed for use. "Prudential" is a trading name of The Prudential Assurance Company Limited, which is registered in England and Wales. Registered office at 10 Fenchurch Avenue, London EC3M 5AG. Registered number 15454. Authorised by the Prudential Regulation Authority and regulated by the Financial Conduct Authority and the Prudential Regulation Authority.