

## Benchmark

Benchmark	MSCI Indian Index
Benchmark Category	-
IA Sector	India/Indian Subcontinent

## Identification Codes

Sedol Code	B1FXTG9
Mex Code	CFISBA
Isin Code	GB00B1FXTG93
Citi Code	I271

## Fund Overview

Mid (20/12/2024)	512.77p
Historic yield	0.00%
Fund size (30/11/2024)	£721.00m
Number of holdings	34
Ongoing Charges	0.93%
Launch date	09/11/2012

## Fund Charges

Entry Charge	0.00%
Ongoing Charges	0.93%

## Fund Background

Valuation frequency	Daily
Valuation point	12:00
Fund type	OEIC
Launch price	£1.00
Fund currency	Pound Sterling
Fund domicile	United Kingdom
ISA allowable	Yes
SIPP allowable	Yes

## Dealing

Minimum Investment	£500000
Minimum Top Up	£50000
Minimum Regular Saving	-
Settlement Period: Buy	4 days
Settlement Period: Sell	4 days
Pricing Basis	Forward
Dealing Decimals	3

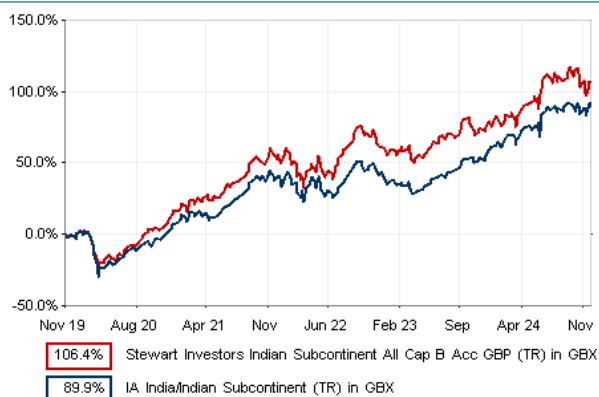
## Distribution Dates

Ex dividend date(s)	Income payment date(s)
01 February	31 March
01 August	30 September

## Aims

The Fund aims to achieve long-term capital growth. The Fund will comprise investments in a diversified portfolio of companies of the Indian subcontinent. The Fund concentrates on securities that are listed, traded or dealt in on regulated markets in the Indian subcontinent and instruments issued by companies established, operating or having a predominant part of their economic activities in the Indian subcontinent and listed on other regulated markets.

## Performance



## Discrete performance - to last month end

	30/11/19 to 30/11/20	30/11/20 to 30/11/21	30/11/21 to 30/11/22	30/11/22 to 30/11/23	30/11/23 to 30/11/24
Fund	11.1%	38.3%	8.1%	5.1%	18.2%
Sector	2.6%	34.4%	6.0%	5.3%	23.5%
Rank	3/23	9/25	7/25	17/25	22/26
Quartile	1	2	1	3	4

## Annualised performance

	3 Years to 30/11/24	5 Years to 30/11/24	10 Years to 30/11/24
Fund	10.3%	15.6%	12.2%
Sector	11.3%	13.7%	11.2%
Rank	11/25	7/23	2/15
Quartile	2	2	1

## Fund Managers



Name: David Gait Sashi Reddy  
 Manager for: 16 years, 5 months 16 years, 5 months

## Ratings

FE Crown



## Group Details

Group name	Stewart Investors (First Sentier Investors) (UK)
Group address	Finsbury Circus House 15 Finsbury Circus London EC2M 7EB
Group telephone	020 7332 6500
Dealing telephone	-
Email	-
Homepage	www.firstsentierinvestors.com
Fax number	-

## Important Information

- Source of portfolio data: Broadridge. Source of performance data: FE fundinfo. We can't predict the future. Past performance isn't a guide to future performance. The figures shown are intended only to demonstrate performance history of the fund, after allowing for the impact of ongoing charges, but take no account of product charges. Ongoing charges may vary in the future and may be higher than they are now. Fund performance is based upon the movement of the daily price and is shown as total return in GBP with income reinvested. The value of your investment can go down as well as up so you might get back less than you put in.
- This factsheet is for information purposes only. If there is information or terminology included that you would like to discuss, then please contact an adviser. Investors should refer to their policy documentation and supporting brochures for fund availability, investment strategy, any product information and charges. Every care has been taken in populating this output, however it must be appreciated that neither Broadridge, Prudential nor their sources guarantee the accuracy, adequacy or completeness of this information or make any warranties regarding results from its usage.

**Top 10 Holdings**

Name	% Weight	Sector	Country
1 MAHINDRA & MAHINDRA LTD	8.90%	Automobiles & Parts	India
2 TUBE INVESTMENTS OF INDIA LIMITED	6.20%	Industrial Metals & Mining	India
3 TRIVENI TURBINE LTD	5.80%	Industrial Engineering	India
4 CHOLAMANDALAM FINANCIAL HOLDINGS LIMITED	4.90%	Finance & Credit Services	India
5 BLUE DART EXPRESS	4.80%	Industrial Transportation	India
6 HDFC BANK LIMITED	4.60%	Banks	India
7 AAVAS FINANCIERS LTD	4.20%	Finance & Credit Services	India
8 DR. REDDY'S LABORATORIES LIMITED	3.40%	Pharmaceuticals & Biotechnology	India
9 CG POWER & INDL SOLUTIONS LTD	3.30%	Electronic & Electrical Equipment	India
10 TECH MAHINDRA	3.00%	Software & Computer Services	India

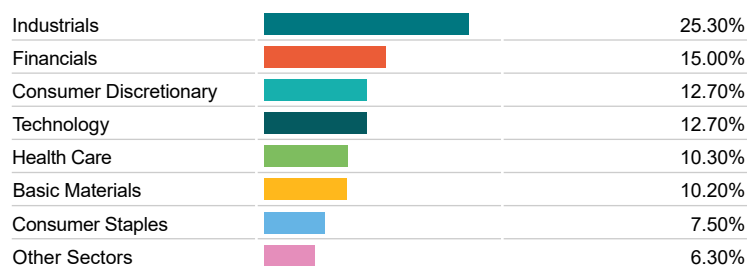
**Asset Allocation**



**Regional Allocation**



**Equity Sector Breakdown**



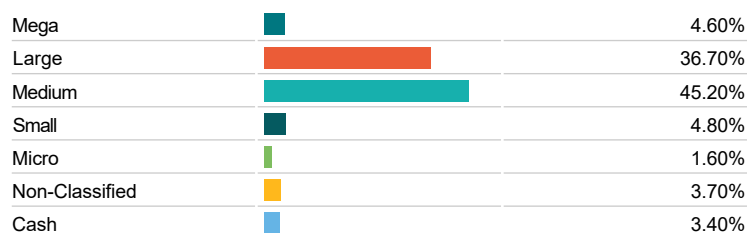
**Top Country Breakdown**



**Fixed Interest Currencies**



**Breakdown By Market Cap (%)**



**Important Information**

- The Industry Classification Benchmark is a product of FTSE International Limited and has been licensed for use.
- "Prudential" is a trading name of The Prudential Assurance Company Limited, which is registered in England and Wales. Registered office at 10 Fenchurch Avenue, London EC3M 5AG. Registered number 15454. Authorised by the Prudential Regulation Authority and regulated by the Financial Conduct Authority and the Prudential Regulation Authority.