

## Benchmark

Benchmark	FTSE All-Share Index TR
Benchmark Category	-
IA Sector	UK Equity Income

## Identification Codes

Sedol Code	B2PLJH1
Mex Code	PKAIIA
Isin Code	GB00B2PLJH12
Citi Code	BUH7

## Fund Overview

Mid (30/08/2024)	693.43p
Historic yield	4.03%
Fund size (30/04/2024)	£4637.14m
Number of holdings	47
Ongoing Charges	0.80%
Launch date	07/03/2008

## Fund Charges

Entry Charge	0.00%
Ongoing Charges	0.80%

## Fund Background

Valuation frequency	Daily
Valuation point	12:00
Fund type	Unit Trust
Launch price	100.00p
Fund currency	Pound Sterling
Fund domicile	United Kingdom
ISA allowable	Yes
SIPP allowable	Yes

## Dealing

Minimum Investment	£10000
Minimum Top Up	£250
Minimum Regular Saving	-
Settlement Period: Buy	4 days
Settlement Period: Sell	4 days
Pricing Basis	Forward
Dealing Decimals	3

## Distribution Dates

Ex dividend date(s)	Income payment date(s)
01 May	30 June
01 November	31 December

## Aims

To grow both income and capital over a five year period.

## Performance




## Discrete performance - to last month end

	31/08/19 to 31/08/20	31/08/20 to 31/08/21	31/08/21 to 31/08/22	31/08/22 to 31/08/23	31/08/23 to 31/08/24
Fund	-11.6%	28.5%	-0.7%	5.7%	22.5%
Sector	-12.4%	31.3%	-2.7%	4.0%	18.2%
Rank	29/72	44/72	33/74	25/75	8/75
Quartile	2	3	2	2	1

## Annualised performance

	Annualised		
	3 Years to 31/08/24	5 Years to 31/08/24	10 Years to 31/08/24
Fund	8.8%	7.9%	7.1%
Sector	6.2%	6.6%	5.6%
Rank	15/74	13/72	4/62
Quartile	1	1	1

## Fund Managers



Name:	Adrian Frost	Nick Shenton	Andy Marsh
Manager for:	22 years, 8 months	11 years, 11 months	6 years, 7 months

## Ratings

FE Crown



## Group Details

Group name	Artemis Fund Managers Limited
Group address	Cassini House 57 St James's Street SW1A 1LD
Group telephone	0800 092 2051
Dealing telephone	0800 092 2090
Email	investorsupport@artemisfunds.com;
Homepage	www.artemisfunds.co.uk
Fax number	020 7399 6497

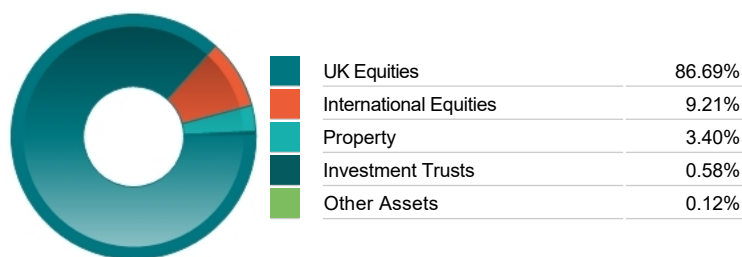
## Important Information

- Source of portfolio data: Broadridge. Source of performance data: FE fundinfo. We can't predict the future. Past performance isn't a guide to future performance. The figures shown are intended only to demonstrate performance history of the fund, after allowing for the impact of ongoing charges, but take no account of product charges. Ongoing charges may vary in the future and may be higher than they are now. Fund performance is based upon the movement of the daily price and is shown as total return in GBP with income reinvested. The value of your investment can go down as well as up so you might get back less than you put in. This factsheet is for information purposes only. If there is information or terminology included that you would like to discuss, then please contact an adviser. Investors should refer to their policy documentation and supporting brochures for fund availability, investment strategy, any product information and charges. Every care has been taken in populating this output, however it must be appreciated that neither Broadridge, Prudential nor their sources guarantee the accuracy, adequacy or completeness of this information or make any warranties regarding results from its usage.

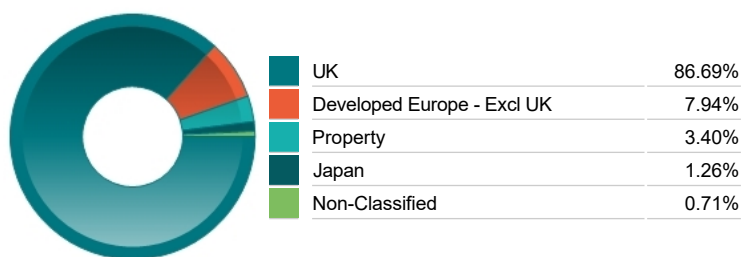
Top 10 Holdings

Name	% Weight	Sector	Country
1 3i Group Plc 3i Group Plc Ord GBP0.738636	5.65%	Investment Banking & Brokerage Services	United Kingdom
2 RELX	4.15%	Media	United Kingdom
3 INFORMA	4.09%	Media	United Kingdom
4 TESCO	4.02%	Personal Care, Drug & Grocery Stores	United Kingdom
5 PEARSON	3.99%	Media	United Kingdom
6 LONDON STOCK EXCHANGE GROUP	3.96%	Finance & Credit Services	United Kingdom
7 BP	3.87%	Non-Renewable Energy	United Kingdom
8 NEXT	3.82%	Retailers	United Kingdom
9 GSK	3.62%	Pharmaceuticals & Biotechnology	United Kingdom
10 WOLTERS KLUWER N.V.	3.48%	Media	Netherlands

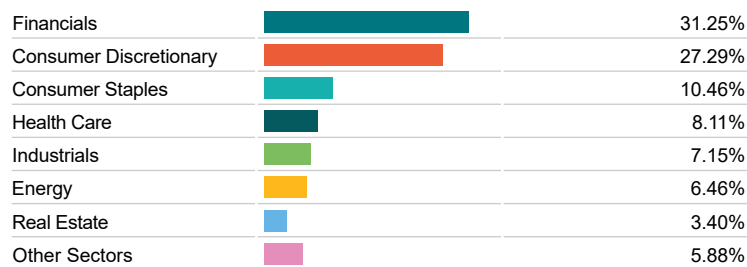
Asset Allocation



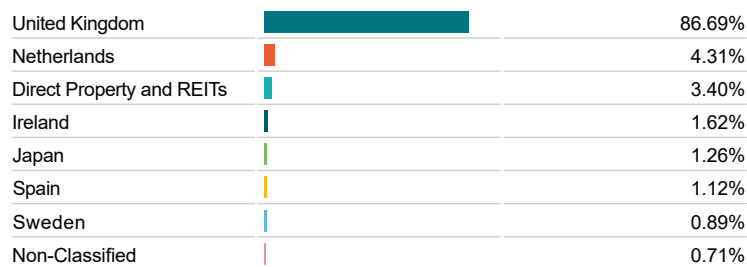
Regional Allocation



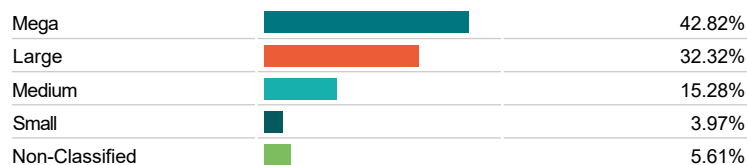
Equity Sector Breakdown



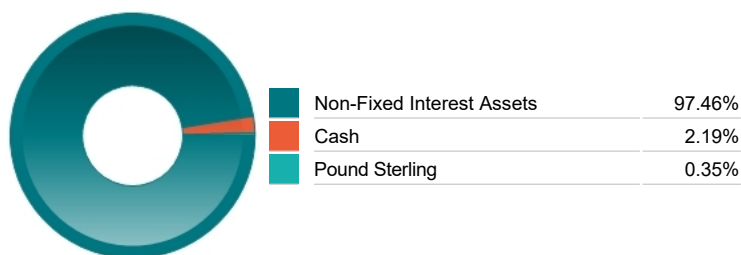
Top Country Breakdown



Breakdown By Market Cap (%)



Fixed Interest Currencies



Important Information

- The Industry Classification Benchmark is a product of FTSE International Limited and has been licensed for use. "Prudential" is a trading name of The Prudential Assurance Company Limited, which is registered in England and Wales. Registered office at 10 Fenchurch Avenue, London EC3M 5AG. Registered number 15454. Authorised by the Prudential Regulation Authority and regulated by the Financial Conduct Authority and the Prudential Regulation Authority.