

**Benchmark**

Benchmark	Not benchmarked
ABI Sector	Unclassified

**Identification Codes**

Sedol Code	B3BWBQ8
Mex Code	SBPDPT
Isin Code	IE00B3BWBQ86
Citi Code	DBT4

**Fund Overview**

Bid (02/04/2025)	2.97
Offer	n/a
Fund size	-
Launch date	25/11/2008

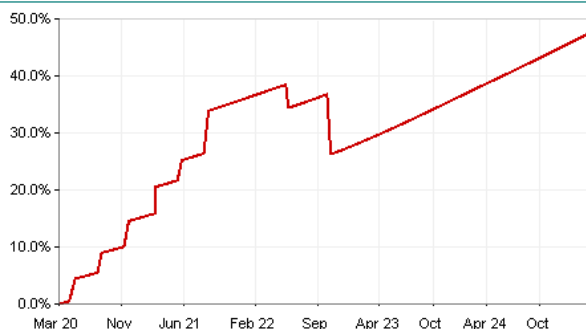
**Fund Charges**

Annual Management Charge (AMC)	1.20%
Further Costs	0.28%
<b>Yearly Total</b>	<b>1.48%</b>

**Aims**

The fund aims to produce growth over the medium to long-term (5 to 10 years or more) while smoothing some of the ups and downs of short-term investment performance. The fund spreads investment risk by investing in a range of different asset types, which currently includes European and international equities, property, fixed interest securities, index-linked securities and other specialist investments.

**Performance**



47.8% PIA PruFund Protected Growth Fund EUR Ser B (GR) in EUR

**Discrete performance - to last month end**

	31/03/20 to 31/03/21	31/03/21 to 31/03/22	31/03/22 to 31/03/23	31/03/23 to 31/03/24	31/03/24 to 31/03/25
Fund	21.1%	13.7%	-5.8%	6.8%	6.7%

**Annualised performance**

	Annualised		
	3 Years to 31/03/25	5 Years to 31/03/25	10 Years to 31/03/25
Fund	2.4%	8.1%	5.1%

**Fund Managers**


































Name: M&G Treasury & Investment Office  
 Manager of the underlying fund for: 16 years, 5 months

**Important Information**

- Because of changes in exchange rates the value of your investment, as well as any money you take from it, can go down as well as up.
- We can't predict the future. Past Performance isn't a guide to future performance. For the range of PruFund funds, what you receive will depend on the value of the underlying investments, the smoothing process, our charges, and when you take your money out.
- The capital guarantee, if applicable, is applied at the end of the guarantee term specified in your personal illustration document. The guarantees we provide are backed by the PAC With-Profits Fund. We do not use a third party to back our guarantees. Guarantees are currently closed to new investments.
- Source of portfolio data: Broadridge. Source of performance data: FE fundinfo. We can't predict the future. Past performance isn't a guide to future performance. The figures shown are intended only to demonstrate performance history of the fund, after allowing for the impact of fund charges and further costs, but take no account of product charges, or any Annual Management Charge paid for by the deduction of units. Charges and further costs may vary in the future and may be higher than they are now. Fund performance is based upon the movement of the daily price and is shown as total return in the fund's currency of denomination with gross income reinvested. The value of your investment can go down as well as up so you might get back less than you put in.
- This factsheet is for information purposes only. If there is information or terminology included that you would like to discuss, then please contact an adviser. Investors should refer to their policy documentation and supporting brochures for fund availability, investment strategy, any product information and charges. Every care has been taken in populating this output, however it must be appreciated that neither Broadridge, Prudential nor their sources guarantee the accuracy, adequacy or completeness of this information or make any warranties regarding results from its usage.

## Asset Allocation

Name		% Weight
European Equities		11.90%
North American Equities		7.60%
Europe ex UK Real Estate		7.20%
Europe Investment Grade		6.90%
Asia Fixed Interest		6.60%
US Investment Grade		6.40%
Asia ex. Japan Equities		5.90%
UK Equities		5.40%
UK Investment Grade		4.60%
Private Equity		4.20%
Japanese Equities		3.20%
Tactical Investment Opportunities		3.10%
Infrastructure		2.80%
Emerging Market Debt		2.60%
US Treasury		2.20%
Middle East and Africa Equities		2.10%
Asia Real Estate		2.10%
Cash & Equivalents		2.00%
Global Emerging Markets Equities		1.80%
China Equities		1.60%
North America Real Estate		1.40%
Private High Yield		1.40%
Europe High Yield		1.30%
India Equities		1.20%
Africa Fixed Interest		1.10%
UK Real Estate		1.00%
Other Factors		0.80%
US High Yield		0.50%
Global High Yield		0.40%
Commodities		0.40%
Lower Risk Private Credit		0.30%

## Important Information

- Because of changes in exchange rates the value of your investment, as well as any money you take from it, can go down as well as up. We can't predict the future. Past Performance isn't a guide to future performance. For the range of PruFund funds, what you receive will depend on the value of the underlying investments, the smoothing process, our charges, and when you take your money out.
- The capital guarantee, if applicable, is applied at the end of the guarantee term specified in your personal illustration document. The guarantees we provide are backed by the PAC With-Profits Fund. We do not use a third party to back our guarantees. Guarantees are currently closed to new investments.

## Commentary

31 December 2024 The quarter witnessed significant equity rallies and bond sell-offs, driven by central bank manoeuvres and political developments. Global government bond prices fell 5.4% despite widespread rate cuts. US government bonds experienced significant election-induced volatility, with the benchmark 10-year Treasury ending the quarter down 5.0% as the yield rose to 4.6% from 3.8%. A 'tax and spend' budget by the new Labour government, which sparked concerns over growth and inflation, put pressure on UK gilts. European bonds were influenced by political turmoil, with Italian government bonds outperforming French and German. Corporate bonds performed better than government debt.

Equity markets experienced a significant rally following the US presidential election. The FTSE World Index advanced 6.5%, culminating in a year-end return of 20.1%. US equities reached new highs post-election with the S&P 500 rising 5.9% in November. Over the quarter, the S&P 500 advanced 2.4%, resulting in an annual return of 25% (in US dollars). In the UK, the FTSE 100 Index delivered a small decline (0.2%) but finished the year with a total increase of 9.7%. European, Asian ex Japan and emerging market equities were among the weakest regions. From a sector standpoint, financials and technology outperformed the global market.

The US dollar experienced a strong rally following Trump's win. In the commodities market, Brent crude oil ended down 3.8%. Conversely, gold prices surged 27.1% in 2024.

The M&G Treasury & Investment Office (T&IO) outlook is cautious as much uncertainty remains.

## Important Information

- The registered office of Prudential International is in Ireland at Fitzwilliam Court, Leeson Cl, Dublin 2, D02 TC95. Prudential International is a marketing name of Prudential International Assurance plc, a life assurance company operating from Ireland. Registration No. 209956. Prudential International Assurance plc is authorised and regulated by the Central Bank of Ireland and in the context of its UK regulated activities only, is authorised by the Prudential Regulation Authority and subject to regulation by the Financial Conduct Authority and limited regulation by the Prudential Regulation Authority. Details about the extent of our regulation by the Prudential Regulation Authority are available from us on request. Prudential International is part of the same corporate group as The Prudential Assurance Company Limited. Both The Prudential Assurance Company Limited and Prudential International are direct and indirect subsidiaries respectively of M&G plc, a company incorporated in the United Kingdom. The Prudential Assurance Company Limited is not affiliated in any manner with Prudential Financial, Inc, a company whose principal place of business is in the United States of America or Prudential plc, an international group incorporated in the United Kingdom.