

### Benchmark

Benchmark	IA UK Smaller Companies Equity Sector Average
Benchmark Category	-
IA Sector	UK Smaller Companies

### Identification Codes

Sedol Code	B7FBH94
Mex Code	STLATF
Isin Code	GB00B7FBH943
Citi Code	10G9

### Fund Overview

Mid (13/11/2024)	145.90p
Historic yield	1.77%
Fund size (31/10/2024)	£934.99m
Number of holdings	47
Ongoing Charges	0.98%
Launch date	17/05/2012

### Fund Charges

Entry Charge	0.00%
Ongoing Charges	0.98%

### Fund Background

Valuation frequency	Daily
Valuation point	12:00
Fund type	OEIC
Launch price	£1.00
Fund currency	Pound Sterling
Fund domicile	United Kingdom
ISA allowable	Yes
SIPP allowable	Yes

### Dealing

Minimum Investment	£2000000
Minimum Top Up	£50000
Minimum Regular Saving	-
Settlement Period: Buy	3 days
Settlement Period: Sell	3 days
Pricing Basis	Forward
Dealing Decimals	3

### Distribution Dates

Ex dividend date(s)	Income payment date(s)
01 March	30 April

### Aims

To generate growth over the long term (5 years or more) by investing in UK small-capitalisation equities (company shares).

Performance Target: To achieve the return of the Deutsche Numis Smaller Companies Plus AIM ex Investment Companies Index plus 3% per annum (before charges). There is no certainty or promise that they will achieve the Performance Target.

Performance Comparator: Investment Association UK Smaller Companies Equity Sector Average.

The Deutsche Numis Smaller Companies Plus AIM ex Investment Companies Index (the "Index") is a representative index of the UK stock market of smaller companies.

### Performance

No data available! Please enter a valid code!

### Fund Managers



Name:	Amanda Yeaman	Abby Glennie	Harry Nimmo
Manager for:	5 years, 6 months	9 years	21 years, 4 months

### Group Details

Group name	abrdn OEIC
Group address	Aberdeen Standard Fund Managers Limited PO BOX 12233 Chelmsford CM99 2EE
Group telephone	0800 33 33 53
Dealing telephone	0800 33 33 53
Email	investments_marketline@standardlife.com
Homepage	www.aberdeenstandard.com
Fax number	0131 525 9720


### Important Information

- Source of portfolio data: Broadridge. Source of performance data: FE fundinfo. We can't predict the future. Past performance isn't a guide to future performance. The figures shown are intended only to demonstrate performance history of the fund, after allowing for the impact of ongoing charges, but take no account of product charges. Ongoing charges may vary in the future and may be higher than they are now. Fund performance is based upon the movement of the daily price and is shown as total return in GBP with income reinvested. The value of your investment can go down as well as up so you might get back less than you put in.
- This factsheet is for information purposes only. If there is information or terminology included that you would like to discuss, then please contact an adviser. Investors should refer to their policy documentation and supporting brochures for fund availability, investment strategy, any product information and charges. Every care has been taken in populating this output, however it must be appreciated that neither Broadridge, Prudential nor their sources guarantee the accuracy, adequacy or completeness of this information or make any warranties regarding results from its usage.

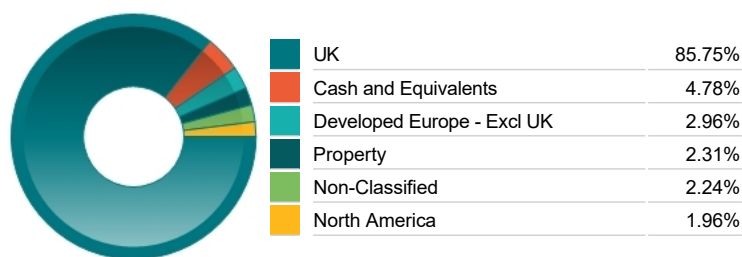
### Top 10 Holdings

Name	% Weight	Sector	Country
1 XPS PENSIONS GROUP	4.67%	Investment Banking & Brokerage Services	United Kingdom
2 JTC	3.94%	Investment Banking & Brokerage Services	United Kingdom
3 CRANSWICK	3.31%	Food Producers	United Kingdom
4 GAMMA COMMUNICATIONS	3.20%	Telecommunications Service Providers	United Kingdom
5 HILL & SMITH	3.18%	Industrial Metals & Mining	United Kingdom
6 MORGAN SINDALL GROUP	3.18%	Construction & Materials	United Kingdom
7 HILTON FOOD GROUP	3.14%	Food Producers	United Kingdom
8 AJ BELL	2.97%	Investment Banking & Brokerage Services	United Kingdom
9 CAIRN HOMES	2.96%	Household Goods & Home Construction	Ireland
10 COATS GROUP	2.93%	General Industrials	United Kingdom

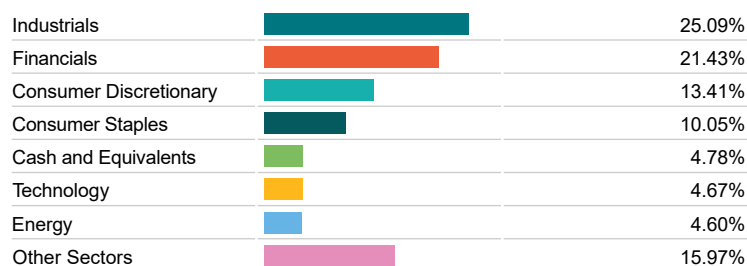
### Asset Allocation




### Regional Allocation



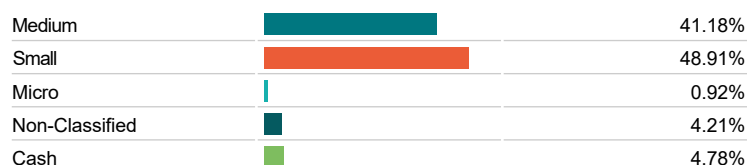
### Equity Sector Breakdown



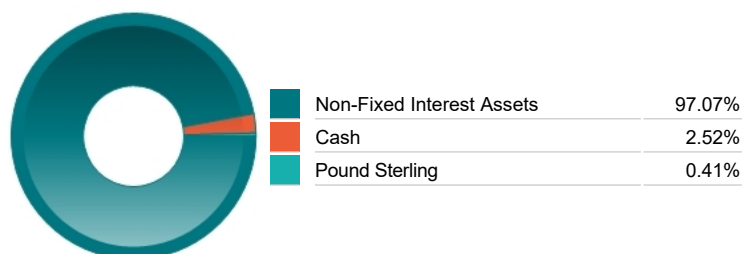
### Top Country Breakdown



### Breakdown By Market Cap (%)



### Fixed Interest Currencies



### Important Information

- The Industry Classification Benchmark is a product of FTSE International Limited and has been licensed for use.
- "Prudential" is a trading name of The Prudential Assurance Company Limited, which is registered in England and Wales. Registered office at 10 Fenchurch Avenue, London EC3M 5AG. Registered number 15454. Authorised by the Prudential Regulation Authority and regulated by the Financial Conduct Authority and the Prudential Regulation Authority.