

Benchmark

Benchmark	IA UK Equity Income Sector Average
Benchmark Category	-
IA Sector	UK Equity Income

Identification Codes

Sedol Code	B558NM6
Mex Code	STEHRP
Isin Code	GB00B558NM60
Citi Code	10G5

Fund Overview

Mid (27/10/2023)	55.93p
Historic yield	4.81%
Fund size (31/08/2023)	£288.54m
Number of holdings	59
Ongoing Charges	0.88%
Launch date	17/05/2012

Fund Charges

Entry Charge	0.00%
Ongoing Charges	0.88%

Fund Background

Valuation frequency	Daily
Valuation point	12:00
Fund type	OEIC
Launch price	£0.25
Fund currency	Pound Sterling
Fund domicile	United Kingdom
ISA allowable	Yes
SIPP allowable	Yes

Dealing

Minimum Investment	£2000000
Minimum Top Up	£50000
Minimum Regular Saving	-
Settlement Period: Buy	3 days
Settlement Period: Sell	3 days
Pricing Basis	Forward
Dealing Decimals	3

Distribution Dates

Ex dividend date(s)	Income payment date(s)
01 March	30 April
01 September	31 October

Aims

To generate income and some growth over the long term (5 years or more) by investing in UK equities (company shares).

Performance Target: To deliver a yield greater than that of the FTSE 350 Index over a rolling five year period (before charges) and achieve a return in excess of the FTSE 350 Index over a rolling five year period (before charges). The Performance Target is the level of performance that the management team hopes to achieve for the fund. There is however no certainty or promise that they will achieve the Performance Target.

Performance Comparator: IA UK Equity Income sector average.

The ACD believes that this is an appropriate target/comparator for the fund based on the investment policy of the fund.

Performance

No data available! Please enter a valid code!

Fund Managers



Name: Charles Luke Iain Pyle
 Manager for: 6 years, 8 months 6 years, 8 months

Ratings

FE Crown



Group Details

Group name	abrdn OEIC
Group address	Aberdeen Standard Fund Managers Limited PO BOX 12233 Chelmsford CM99 2EE
Group telephone	0800 33 33 53
Dealing telephone	0800 33 33 53
Email	investments_marketline@standardlife.com
Homepage	www.aberdeenstandard.com
Fax number	0131 525 9720

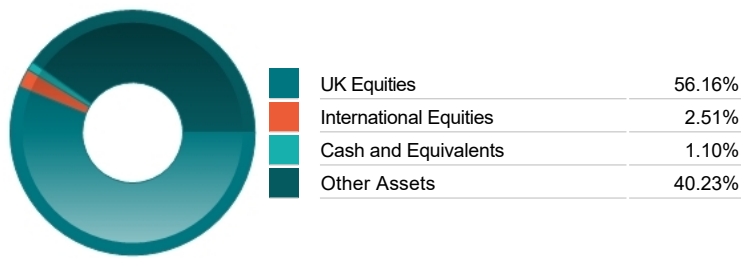
Important Information

- Source of portfolio data: Broadridge. Source of performance data: FE fundinfo. We can't predict the future. Past performance isn't a guide to future performance. The figures shown are intended only to demonstrate performance history of the fund, after allowing for the impact of ongoing charges, but take no account of product charges. Ongoing charges may vary in the future and may be higher than they are now. Fund performance is based upon the movement of the daily price and is shown as total return in GBP with income reinvested. The value of your investment can go down as well as up so you might get back less than you put in.
- This factsheet is for information purposes only. If there is information or terminology included that you would like to discuss, then please contact an adviser. Investors should refer to their policy documentation and supporting brochures for fund availability, investment strategy, any product information and charges. Every care has been taken in populating this output, however it must be appreciated that neither Broadridge, Prudential nor their sources guarantee the accuracy, adequacy or completeness of this information or make any warranties regarding results from its usage.

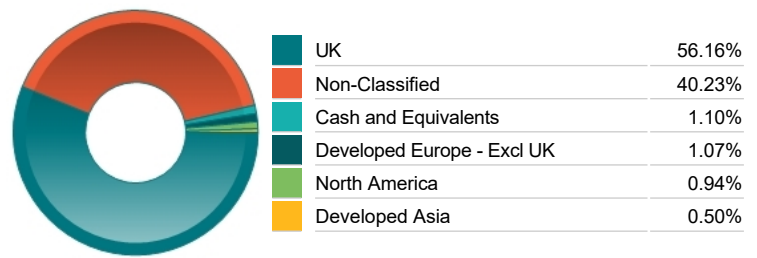
Top 10 Holdings

Name	% Weight	Sector	Country
1 ASTRAZENECA PLC	8.88%	Non-Classified	Non-Classified
2 SHELL	6.69%	Non-Renewable Energy	United Kingdom
3 BP PLC	6.11%	Non-Classified	Non-Classified
4 DIAGEO PLC	4.68%	Non-Classified	Non-Classified
5 UNILEVER	3.64%	Personal Care, Drug & Grocery Stores	United Kingdom
6 GLENCORE	3.03%	Industrial Metals & Mining	United Kingdom
7 ENERGEAN	3.00%	Non-Renewable Energy	United Kingdom
8 HSBC HOLDINGS PLC	2.70%	Non-Classified	Non-Classified
9 SAVANNAH ENERGY	2.63%	Non-Renewable Energy	United Kingdom
10 NATIONAL GRID	2.32%	Gas, Water & Multi-utilities	United Kingdom

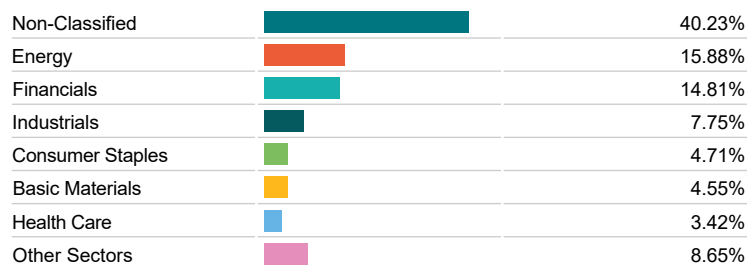
Asset Allocation



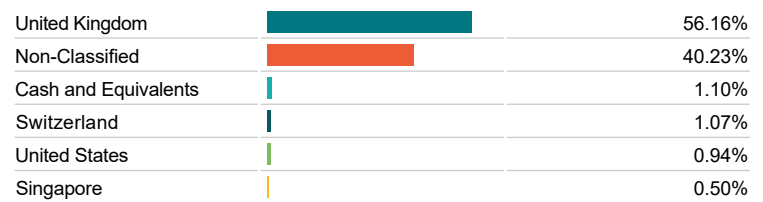
Regional Allocation



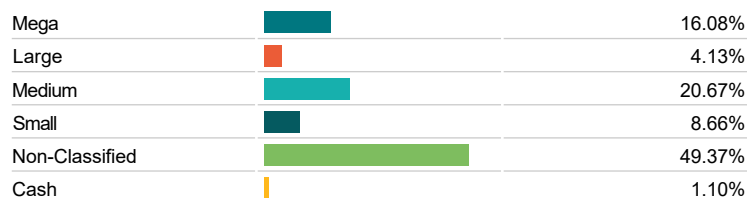
Equity Sector Breakdown



Top Country Breakdown



Breakdown By Market Cap (%)



Fixed Interest Currencies



Important Information

- The Industry Classification Benchmark is a product of FTSE International Limited and has been licensed for use.
- "Prudential" is a trading name of The Prudential Assurance Company Limited, which is registered in England and Wales. Registered office at 10 Fenchurch Avenue, London EC3M 5AG. Registered number 15454. Authorised by the Prudential Regulation Authority and regulated by the Financial Conduct Authority and the Prudential Regulation Authority.