

### Benchmark

Benchmark	SONIA GBP
Benchmark Category	-
IA Sector	Absolute Return

### Identification Codes

Sedol Code	B7K3T22
Mex Code	STGLOB
Isin Code	GB00B7K3T226
Citi Code	10EN

### Fund Overview

Mid (01/12/2023)	51.21p
Historic yield	1.40%
Fund size (30/11/2023)	£255.69m
Number of holdings	1073
Ongoing Charges	0.90%
Launch date	18/04/2012

### Fund Charges

Entry Charge	0.00%
Ongoing Charges	0.90%

### Fund Background

Valuation frequency	Daily
Valuation point	12:00
Fund type	Unit Trust
Launch price	£0.50
Fund currency	Pound Sterling
Fund domicile	United Kingdom
ISA allowable	Yes
SIPP allowable	Yes

### Dealing

Minimum Investment	£2000000
Minimum Top Up	£50000
Minimum Regular Saving	-
Settlement Period: Buy	3 days
Settlement Period: Sell	3 days
Pricing Basis	Forward
Dealing Decimals	3

### Distribution Dates

Ex dividend date(s)	Income payment date(s)
01 April	31 July

### Aims


To generate a positive absolute return over the medium to long term (3 to 5 years or more) irrespective of market conditions, whilst reducing the risk of losses. Invested capital is however at risk and there is no guarantee that the objective will be attained over any time period.

Performance target: To exceed the return of SONIA by 5% per annum, evaluated over rolling three year periods (before charges). The performance target is the level of performance that the management team hopes to achieve for the fund. There is however no certainty or promise that they will achieve the performance target. SONIA is currently used as a proxy for the return on cash deposits.

### Performance

No data available! Please enter a valid code!

### Fund Managers



Name: Absolute Return Team  
 Manager for: 13 years, 6 months

### Ratings

FE Crown



### Group Details

Group name	abrdn OEIC
Group address	Aberdeen Standard Fund Managers Limited PO BOX 12233 Chelmsford CM99 2EE
Group telephone	0800 33 33 53
Dealing telephone	0800 33 33 53
Email	investments_marketline@standardlife.com
Homepage	www.aberdeenstandard.com
Fax number	0131 525 9720

### Important Information

- Source of portfolio data: Broadridge. Source of performance data: FE fundinfo. We can't predict the future. Past performance isn't a guide to future performance. The figures shown are intended only to demonstrate performance history of the fund, after allowing for the impact of ongoing charges, but take no account of product charges. Ongoing charges may vary in the future and may be higher than they are now. Fund performance is based upon the movement of the daily price and is shown as total return in GBP with income reinvested. The value of your investment can go down as well as up so you might get back less than you put in. This factsheet is for information purposes only. If there is information or terminology included that you would like to discuss, then please contact an adviser. Investors should refer to their policy documentation and supporting brochures for fund availability, investment strategy, any product information and charges. Every care has been taken in populating this output, however it must be appreciated that neither Broadridge, Prudential nor their sources guarantee the accuracy, adequacy or completeness of this information or make any warranties regarding results from its usage.

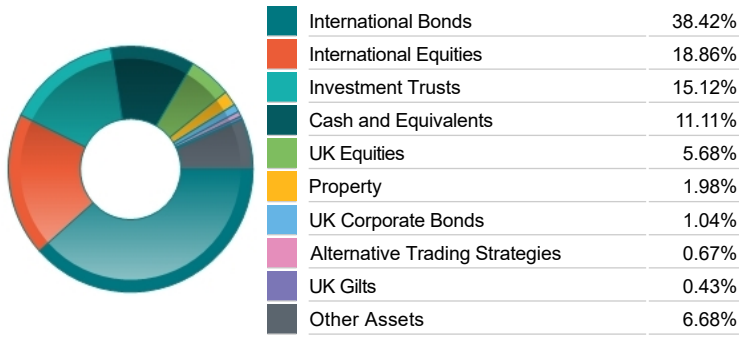
**Top 10 Holdings**

Name	% Weight	Sector	Country
1 3i Infrastructure Plc 3i Infrastructure plc Ord NPV	3.08%	Non-Classified	Non-Classified
2 BURFORD CAPITAL LIMITED	1.87%	Investment Banking & Brokerage Services	United Kingdom
3 BioPharma Credit Investments BioPharma Credit Plc Ord USD0.01	1.58%	Non-Classified	United Kingdom
4 MEX BONOS DESARR FIX RT 7.5% 05/26/2033	1.16%	Bonds	Non-Classified
5 WHEATON PRECIOUS METALS CORP.	1.14%	Precious Metals & Mining	Canada
6 GREEN TITULOS DE TESORERIA 7% 03/26/2031	1.13%	Bonds	Colombia
7 Sequoia Investment Management Company Sequoia Economic Infrastructure Income Fund Ord NPV	1.04%	Bonds	Non-Classified
8 MEX BONOS DESARR FIX RT 10% 12/05/2024	1.01%	Bonds	Mexico
9 BONOS DE TESORERIA 7.3% 08/12/2033	0.99%	Bonds	Peru
10 Greencoat Renewables Plc Greencoat Renewables Plc EUR0.01	0.77%	Electricity	Ireland

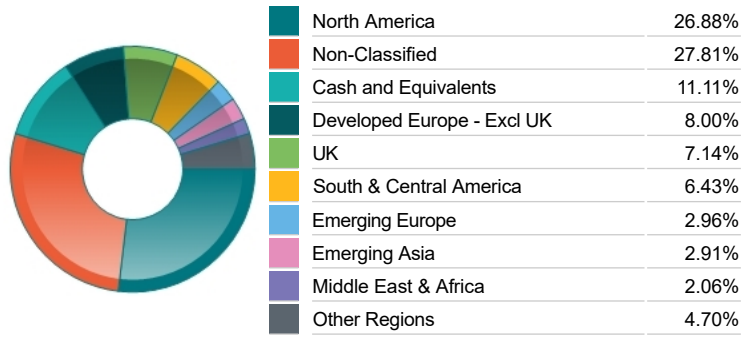
**Important Information**

- The Industry Classification Benchmark is a product of FTSE International Limited and has been licensed for use. "Prudential" is a trading name of The Prudential Assurance Company Limited, which is registered in England and Wales. Registered office at 10 Fenchurch Avenue, London EC3M 5AG. Registered number 15454. Authorised by the Prudential Regulation Authority and regulated by the Financial Conduct Authority and the Prudential Regulation Authority.

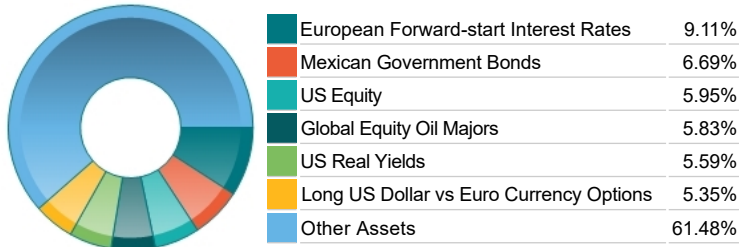
### Asset Allocation



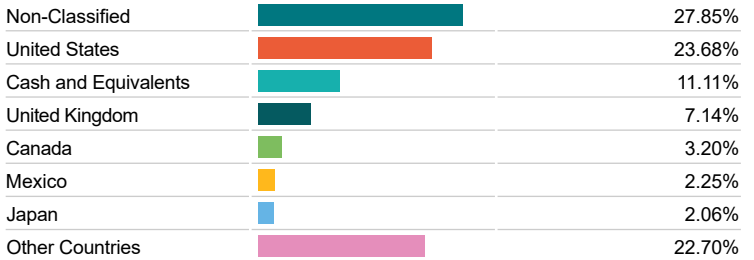
### Regional Allocation



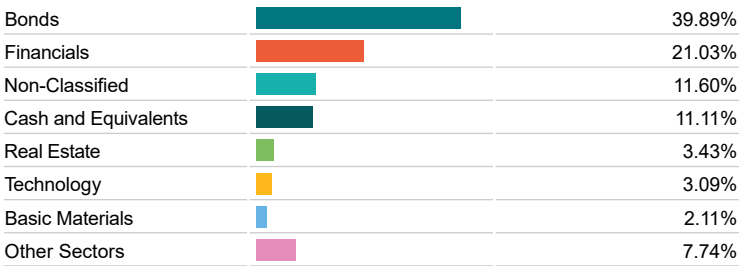
### Asset Allocation



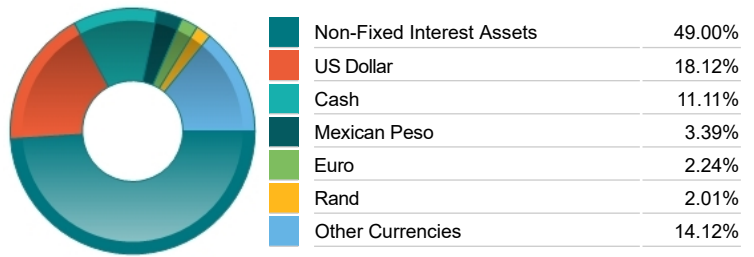
### Top Country Breakdown



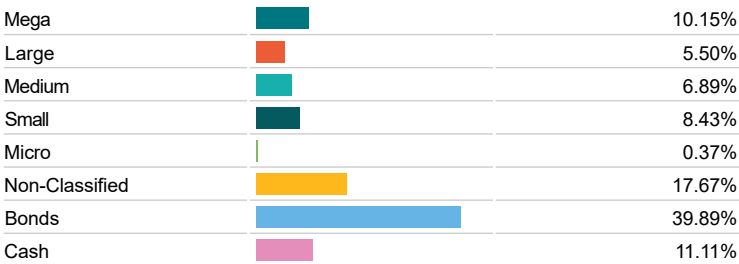
### Bond Sector Breakdown



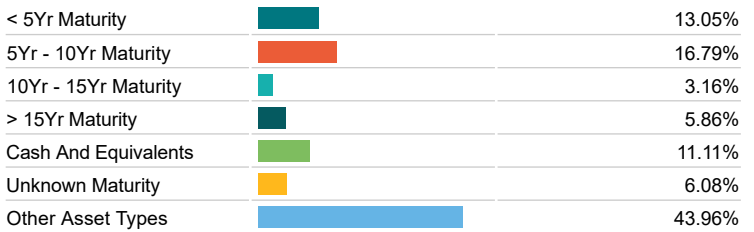
### Fixed Interest Currencies



### Breakdown By Market Cap (%)



### Fixed Interest Maturity Profile



### Fixed Interest Quality Profile

