

Benchmark

| | |
|--------------------|-----------------|
| Benchmark | SONIA GBP |
| Benchmark Category | - |
| IA Sector | Absolute Return |

Identification Codes

| | |
|------------|--------------|
| Sedol Code | B7K3T22 |
| Mex Code | STGLOB |
| Isin Code | GB00B7K3T226 |
| Citi Code | 10EN |

Fund Overview

| | |
|------------------------|------------|
| Mid (01/12/2023) | 51.21p |
| Historic yield | 1.40% |
| Fund size (30/11/2023) | £255.69m |
| Number of holdings | 1073 |
| Ongoing Charges | 0.90% |
| Launch date | 18/04/2012 |

Fund Charges

| | |
|-----------------|-------|
| Entry Charge | 0.00% |
| Ongoing Charges | 0.90% |

Fund Background

| | |
|---------------------|----------------|
| Valuation frequency | Daily |
| Valuation point | 12:00 |
| Fund type | Unit Trust |
| Launch price | £0.50 |
| Fund currency | Pound Sterling |
| Fund domicile | United Kingdom |
| ISA allowable | Yes |
| SIPP allowable | Yes |

Dealing

| | |
|-------------------------|----------|
| Minimum Investment | £2000000 |
| Minimum Top Up | £50000 |
| Minimum Regular Saving | - |
| Settlement Period: Buy | 3 days |
| Settlement Period: Sell | 3 days |
| Pricing Basis | Forward |
| Dealing Decimals | 3 |

Distribution Dates

| Ex dividend date(s) | Income payment date(s) |
|---------------------|------------------------|
| 01 April | 31 July |

Aims


To generate a positive absolute return over the medium to long term (3 to 5 years or more) irrespective of market conditions, whilst reducing the risk of losses. Invested capital is however at risk and there is no guarantee that the objective will be attained over any time period.

Performance target: To exceed the return of SONIA by 5% per annum, evaluated over rolling three year periods (before charges). The performance target is the level of performance that the management team hopes to achieve for the fund. There is however no certainty or promise that they will achieve the performance target. SONIA is currently used as a proxy for the return on cash deposits.

Performance

No data available! Please enter a valid code!

Fund Managers



Name: Absolute Return Team
 Manager for: 13 years, 7 months

Ratings

FE Crown



Group Details

| | |
|-------------------|--|
| Group name | abrdn OEIC |
| Group address | Aberdeen Standard Fund Managers Limited PO BOX 12233 Chelmsford CM99 2EE |
| Group telephone | 0800 33 33 53 |
| Dealing telephone | 0800 33 33 53 |
| Email | investments_marketline@standardlife.com |
| Homepage | www.aberdeenstandard.com |
| Fax number | 0131 525 9720 |

Important Information

- Source of portfolio data: Broadridge. Source of performance data: FE fundinfo. We can't predict the future. Past performance isn't a guide to future performance. The figures shown are intended only to demonstrate performance history of the fund, after allowing for the impact of ongoing charges, but take no account of product charges. Ongoing charges may vary in the future and may be higher than they are now. Fund performance is based upon the movement of the daily price and is shown as total return in GBP with income reinvested. The value of your investment can go down as well as up so you might get back less than you put in. This factsheet is for information purposes only. If there is information or terminology included that you would like to discuss, then please contact an adviser. Investors should refer to their policy documentation and supporting brochures for fund availability, investment strategy, any product information and charges. Every care has been taken in populating this output, however it must be appreciated that neither Broadridge, Prudential nor their sources guarantee the accuracy, adequacy or completeness of this information or make any warranties regarding results from its usage.

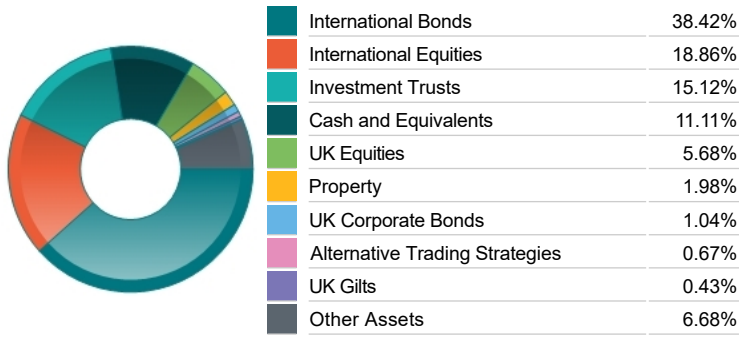
Top 10 Holdings

| Name | % Weight | Sector | Country |
|---|----------|---|----------------|
| 1 3i Infrastructure Plc 3i Infrastructure plc Ord NPV | 3.08% | Non-Classified | Non-Classified |
| 2 BURFORD CAPITAL LIMITED | 1.87% | Investment Banking & Brokerage Services | United Kingdom |
| 3 BioPharma Credit Investments BioPharma Credit Plc Ord USD0.01 | 1.58% | Non-Classified | United Kingdom |
| 4 MEX BONOS DESARR FIX RT 7.5% 05/26/2033 | 1.16% | Bonds | Non-Classified |
| 5 WHEATON PRECIOUS METALS CORP. | 1.14% | Precious Metals & Mining | Canada |
| 6 GREEN TITULOS DE TESORERIA 7% 03/26/2031 | 1.13% | Bonds | Colombia |
| 7 Sequoia Investment Management Company Sequoia Economic Infrastructure Income Fund Ord NPV | 1.04% | Bonds | Non-Classified |
| 8 MEX BONOS DESARR FIX RT 10% 12/05/2024 | 1.01% | Bonds | Mexico |
| 9 BONOS DE TESORERIA 7.3% 08/12/2033 | 0.99% | Bonds | Peru |
| 10 Greencoat Renewables Plc Greencoat Renewables Plc EUR0.01 | 0.77% | Electricity | Ireland |

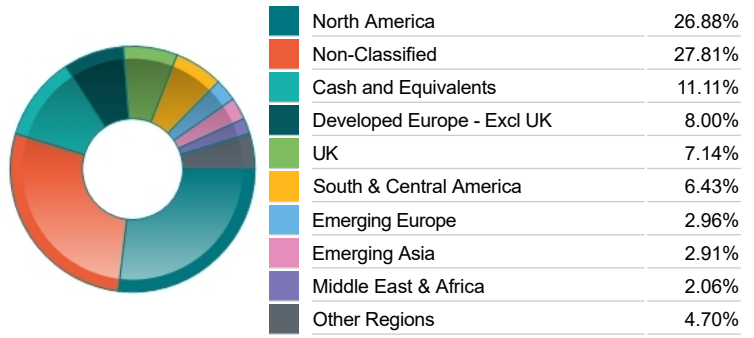
Important Information

- The Industry Classification Benchmark is a product of FTSE International Limited and has been licensed for use. "Prudential" is a trading name of The Prudential Assurance Company Limited, which is registered in England and Wales. Registered office at 10 Fenchurch Avenue, London EC3M 5AG. Registered number 15454. Authorised by the Prudential Regulation Authority and regulated by the Financial Conduct Authority and the Prudential Regulation Authority.

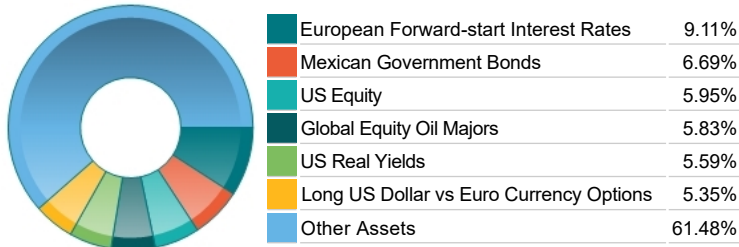
Asset Allocation



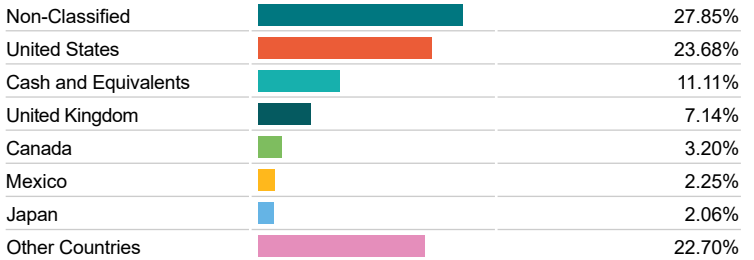
Regional Allocation



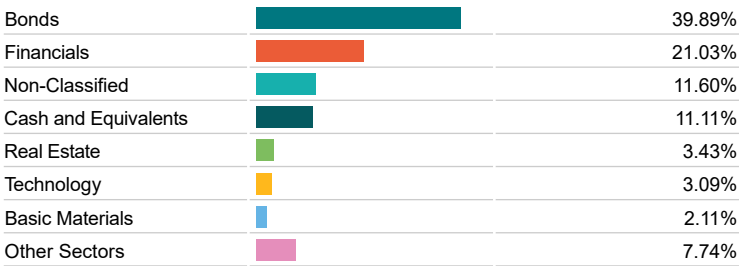
Asset Allocation



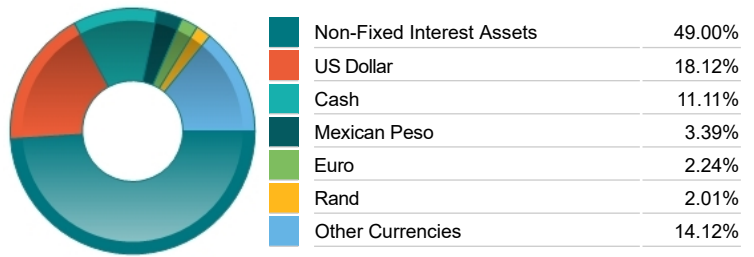
Top Country Breakdown



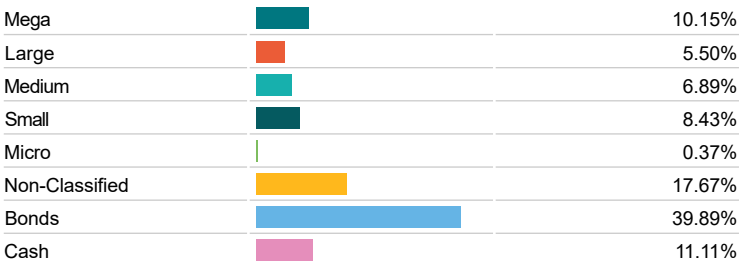
Bond Sector Breakdown



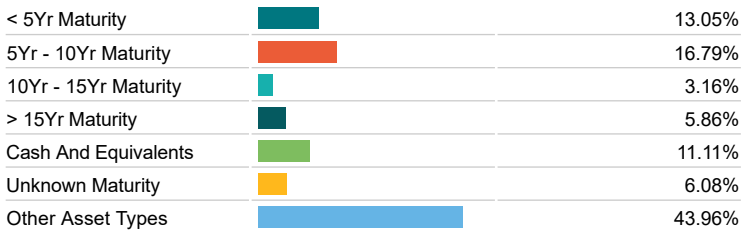
Fixed Interest Currencies



Breakdown By Market Cap (%)



Fixed Interest Maturity Profile



Fixed Interest Quality Profile

