

## Benchmark

Benchmark	IA Mixed Investment 0%-35% Shares Sector Average
Benchmark Category	-
IA Sector	Mixed Investment 0-35% Shares

## Identification Codes

Sedol Code	B52HN04
Mex Code	RWAAAO
Isin Code	GB00B52HN049
Citi Code	09PP

## Fund Overview

Mid (19/07/2024)	117.82p
Distribution yield	4.14%
Underlying yield	-
Fund size (30/09/2023)	£288.97m
Number of holdings	753
Ongoing Charges	0.80%
Launch date	19/09/2011

## Fund Charges

Entry Charge	0.00%
Ongoing Charges	0.80%

## Fund Background

Valuation frequency	Daily
Valuation point	12:00
Fund type	Unit Trust
Launch price	£0.50
Fund currency	Pound Sterling
Fund domicile	United Kingdom
ISA allowable	Yes
SIPP allowable	Yes

## Dealing

Minimum Investment	£5000000
Minimum Top Up	£50000
Minimum Regular Saving	-
Settlement Period: Buy	3 days
Settlement Period: Sell	3 days
Pricing Basis	Forward
Dealing Decimals	2

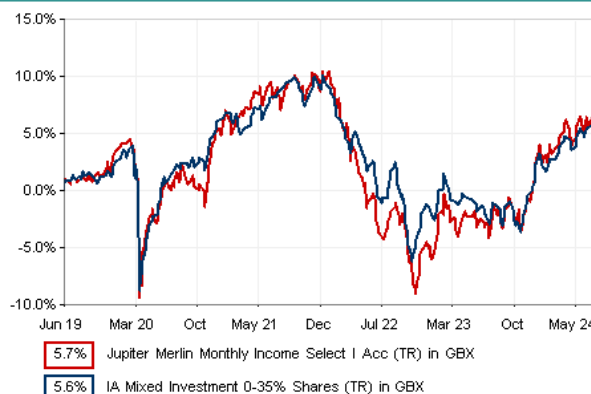
## Distribution Dates

Ex dividend date(s)	Income payment date(s)
01 January	27 January
01 February	27 February
01 March	27 March
01 April	27 April
01 May	27 May
01 June	27 June
01 July	27 July
01 August	27 August
01 September	27 September
01 October	27 October
01 November	27 November
01 December	27 December

## Aims

At least 60% of the Fund is invested in fixed interest securities issued by companies or governments based anywhere in the world. The remainder of the Fund will be invested in other assets, including shares of companies (a majority of which are based in the UK), cash and near cash.

## Performance



## Discrete performance - to last month end

	30/06/19 to 30/06/20	30/06/20 to 30/06/21	30/06/21 to 30/06/22	30/06/22 to 30/06/23	30/06/23 to 30/06/24
Fund	0.5%	7.8%	-11.0%	0.6%	9.0%
Sector	1.3%	6.9%	-8.6%	-0.8%	7.6%
Rank	31/46	24/50	52/58	15/61	15/65
Quartile	3	2	4	1	1

## Annualised performance

	Annualised		
	3 Years to 30/06/24	5 Years to 30/06/24	10 Years to 30/06/24
Fund	-0.8%	1.1%	2.7%
Sector	-0.8%	1.1%	2.4%
Rank	32/58	27/46	16/33
Quartile	3	3	2

## Fund Managers



Name: Jupiter Merlin team  
 Manager for: 1 years, 8 months

## Ratings

FE Crown



## Group Details

Group name	Jupiter Unit Trust Managers Limited
Group address	The Zig Zag Building, 70 Victoria Street, London, SW1E 6SQ
Group telephone	020 3817 1063
Dealing telephone	0800 561 4000
Email	intermediary-sales-support@jupiteram.com
Homepage	www.jupiteram.com
Fax number	0800 561 4001

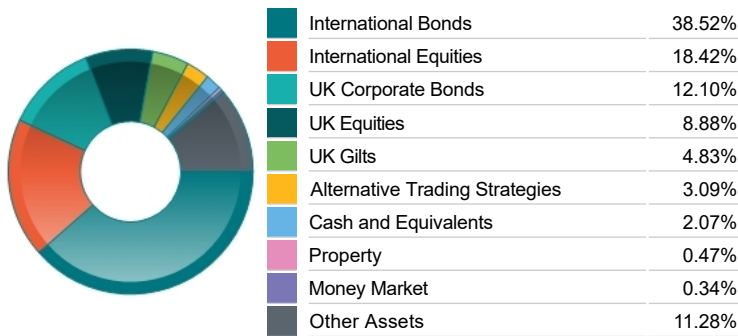
## Important Information

- Source of portfolio data: Broadridge. Source of performance data: FE fundinfo. We can't predict the future. Past performance isn't a guide to future performance. The figures shown are intended only to demonstrate performance history of the fund, after allowing for the impact of ongoing charges, but take no account of product charges. Ongoing charges may vary in the future and may be higher than they are now. Fund performance is based upon the movement of the daily price and is shown as total return in GBP with income reinvested. The value of your investment can go down as well as up so you might get back less than you put in. This factsheet is for information purposes only. If there is information or terminology included that you would like to discuss, then please contact an adviser. Investors should refer to their policy documentation and supporting brochures for fund availability, investment strategy, any product information and charges. Every care has been taken in populating this output, however it must be appreciated that neither Broadridge, Prudential nor their sources guarantee the accuracy, adequacy or completeness of this information or make any warranties regarding results from its usage.

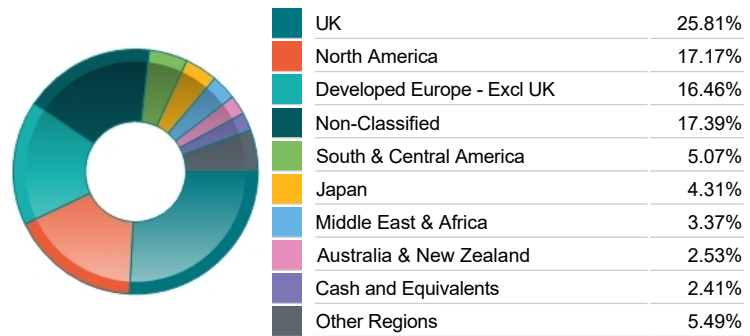
Top 10 Holdings

Name	% Weight	Sector	Country
1 5% Treasury Stock 2025	3.82%	Bonds	United Kingdom
2 Mexico (United Mexican States) 7.5% 03/06/27	1.35%	Bonds	Mexico
3 New Zealand (Government Of) 4.5% 15/04/27	1.35%	Bonds	New Zealand
4 Sweden (Kingdom Of) 1.75% 11/11/33	1.12%	Bonds	Sweden
5 Brazil Notas Do Tesouro Nacional S 10% 01/01/33	0.75%	Bonds	Brazil
6 Experian Finance Plc 3.25% 07/04/32	0.71%	Bonds	United Kingdom
7 1¼% Treasury Gilt 2051	0.66%	Bonds	United Kingdom
8 CYBG Plc 7.875% 14/12/28	0.62%	Bonds	United Kingdom
9 Treasury Note 2.875% 31/10/23	0.61%	Bonds	United States
10 Abp Finance Plc 6.25% 14/12/26	0.61%	Bonds	United Kingdom

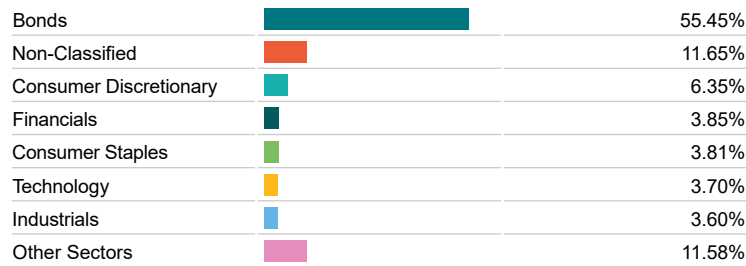
Asset Allocation



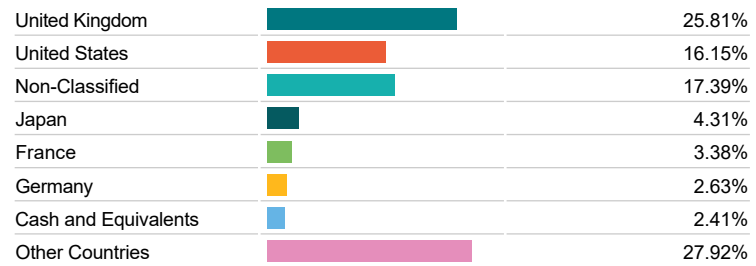
Regional Allocation



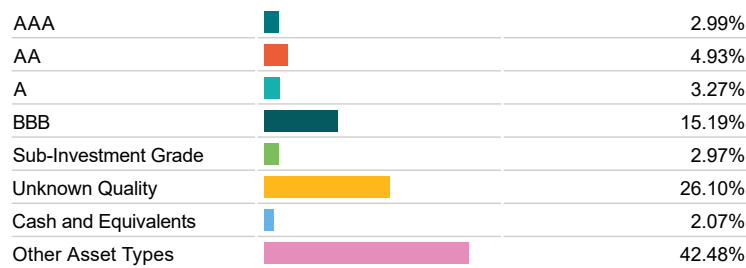
Bond Sector Breakdown



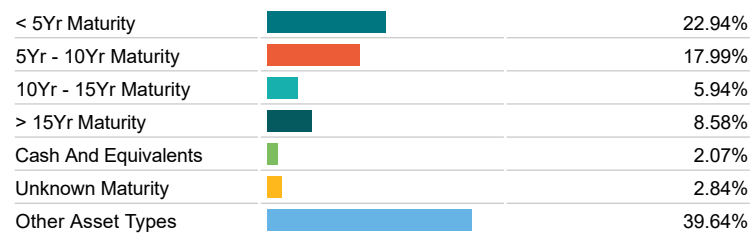
Top Country Breakdown




Fixed Interest Quality Profile



Fixed Interest Maturity Profile



Fixed Interest Currencies



Important Information

The Industry Classification Benchmark is a product of FTSE International Limited and has been licensed for use. "Prudential" is a trading name of The Prudential Assurance Company Limited, which is registered in England and Wales. Registered office at 10 Fenchurch Avenue, London EC3M 5AG. Registered number 15454. Authorised by the Prudential Regulation Authority and regulated by the Financial Conduct Authority and the Prudential Regulation Authority.