

Benchmark

Benchmark	FTSE All Share TR Index
Benchmark Category	Comparator
IA Sector	UK All Companies

Identification Codes

Sedol Code	B18B9X7
Mex Code	ADLIND
Isin Code	GB00B18B9X76
Citi Code	L532

Fund Overview

Mid (20/12/2024)	530.63p
Historic yield	2.06%
Fund size (31/07/2024)	£3236.00m
Number of holdings	23
Ongoing Charges	0.65%
Launch date	10/07/2006

Fund Charges

Entry Charge	0.00%
Ongoing Charges	0.65%

Fund Background

Valuation frequency	Daily
Valuation point	10:00
Fund type	OEIC
Launch price	£1.00
Fund currency	Pound Sterling
Fund domicile	United Kingdom
ISA allowable	Yes
SIPP allowable	Yes

Dealing

Minimum Investment	-
Minimum Top Up	-
Minimum Regular Saving	-
Settlement Period: Buy	4 days
Settlement Period: Sell	4 days
Pricing Basis	Forward
Dealing Decimals	3

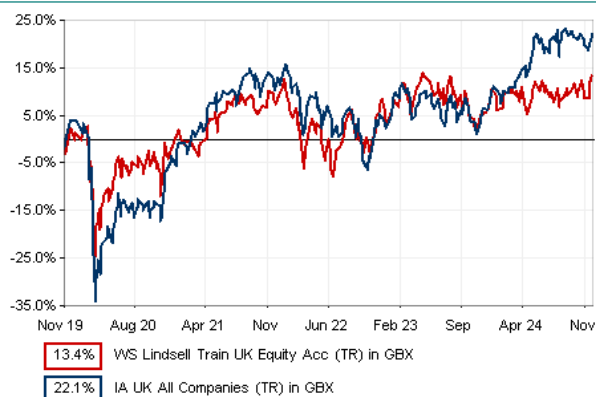
Distribution Dates

Ex dividend date(s)	Income payment date(s)
01 December	31 January
01 June	30 September

Aims

To deliver capital and income growth and provide a total return in excess of that of the FTSE All-Share TR Index by investing at least 70% of its assets in the shares of companies incorporated or domiciled in the UK. Up to 10% of assets may be invested in worldwide companies which are listed on an exchange in the UK. The Company may invest up to 20% of its assets in non-UK equities from countries worldwide.

Performance



Discrete performance - to last month end

	30/11/19 to 30/11/20	30/11/20 to 30/11/21	30/11/21 to 30/11/22	30/11/22 to 30/11/23	30/11/23 to 30/11/24
Fund	-2.6%	10.2%	-0.2%	-2.0%	8.1%
Sector	-6.6%	17.2%	-3.9%	0.7%	15.3%
Rank	51/209	202/214	107/218	174/222	220/225
Quartile	1	4	2	4	4

Annualised performance

	Annualised		
	3 Years to 30/11/24	5 Years to 30/11/24	10 Years to 30/11/24
Fund	1.8%	2.5%	7.4%
Sector	3.7%	4.1%	5.4%
Rank	145/218	153/209	21/180
Quartile	3	3	1

Fund Managers



Name: Nick Train
Manager for: 18 years, 5 months

Ratings

FE Crown



Group Details

Group name	Lindsell Train Limited
Group address	2 Queen Anne's Gate Buildings Dartmouth Street London SW1H 9BP
Group telephone	020 7227 8200
Dealing telephone	-
Email	info@lindselltrain.com
Homepage	www.lindselltrain.com
Fax number	020 7227 8299


Important Information

- Source of portfolio data: Broadridge. Source of performance data: FE fundinfo. We can't predict the future. Past performance isn't a guide to future performance. The figures shown are intended only to demonstrate performance history of the fund, after allowing for the impact of ongoing charges, but take no account of product charges. Ongoing charges may vary in the future and may be higher than they are now. Fund performance is based upon the movement of the daily price and is shown as total return in GBP with income reinvested. The value of your investment can go down as well as up so you might get back less than you put in.
- This factsheet is for information purposes only. If there is information or terminology included that you would like to discuss, then please contact an adviser. Investors should refer to their policy documentation and supporting brochures for fund availability, investment strategy, any product information and charges. Every care has been taken in populating this output, however it must be appreciated that neither Broadridge, Prudential nor their sources guarantee the accuracy, adequacy or completeness of this information or make any warranties regarding results from its usage.

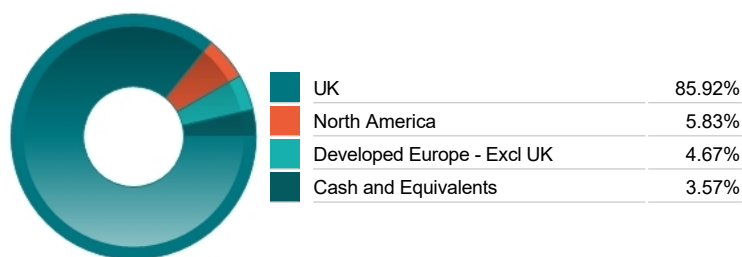
Top 10 Holdings

Name	% Weight	Sector	Country
1 EXPERIAN	9.94%	Industrial Support Services	United Kingdom
2 SAGE GROUP	9.94%	Software & Computer Services	United Kingdom
3 UNILEVER	9.92%	Personal Care, Drug & Grocery Stores	United Kingdom
4 RELX	9.83%	Media	United Kingdom
5 LONDON STOCK EXCHANGE GROUP	9.77%	Finance & Credit Services	United Kingdom
6 DIAGEO	9.73%	Beverages	United Kingdom
7 HARGREAVES LANSDOWN	6.95%	Investment Banking & Brokerage Services	United Kingdom
8 SCHRODERS	5.04%	Investment Banking & Brokerage Services	United Kingdom
9 RIGHTMOVE	4.99%	Real Estate Investment & Services	United Kingdom
10 MONDELEZ INTERNATIONAL	4.12%	Food Producers	United States

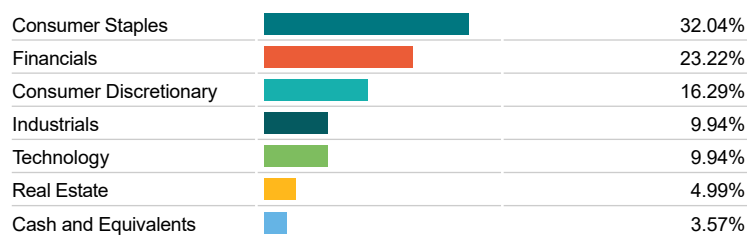
Asset Allocation




Regional Allocation



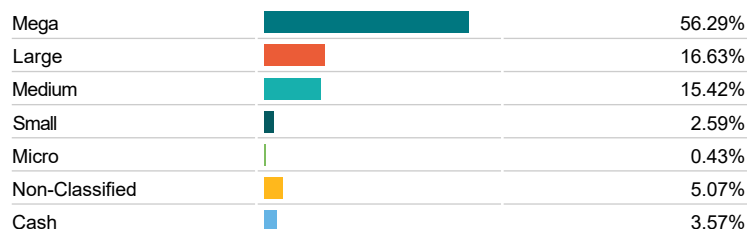
Equity Sector Breakdown



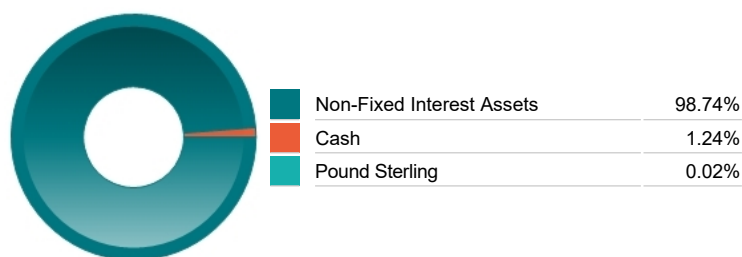
Top Country Breakdown



Breakdown By Market Cap (%)



Fixed Interest Currencies



Important Information

- The Industry Classification Benchmark is a product of FTSE International Limited and has been licensed for use.
- "Prudential" is a trading name of The Prudential Assurance Company Limited, which is registered in England and Wales. Registered office at 10 Fenchurch Avenue, London EC3M 5AG. Registered number 15454. Authorised by the Prudential Regulation Authority and regulated by the Financial Conduct Authority and the Prudential Regulation Authority.