

Benchmark

Benchmark	IA Mixed Investment (20-60% shares)
Benchmark Category	Comparator
IA Sector	Mixed Investment 20-60% Shares

Identification Codes

Sedol Code	BMN9063
Mex Code	ATAAAI
Isin Code	GB00BMN90635
Citi Code	KGDX

Fund Overview

Mid (19/07/2024)	135.14p
Historic yield	2.41%
Fund size (30/06/2024)	£721.98m
Number of holdings	282
Ongoing Charges	0.86%
Launch date	23/07/2014

Fund Charges

Entry Charge	0.00%
Ongoing Charges	0.86%

Fund Background

Valuation frequency	Daily
Valuation point	12:00
Fund type	OEIC
Launch price	£1.00
Fund currency	Pound Sterling
Fund domicile	United Kingdom
ISA allowable	Yes
SIPP allowable	Yes

Dealing

Minimum Investment	£500000
Minimum Top Up	£250
Minimum Regular Saving	-
Settlement Period: Buy	4 days
Settlement Period: Sell	4 days
Pricing Basis	Forward
Dealing Decimals	3

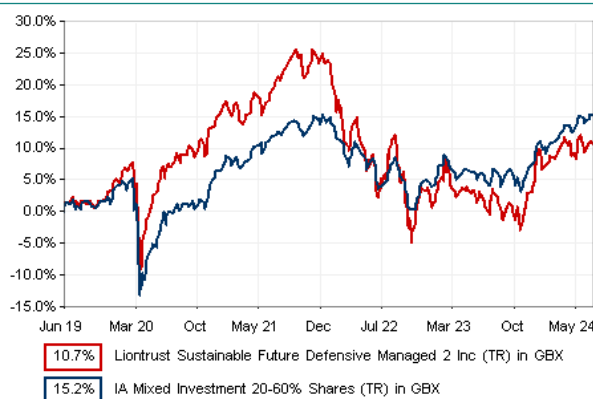
Distribution Dates

Ex dividend date(s)	Income payment date(s)
01 February	31 March
01 August	30 September

Aims

The Fund aims to deliver income with capital growth over the long term (5 years or more)

Performance



Discrete performance - to last month end

	30/06/19 to 30/06/20	30/06/20 to 30/06/21	30/06/21 to 30/06/22	30/06/22 to 30/06/23	30/06/23 to 30/06/24
Fund	7.1%	12.0%	-13.8%	-1.9%	9.0%
Sector	-0.6%	12.7%	-7.1%	1.2%	9.4%
Rank	5/147	102/155	160/165	146/173	114/188
Quartile	1	3	4	4	3

Annualised performance

	Annualised		
	3 Years to 30/06/24	5 Years to 30/06/24	10 Years to 30/06/24
Fund	-2.7%	2.0%	n/a
Sector	0.9%	2.9%	3.8%
Rank	161/165	114/147	n/a
Quartile	4	4	n/a

Fund Managers



Name: Simon Clements Peter Michaelis
 Manager for: 10 years 10 years

Ratings

FE Crown



Group Details

Group name	Liontrust Fund Partners LLP
Group address	2 Savoy Court London WC2R 0EZ
Group telephone	020 7412 1766
Dealing telephone	020 7964 4774
Email	info@liontrust.co.uk
Homepage	www.liontrust.co.uk
Fax number	020 7412 1779

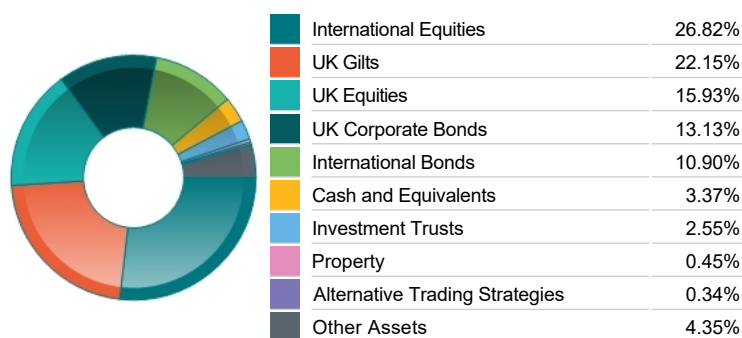
Important Information

- Source of portfolio data: Broadridge. Source of performance data: FE fundinfo. We can't predict the future. Past performance isn't a guide to future performance. The figures shown are intended only to demonstrate performance history of the fund, after allowing for the impact of ongoing charges, but take no account of product charges. Ongoing charges may vary in the future and may be higher than they are now. Fund performance is based upon the movement of the daily price and is shown as total return in GBP with income reinvested. The value of your investment can go down as well as up so you might get back less than you put in. This factsheet is for information purposes only. If there is information or terminology included that you would like to discuss, then please contact an adviser. Investors should refer to their policy documentation and supporting brochures for fund availability, investment strategy, any product information and charges. Every care has been taken in populating this output, however it must be appreciated that neither Broadridge, Prudential nor their sources guarantee the accuracy, adequacy or completeness of this information or make any warranties regarding results from its usage.

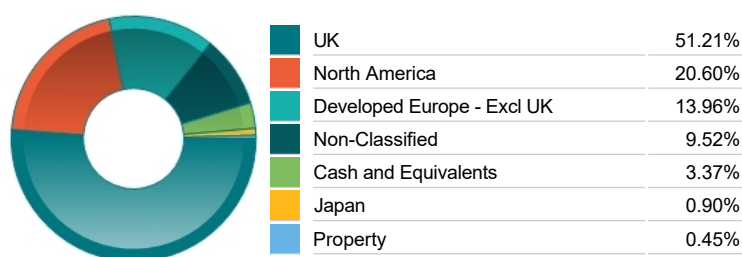
Top 10 Holdings

Name	% Weight	Sector	Country
1 7½% Green Gilt 2033	17.95%	Bonds	United Kingdom
2 1½% Green Gilt 2053	4.20%	Bonds	United Kingdom
3 CADENCE DESIGN SYSTEMS	1.15%	Software & Computer Services	United States
4 MICROSOFT CORPORATION	1.00%	Software & Computer Services	United States
5 3i Group Plc 3i Group Plc Ord GBP0.738636	0.98%	Investment Banking & Brokerage Services	United Kingdom
6 ASTRAZENECA	0.95%	Pharmaceuticals & Biotechnology	United Kingdom
7 RINGKJOEBING LANDBOBANK	0.91%	Banks	Denmark
8 PHOENIX GROUP HOLDINGS PLC	0.91%	Bonds	United Kingdom
9 ALPHABET INC	0.90%	Software & Computer Services	United States
10 ASML HOLDING N.V.	0.90%	Technology Hardware & Equipment	Netherlands

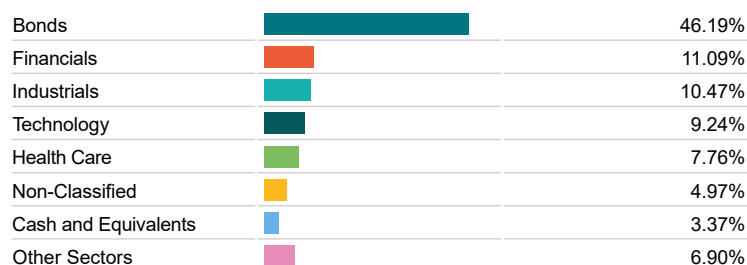
Asset Allocation



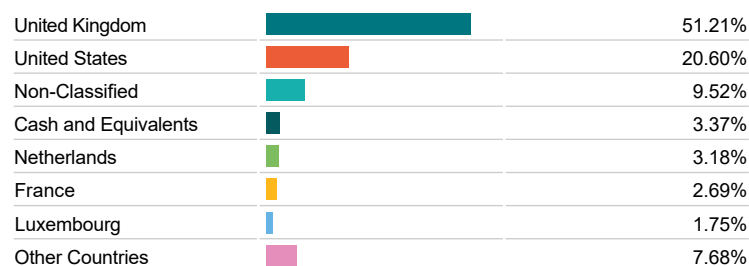
Regional Allocation



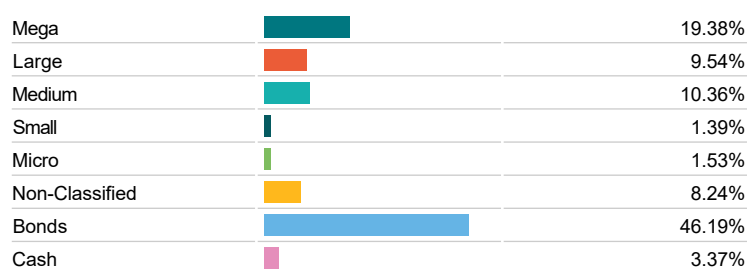
Bond Sector Breakdown



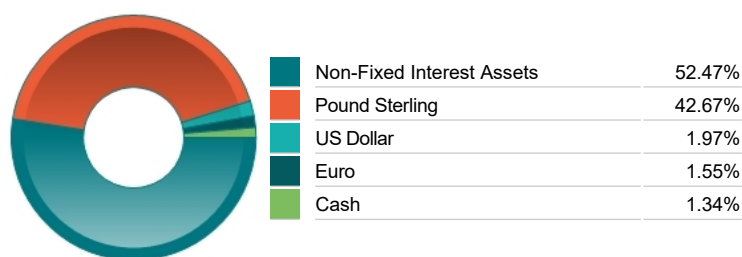
Top Country Breakdown



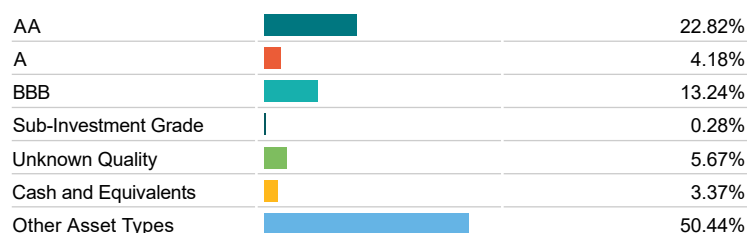
Breakdown By Market Cap (%)



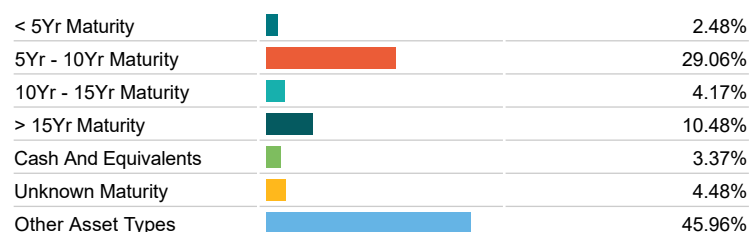
Fixed Interest Currencies



Fixed Interest Quality Profile



Fixed Interest Maturity Profile



Important Information

- The Industry Classification Benchmark is a product of FTSE International Limited and has been licensed for use. "Prudential" is a trading name of The Prudential Assurance Company Limited, which is registered in England and Wales. Registered office at 10 Fenchurch Avenue, London EC3M 5AG. Registered number 15454. Authorised by the Prudential Regulation Authority and regulated by the Financial Conduct Authority and the Prudential Regulation Authority.