

## Benchmark

Benchmark	FTSE Custom Japan Net of Tax Mid Day
Benchmark Category	-
IA Sector	Japan

## Identification Codes

Sedol Code	B6QQ9X9
Mex Code	MYKAAT
Isin Code	GB00B6QQ9X96
Citi Code	G6IB

## Fund Overview

Mid (20/12/2024)	300.88p
Historic yield	-
Fund size (31/10/2024)	£3598.02m
Number of holdings	500
Ongoing Charges	0.08%
Launch date	29/06/2012

## Fund Charges

Entry Charge	0.00%
Ongoing Charges	0.08%

## Fund Background

Valuation frequency	Daily
Valuation point	12:00
Fund type	Unit Trust
Launch price	£1.00
Fund currency	Pound Sterling
Fund domicile	United Kingdom
ISA allowable	Yes
SIPP allowable	Yes

## Dealing

Minimum Investment	£100000
Minimum Top Up	£100
Minimum Regular Saving	-
Settlement Period: Buy	3 days
Settlement Period: Sell	3 days
Pricing Basis	Forward
Dealing Decimals	3

## Distribution Dates

Ex dividend date(s)	Income payment date(s)
01 March	30 April
01 September	31 October

## Aims

The aim of the Fund is to seek to achieve capital growth for investors by tracking closely the performance of the FTSE Japan Index by investing in companies in the Index. Investment will be made directly into constituent companies and via other transferable securities giving exposure to such companies. The Fund may also invest in permitted money market instruments, permitted deposits, and units in collective investment schemes. Derivatives and forward transactions may be used for the purposes of efficient portfolio management.

## Performance




## Discrete performance - to last month end

	30/11/19 to 30/11/20	30/11/20 to 30/11/21	30/11/21 to 30/11/22	30/11/22 to 30/11/23	30/11/23 to 30/11/24
Fund	8.4%	3.8%	-4.7%	9.0%	12.6%
Sector	11.7%	3.8%	-7.3%	6.4%	12.6%
Rank	59/89	56/92	31/94	42/97	64/98
Quartile	3	3	2	2	3

## Annualised performance

	Annualised		
	3 Years to 30/11/24	5 Years to 30/11/24	10 Years to 30/11/24
Fund	5.4%	5.6%	8.5%
Sector	3.6%	5.2%	8.4%
Rank	36/94	38/89	21/64
Quartile	2	2	2

## Fund Managers



Name: Kieran Doyle  
Manager for: 8 years, 9 months

## Group Details

Group name	BlackRock Investment Management (UK) Limited
Group address	12 Throgmorton Avenue London EC2N 2DL
Group telephone	08457 405 405
Dealing telephone	0800 445522
Email	broker.services@blackrock.com
Homepage	www.blackrock.co.uk
Fax number	020 7743 1135

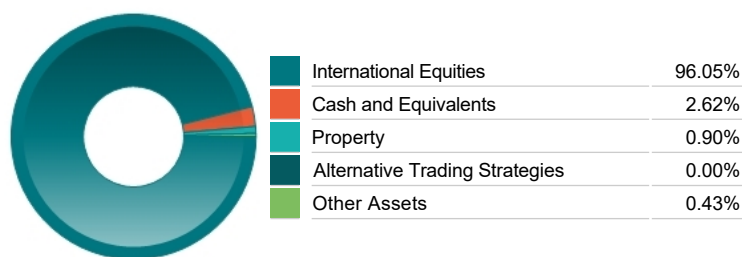
## Important Information

- Source of portfolio data: Broadridge. Source of performance data: FE fundinfo. We can't predict the future. Past performance isn't a guide to future performance. The figures shown are intended only to demonstrate performance history of the fund, after allowing for the impact of ongoing charges, but take no account of product charges. Ongoing charges may vary in the future and may be higher than they are now. Fund performance is based upon the movement of the daily price and is shown as total return in GBP with income reinvested. The value of your investment can go down as well as up so you might get back less than you put in.
- This factsheet is for information purposes only. If there is information or terminology included that you would like to discuss, then please contact an adviser. Investors should refer to their policy documentation and supporting brochures for fund availability, investment strategy, any product information and charges. Every care has been taken in populating this output, however it must be appreciated that neither Broadridge, Prudential nor their sources guarantee the accuracy, adequacy or completeness of this information or make any warranties regarding results from its usage.


Top 10 Holdings

Name	% Weight	Sector	Country
1 TOYOTA MOTOR CORPORATION	4.55%	Automobiles & Parts	Japan
2 MITSUBISHI UFJ FINANCIAL GROUP	2.63%	Banks	Japan
3 HITACHI	2.48%	General Industrials	Japan
4 SONY CORP	2.33%	Leisure Goods	Japan
5 KEYENCE CORPORATION	1.94%	Electronic & Electrical Equipment	Japan
6 RECRUIT HOLDINGS CO.	1.83%	Industrial Support Services	Japan
7 MITSUI SUMITOMO INSURANCE CO.	1.74%	Banks	Japan
8 MITSUBISHI CORPORATION	1.62%	General Industrials	Japan
9 SHIN-ETSU CHEMICAL CO.	1.57%	Chemicals	Japan
10 TOKIO MARINE HOLDINGS	1.51%	Non-life Insurance	Japan

Asset Allocation



Regional Allocation



Equity Sector Breakdown

Industrials	26.00%
Consumer Discretionary	20.55%
Financials	12.88%
Technology	10.67%
Health Care	7.70%
Consumer Staples	5.77%
Basic Materials	4.62%
Other Sectors	11.80%

Top Country Breakdown

Japan	96.05%
Cash and Equivalents	2.62%
Direct Property and REITs	0.90%
Non-Classified	0.43%

Breakdown By Market Cap (%)

Mega	50.90%
Large	28.99%
Medium	15.78%
Small	0.19%
Non-Classified	1.53%
Cash	2.62%

Important Information

- The Industry Classification Benchmark is a product of FTSE International Limited and has been licensed for use.
- "Prudential" is a trading name of The Prudential Assurance Company Limited, which is registered in England and Wales. Registered office at 10 Fenchurch Avenue, London EC3M 5AG. Registered number 15454. Authorised by the Prudential Regulation Authority and regulated by the Financial Conduct Authority and the Prudential Regulation Authority.