

Quilter Investors Multi Asset (Onshore) Quilter Investors Generation CPI+ 5 (MERGED)
Class R Acc



Benchmark

Benchmark	UK Consumer Price Index (CPI) + 5%
Benchmark Category	-
IA Sector	Unclassified

Identification Codes

Sedol Code	BYRGS93
Mex Code	J0KKUY
Isin Code	GB00BYRGS934
Citi Code	MQBO

Fund Overview

Mid (18/09/2020)	56.86p
Historic yield	2.54%
Fund size (31/08/2020)	£18.60m
Number of holdings	24530
Ongoing Charges	1.17%
Launch date	01/10/2015

Fund Charges

Entry Charge	5.00%
Ongoing Charges	1.17%

Fund Background

Valuation frequency	Daily
Valuation point	12:00
Fund type	ICVC
Launch price	£1.00
Fund currency	Pound Sterling
Fund domicile	United Kingdom
ISA allowable	Yes
SIPP allowable	Yes

Dealing

Minimum Investment	£5000000
Minimum Top Up	£150000
Minimum Regular Saving	-
Settlement Period: Buy	4 days
Settlement Period: Sell	4 days
Pricing Basis	Forward
Dealing Decimals	3

Distribution Dates

Ex dividend date(s)	Income payment date(s)
31 January	31 March
30 April	30 June
31 July	30 September
31 October	31 December

Aims

The Fund aims to achieve a total return (the combination of income and capital growth) by outperforming the annual rate of the UK Consumer Price Index (CPI) by 5%, net of charges, over rolling five year periods. Although the Fund aims to achieve a positive return over rolling five year periods, capital invested is, in fact, at risk and there is no guarantee that a positive return will be generated over that time period or any other time period.

Performance

No data available! Please enter a valid code!

Fund Managers



Name:	Sacha Chorley	Ian Jensen-Humphreys
Manager for:	4 years, 11 months	4 years, 11 months

Ratings

FE Crown



Group Details

Group name	Quilter Investors Funds Multi Asset (Onshore)
Group address	Quilter Investors Senator House, 85 Queen Victoria Street, London, EC4V 4AB
Group telephone	020 7332 7664
Dealing telephone	-
Email	-
Homepage	www.quilterinvestors.com
Fax number	-

Important Information

- Source of portfolio data: Broadridge. Source of performance data: FE fundinfo. We can't predict the future. Past performance isn't a guide to future performance. The figures shown are intended only to demonstrate performance history of the fund, after allowing for the impact of ongoing charges, but take no account of product charges. Ongoing charges may vary in the future and may be higher than they are now. Fund performance is based upon the movement of the daily price and is shown as total return in GBP with income reinvested. The value of your investment can go down as well as up so you might get back less than you put in.
- This factsheet is for information purposes only. If there is information or terminology included that you would like to discuss, then please contact an adviser. Investors should refer to their policy documentation and supporting brochures for fund availability, investment strategy, any product information and charges. Every care has been taken in populating this output, however it must be appreciated that neither Broadridge, Prudential nor their sources guarantee the accuracy, adequacy or completeness of this information or make any warranties regarding results from its usage.

Quilter Investors Multi Asset (Onshore) Quilter Investors Generation CPI+ 5 (MERGED)

Class R Acc

Portfolio data accurate as at: **31/08/20**

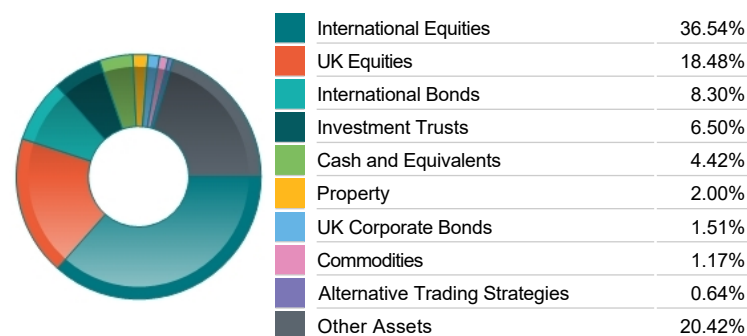
Top 10 Fund Holdings

Name	% Weight	Sector	Country
1 WELL DURABLE ENTRPRS-T UNHDG	8.71%	Managed Funds	Managed Funds
2 Quilter Investors Multi Asset (Onshore) Quilter Investors Global Equity Value Class U2	7.30%	Managed Funds	Managed Funds
3 Merian Global Investors (Offshore) Global Equity Income Class R	5.99%	Managed Funds	Managed Funds
4 Quilter Investors Multi Asset (Onshore) Quilter Investors UK Equity Large-Cap Income Class U2	5.29%	Managed Funds	Managed Funds
5 Wells Fargo (Lux) Emerging Markets Equity Income Class I	5.29%	Managed Funds	Managed Funds
6 Quilter Investors Multi Asset (Onshore) Quilter Investors Equity 2 Class A	4.96%	Managed Funds	Managed Funds
7 Unicorn Outstanding British Companies Class B	4.77%	Managed Funds	Managed Funds
8 Quilter Investors Multi Asset (Onshore) Quilter Investors Emerging Markets Equity Growth Class U2	4.50%	Managed Funds	Managed Funds
9 BNY Mellon U.S. Equity Income class F	4.36%	Managed Funds	Managed Funds
10 Quilter Investors Multi Asset (Onshore) Quilter Investors US Equity Growth Class U2	3.66%	Managed Funds	Managed Funds

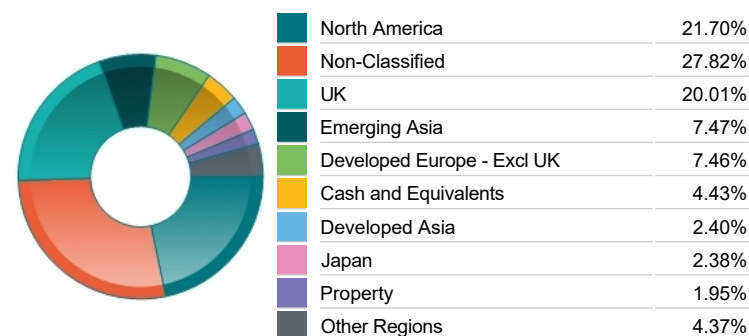
Top 10 Holdings

Name	% Weight	Sector	Country
1 Assura Assura Ord GBP0.10	0.73%	Real Estate Investment Trusts	Direct Property and REITs
2 BRITISH AMERICAN TOBACCO	0.71%	Tobacco	United Kingdom
3 TAIWAN SEMICONDUCTOR MANUFACTURING	0.60%	Technology Hardware & Equipment	Taiwan
4 QUALCOMM INC	0.59%	Technology Hardware & Equipment	United States
5 CISCO SYSTEMS INC	0.56%	Telecommunications Equipment	United States
6 MICROSOFT CORP	0.55%	Software & Computer Services	United States
7 GLAXOSMITHKLINE	0.52%	Pharmaceuticals & Biotechnology	United Kingdom
8 APPLE INC	0.51%	Technology Hardware & Equipment	United States
9 UNILEVER	0.49%	Personal Care, Drug & Grocery Stores	United Kingdom
10 AMAZON.COM INC	0.45%	Retailers	United States

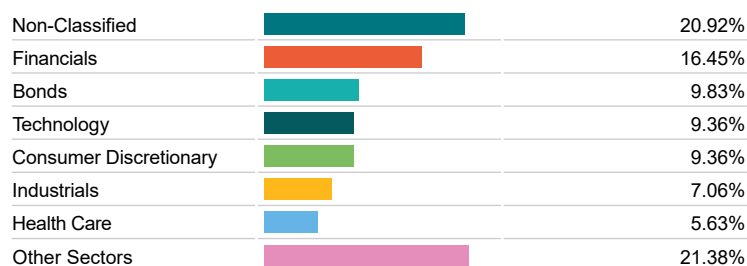
Asset Allocation



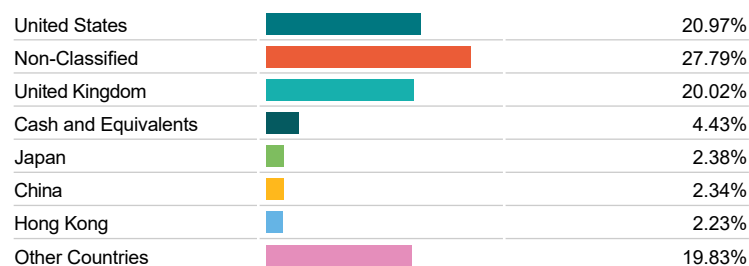
Regional Allocation



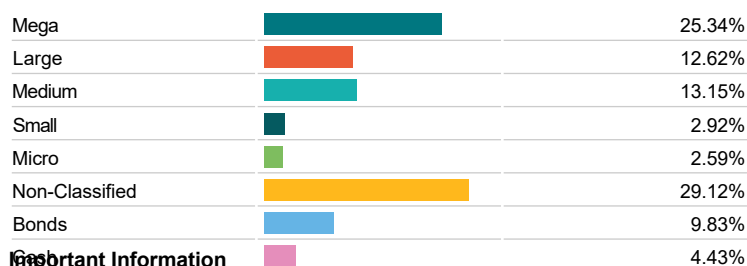
Sector Breakdown




Top Country Breakdown



Breakdown By Market Cap (%)



Fixed Interest Currencies



Important Information

- The Industry Classification Benchmark is a product of FTSE International Limited and has been licensed for use.
- "Prudential" is a trading name of The Prudential Assurance Company Limited, which is registered in England and Wales. This name is also used by other companies within the Prudential Group. Registered office at Laurence Pountney Hill, London EC4R 0HH. Registered number 15454. Authorised by the Prudential Regulation Authority and regulated by the Financial Conduct Authority and the Prudential Regulation Authority.