

### Benchmark

Benchmark	FTSE Small Cap ex ITs
Benchmark Category	Comparator
IA Sector	UK Smaller Companies

### Identification Codes

Sedol Code	B8HWPP4
Mex Code	Q5AAAF
Isin Code	GB00B8HWPP49
Citi Code	M3XC

### Fund Overview

Bid (20/12/2024)	1803.40p
Offer (20/12/2024)	1839.30p
Historic yield	1.19%
Fund size (30/11/2024)	£893.72m
Number of holdings	59
Ongoing Charges	1.32%
Launch date	02/02/2015

### Fund Charges

Entry Charge	0.00%
Ongoing Charges	1.32%

### Fund Background

Valuation frequency	Daily
Valuation point	12:00
Fund type	Unit Trust
Launch price	£1.00
Fund currency	Pound Sterling
Fund domicile	United Kingdom
ISA allowable	Yes
SIPP allowable	Yes

### Dealing

Minimum Investment	£5000000
Minimum Top Up	£100000
Minimum Regular Saving	-
Settlement Period: Buy	4 days
Settlement Period: Sell	4 days
Pricing Basis	Forward
Dealing Decimals	3

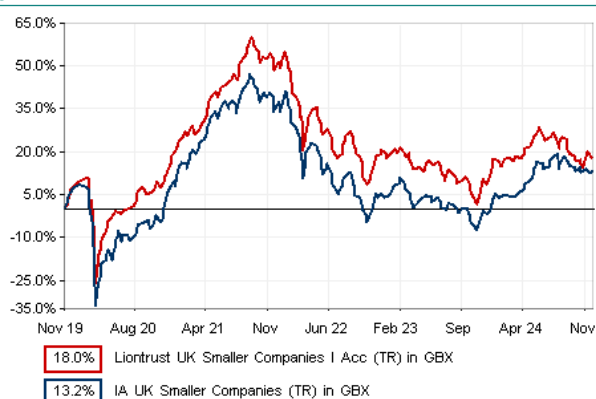
### Distribution Dates

Ex dividend date(s)	Income payment date(s)
01 May	30 June

### Aims

The Fund aims to deliver capital growth over the long term (5 years or more).

### Performance



### Discrete performance - to last month end

	30/11/19 to 30/11/20	30/11/20 to 30/11/21	30/11/21 to 30/11/22	30/11/22 to 30/11/23	30/11/23 to 30/11/24
Fund	15.0%	29.1%	-19.6%	-8.7%	8.3%
Sector	6.1%	26.2%	-21.2%	-6.6%	14.9%
Rank	6/41	15/41	16/42	29/43	39/43
Quartile	1	2	2	3	4

### Annualised performance

	Annualised		
	3 Years to 30/11/24	5 Years to 30/11/24	10 Years to 30/11/24
Fund	-7.4%	3.4%	9.1%
Sector	-5.5%	2.5%	6.5%
Rank	28/42	15/41	3/36
Quartile	3	2	1

### Fund Managers



Name:	Alex Wedge	Anthony Cross	Julian Fosh	Victoria Stevens
Manager for:	3 years, 11 months	26 years, 11 months	16 years, 6 months	9 years, 6 months



Matthew Tonge  
9 years, 3 months

### Ratings

FE Crown



### Group Details

Group name	Liontrust Fund Partners LLP
Group address	2 Savoy Court London WC2R 0EZ
Group telephone	020 7412 1766
Dealing telephone	020 7964 4774
Email	info@liontrust.co.uk
Homepage	www.liontrust.co.uk
Fax number	020 7412 1779

### Important Information

- Source of portfolio data: Broadridge. Source of performance data: FE fundinfo. We can't predict the future. Past performance isn't a guide to future performance. The figures shown are intended only to demonstrate performance history of the fund, after allowing for the impact of ongoing charges, but take no account of product charges. Ongoing charges may vary in the future and may be higher than they are now. Fund performance is based upon the movement of the daily price and is shown as total return in GBP with income reinvested. The value of your investment can go down as well as up so you might get back less than you put in.
- This factsheet is for information purposes only. If there is information or terminology included that you would like to discuss, then please contact an adviser. Investors should refer to their policy documentation and supporting brochures for fund availability, investment strategy, any product information and charges. Every care has been taken in populating this output, however it must be appreciated that neither Broadridge, Prudential nor their sources guarantee the accuracy, adequacy or completeness of this information or make any warranties regarding results from its usage.

**Top 10 Holdings**

Name	% Weight	Sector	Country
1 GLOBALDATA	3.01%	Industrial Support Services	United Kingdom
2 ALPHA GROUP INTERNATIONAL	3.00%	Investment Banking & Brokerage Services	United Kingdom
3 COHORT	2.89%	Aerospace & Defence	United Kingdom
4 INTEGRAFIN HOLDINGS	2.85%	Investment Banking & Brokerage Services	United Kingdom
5 TATTON ASSET MGMT	2.82%	Investment Banking & Brokerage Services	United Kingdom
6 FINTEL	2.81%	Industrial Support Services	United Kingdom
7 ALFA FINANCIAL SOFTWARE HOLDINGS	2.80%	Software & Computer Services	United Kingdom
8 AJ BELL	2.77%	Investment Banking & Brokerage Services	United Kingdom
9 CRANEWARE	2.64%	Health Care Providers	United Kingdom
10 ON THE BEACH GROUP	2.40%	Travel & Leisure	United Kingdom

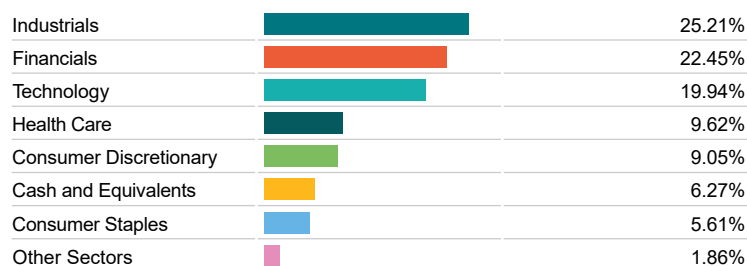
**Asset Allocation**



**Regional Allocation**



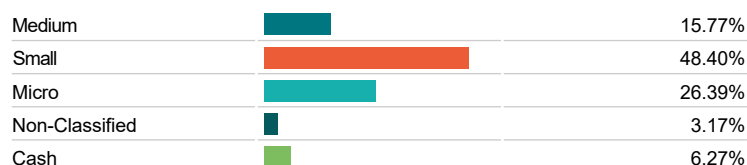
**Equity Sector Breakdown**



**Top Country Breakdown**



**Breakdown By Market Cap (%)**



**Important Information**

- The Industry Classification Benchmark is a product of FTSE International Limited and has been licensed for use.
- "Prudential" is a trading name of The Prudential Assurance Company Limited, which is registered in England and Wales. Registered office at 10 Fenchurch Avenue, London EC3M 5AG. Registered number 15454. Authorised by the Prudential Regulation Authority and regulated by the Financial Conduct Authority and the Prudential Regulation Authority.