

Benchmark

The Investment Association Europe ex UK Sector is used as a performance comparator

Benchmark	The Investment Association Europe ex UK Sector is used as a performance comparator
Benchmark Category	Comparator
IA Sector	Europe Excluding UK

Identification Codes

Sedol Code	BTJRPZ4
Mex Code	OJAAO
Isin Code	GB00BTJRPZ43
Citi Code	GMZ6

Fund Overview

Mid (26/07/2024)	256.34p
Historic yield	1.80%
Fund size (31/05/2024)	£422.29m
Number of holdings	26
Ongoing Charges	0.85%
Launch date	08/06/2015

Fund Charges

Entry Charge	0.00%
Ongoing Charges	0.85%

Fund Background

Valuation frequency	Daily
Valuation point	12:00
Fund type	OEIC
Launch price	£100.00
Fund currency	Pound Sterling
Fund domicile	United Kingdom
ISA allowable	Yes
SIPP allowable	Yes

Dealing

Minimum Investment	£15000000
Minimum Top Up	£500000
Minimum Regular Saving	-
Settlement Period: Buy	4 days
Settlement Period: Sell	4 days
Pricing Basis	Forward
Dealing Decimals	4

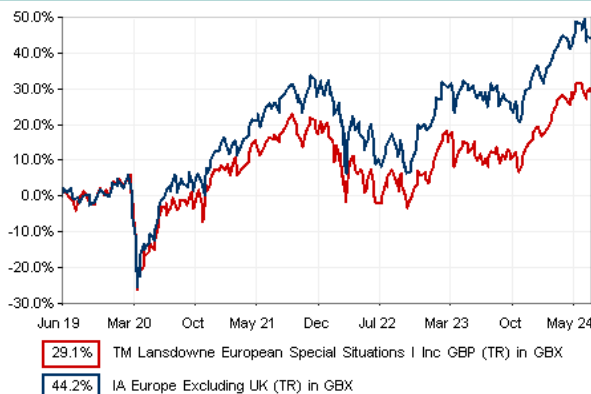
Distribution Dates

Ex dividend date(s)	Income payment date(s)
01 April	31 May
01 October	30 November

Aims

The investment objective of the Fund is to achieve long term capital growth by investing in European (excluding the UK) equities of companies in special situations.

Performance




Discrete performance - to last month end

	30/06/19 to 30/06/20	30/06/20 to 30/06/21	30/06/21 to 30/06/22	30/06/22 to 30/06/23	30/06/23 to 30/06/24
Fund	-3.5%	20.0%	-15.3%	12.7%	16.7%
Sector	0.9%	23.7%	-12.6%	18.4%	11.7%
Rank	87/127	102/129	105/134	117/139	11/140
Quartile	3	4	4	4	1

Annualised performance

	Annualised		
	3 Years to 30/06/24	5 Years to 30/06/24	10 Years to 30/06/24
Fund	3.7%	5.2%	7.9%
Sector	4.9%	7.6%	8.0%
Rank	99/134	104/127	59/97
Quartile	3	4	3

Fund Managers



Name: Daniel Avigad
Manager for: 0 years, 10 months

Ratings

FE Crown



Group Details

Group name	TM OEIC
Group address	Thesis Asset Management Limited Exchange Building St John's Street Chichester West Sussex PO19 1UP
Group telephone	+44 (0)1243 531 234
Dealing telephone	+44 (0)1243 531 234
Email	ed.baynton-williams@tutman.co.uk
Homepage	https://www.thesisam.com/
Fax number	-

Important Information

- Source of portfolio data: Broadridge. Source of performance data: FE fundinfo. We can't predict the future. Past performance isn't a guide to future performance. The figures shown are intended only to demonstrate performance history of the fund, after allowing for the impact of ongoing charges, but take no account of product charges. Ongoing charges may vary in the future and may be higher than they are now. Fund performance is based upon the movement of the daily price and is shown as total return in GBP with income reinvested. The value of your investment can go down as well as up so you might get back less than you put in. This factsheet is for information purposes only. If there is information or terminology included that you would like to discuss, then please contact an adviser. Investors should refer to their policy documentation and supporting brochures for fund availability, investment strategy, any product information and charges. Every care has been taken in populating this output, however it must be appreciated that neither Broadridge, Prudential nor their sources guarantee the accuracy, adequacy or completeness of this information or make any warranties regarding results from its usage.

Top 10 Holdings

Name	% Weight	Sector	Country
1 INTESA SANPAOLO SPA	6.96%	Banks	Italy
2 SCHNEIDER ELECTRIC SE	6.84%	Electronic & Electrical Equipment	France
3 TOTAL SE	5.69%	Non-Renewable Energy	France
4 ASML HOLDING N.V.	5.52%	Technology Hardware & Equipment	Netherlands
5 KBC GROEP NV	5.23%	Banks	Belgium
6 COMPAGNIE GENERALE DES ETABLISSEMENTS MICHELIN	5.05%	Automobiles & Parts	France
7 NOVO NORDISK A/S	4.90%	Pharmaceuticals & Biotechnology	Denmark
8 ESSILORLUXOTTICA	4.89%	Medical Equipment & Services	France
9 WOLTERS KLUWER N.V.	4.77%	Media	Netherlands
10 LINDE PUBLIC LIMITED COMPANY	4.55%	Chemicals	Ireland

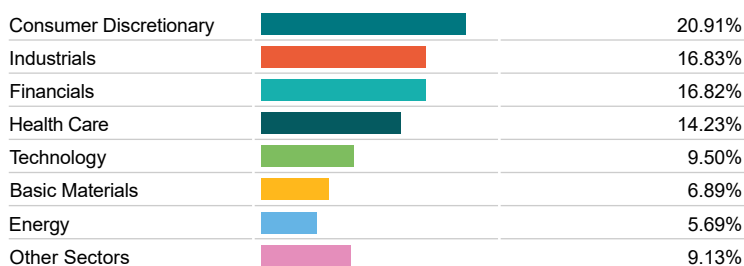
Asset Allocation



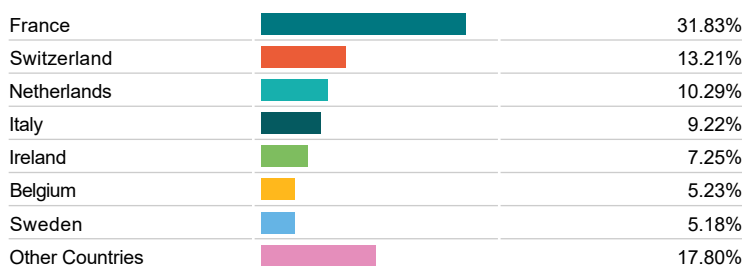
Regional Allocation




Equity Sector Breakdown



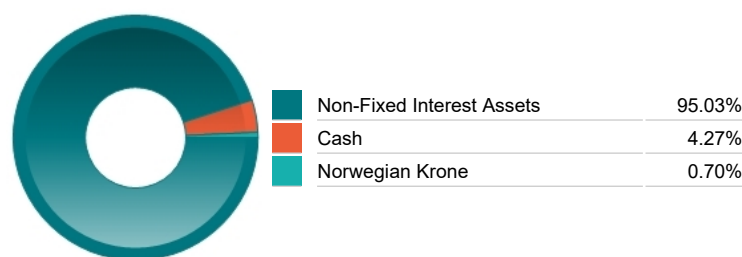
Top Country Breakdown



Breakdown By Market Cap (%)



Fixed Interest Currencies



Important Information

- The Industry Classification Benchmark is a product of FTSE International Limited and has been licensed for use. "Prudential" is a trading name of The Prudential Assurance Company Limited, which is registered in England and Wales. Registered office at 10 Fenchurch Avenue, London EC3M 5AG. Registered number 15454. Authorised by the Prudential Regulation Authority and regulated by the Financial Conduct Authority and the Prudential Regulation Authority.