

**Benchmark**

Benchmark	Not benchmarked
ABI Sector	Unclassified

**Identification Codes**

Sedol Code	BP0PMP8
Mex Code	PRAAYQ
Isin Code	GB00BP0PMP86
Citi Code	W9CX

**Fund Overview**

Bid (01/04/2025)	105.20
Offer	n/a
Fund size	-
Launch date	30/05/2022

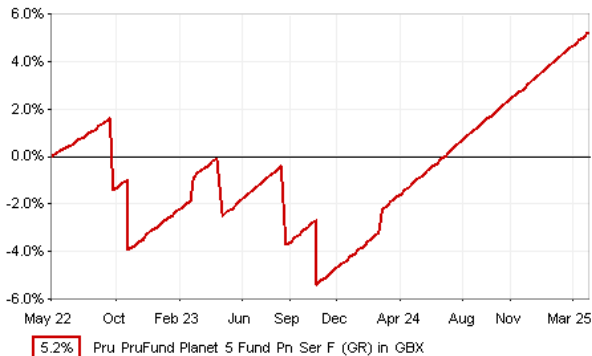
**Fund Charges**

Annual Management Charge (AMC)	0.80%
Further Costs	0.32%
<b>Yearly Total</b>	<b>1.12%</b>

**Aims**

The fund aims to produce growth over the medium to long-term (5 to 10 years or more) while smoothing some of the ups and downs of short-term investment performance. The fund spreads investment risk by investing in a range of different asset types, which currently includes UK and international equities, property, fixed interest securities, index-linked securities and other specialist investments. The fund is actively managed and aims to limit the fluctuations ('volatility') the fund experiences to 17% per annum (before smoothing). There is no guarantee the fund will achieve its objective of managing the volatility below this limit. In addition to generating financial returns most of the underlying funds apply at least one of the three ESG investing approaches: 1. Mitigating Environmental, Social and Governance risks and minimising negative outcomes 2. Pursuing Environmental, Social and Governance opportunities 3. Focussing on addressing environmental and social issues.

**Performance**



**Discrete performance - to last month end**

	31/03/20 to 31/03/21	31/03/21 to 31/03/22	31/03/22 to 31/03/23	31/03/23 to 31/03/24	31/03/24 to 31/03/25
Fund	n/a	n/a	n/a	-1.4%	7.0%

**Annualised performance**

	Annualised		
	3 Years to 31/03/25	5 Years to 31/03/25	10 Years to 31/03/25
Fund	n/a	n/a	n/a

**Fund Managers**





























Name: M&G Treasury & Investment Office  
 Manager for: 3 years, 7 months

**Important Information**

- Because of changes in exchange rates the value of your investment, as well as any money you take from it, can go down as well as up.
- We can't predict the future. Past Performance isn't a guide to future performance. For the range of PruFund funds, what you receive will depend on the value of the underlying investments, the smoothing process, our charges, and when you take your money out.
- Source of portfolio data: Broadridge. Source of performance data: FE fundinfo. We can't predict the future. Past performance isn't a guide to future performance. The figures shown are intended only to demonstrate performance history of the fund, after allowing for the impact of fund charges and further costs, but take no account of product charges. Charges and further costs may vary in the future and may be higher than they are now. Fund performance is based upon the movement of the daily price and is shown as total return in GBP with gross income reinvested. The value of your investment can go down as well as up so you might get back less than you put in.
- This factsheet is for information purposes only. If there is information or terminology included that you would like to discuss, then please contact an adviser. Investors should refer to their policy documentation and supporting brochures for fund availability, investment strategy, any product information and charges. Every care has been taken in populating this output, however it must be appreciated that neither Broadridge, Prudential nor their sources guarantee the accuracy, adequacy or completeness of this information or make any warranties regarding results from its usage.

**Asset Allocation**

Name		% Weight
North American Equities		16.40%
UK Equities		16.00%
Asia ex. Japan Equities		12.20%
UK Real Estate		8.80%
Global Emerging Markets Equities		5.20%
Private High Yield		4.50%
Tactical Investment Opportunities		4.20%
UK Investment Grade		3.80%
Japanese Equities		3.70%
Private Equity		3.50%
Infrastructure		3.30%
European Equities		3.20%
Asia Fixed Interest		2.60%
US Investment Grade		1.80%
Asia Real Estate		1.60%
Emerging Market Debt		1.40%
Cash & Equivalents		1.40%
Lower Risk Private Credit		1.20%
Europe ex UK Real Estate		1.10%
Europe Investment Grade		1.10%
Global High Yield		1.10%
North America Real Estate		1.00%
US Treasury		0.60%
India Equities		0.10%
China Equities		0.10%
US High Yield		0.10%

**Important Information**

- Because of changes in exchange rates the value of your investment, as well as any money you take from it, can go down as well as up. We can't predict the future. Past Performance isn't a guide to future performance. For the range of PruFund funds, what you receive will depend on the value of the underlying investments, the smoothing process, our charges, and when you take your money out.