

### Benchmark

|                    |  |
|--------------------|--|
| Benchmark          | MSCI Emerging Latin America 10/40 Net Total Return |
| Benchmark Category | -  |
| IA Sector          | Latin America                                      |

### Identification Codes

|            |              |
|------------|--------------|
| Sedol Code | B4R0SD9      |
| Mex Code   | AFERIC       |
| Isin Code  | GB00B4R0SD95 |
| Citi Code  | GNON         |

### Fund Overview

|                        |            |
|------------------------|------------|
| Mid (23/08/2024)       | 106.22p    |
| Historic yield         | 4.89%      |
| Fund size (30/06/2024) | £69.33m    |
| Number of holdings     | 37         |
| Ongoing Charges        | 1.13%      |
| Launch date            | 01/10/2012 |

### Fund Charges

|                 |       |
|-----------------|-------|
| Entry Charge    | 0.00% |
| Ongoing Charges | 1.13% |

### Fund Background

|                     |                |
|---------------------|----------------|
| Valuation frequency | Daily          |
| Valuation point     | 12:00          |
| Fund type           | OEIC           |
| Launch price        | £1.00          |
| Fund currency       | Pound Sterling |
| Fund domicile       | United Kingdom |
| ISA allowable       | Yes            |
| SIPP allowable      | Yes            |

### Dealing

|                         |         |
|-------------------------|---------|
| Minimum Investment      | £500000 |
| Minimum Top Up          | £10000  |
| Minimum Regular Saving  | -       |
| Settlement Period: Buy  | 3 days  |
| Settlement Period: Sell | 3 days  |
| Pricing Basis           | Forward |
| Dealing Decimals        | 2       |

### Distribution Dates

| Ex dividend date(s) | Income payment date(s) |
|---------------------|------------------------|
| 01 August           | 31 October             |

### Aims

To generate growth over the long term (5 years or more) by investing in Latin American equities (company shares).

Performance Target: To achieve the return of the MSCI EM Latin America 10/40 Net Total Return Index plus 3% per annum over rolling three year periods (before charges). There is no however no certainty or promise that the Performance Target will be achieved.

The MSCI EM Latin America 10/40 Net Total Return Index (the "Index") is a representative index of the collective stock markets of Latin America.

### Performance




### Discrete performance - to last month end

|          | 31/07/19 to 31/07/20 | 31/07/20 to 31/07/21 | 31/07/21 to 31/07/22 | 31/07/22 to 31/07/23 | 31/07/23 to 31/07/24 |
|----------|----------------------|----------------------|----------------------|----------------------|----------------------|
| Fund     | -30.5%               | 16.6%                | -9.3%                | 23.0%                | -13.0%               |
| Sector   | -26.7%               | 15.5%                | -5.4%                | 23.7%                | -10.6%               |
| Rank     | 7/9                  | 7/9                  | 4/9                  | 6/9                  | 7/9                  |
| Quartile | 3                    | 3                    | 2                    | 3                    | 3                    |

### Annualised performance

|          | Annualised          |                     |                      |
|----------|---------------------|---------------------|----------------------|
|          | 3 Years to 31/07/24 | 5 Years to 31/07/24 | 10 Years to 31/07/24 |
| Fund     | -1.0%               | -4.7%               | 1.2%                 |
| Sector   | 1.5%                | -2.4%               | 1.4%                 |
| Rank     | 7/9                 | 8/9                 | 4/9                  |
| Quartile | 3                   | 4                   | 2                    |

### Fund Managers



Name: Global Emerging Markets Equity Team  
 Manager for: 13 years, 6 months

### Ratings

FE Crown



### Group Details

|                   |  |
|-------------------|--|
| Group name        | abrdn OEIC   |
| Group address     | Aberdeen Standard Fund Managers Limited PO BOX 12233 Chelmsford CM99 2EE |
| Group telephone   | 0800 33 33 53  |
| Dealing telephone | 0800 33 33 53  |
| Email             | investments_marketline@standardlife.com                                  |
| Homepage          | www.aberdeenstandard.com   |
| Fax number        | 0131 525 9720  |

### Important Information

- Source of portfolio data: Broadridge. Source of performance data: FE fundinfo. We can't predict the future. Past performance isn't a guide to future performance. The figures shown are intended only to demonstrate performance history of the fund, after allowing for the impact of ongoing charges, but take no account of product charges. Ongoing charges may vary in the future and may be higher than they are now. Fund performance is based upon the movement of the daily price and is shown as total return in GBP with income reinvested. The value of your investment can go down as well as up so you might get back less than you put in. This factsheet is for information purposes only. If there is information or terminology included that you would like to discuss, then please contact an adviser. Investors should refer to their policy documentation and supporting brochures for fund availability, investment strategy, any product information and charges. Every care has been taken in populating this output, however it must be appreciated that neither Broadridge, Prudential nor their sources guarantee the accuracy, adequacy or completeness of this information or make any warranties regarding results from its usage.

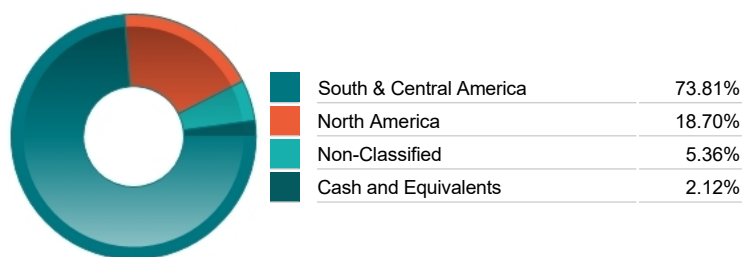
**Top 10 Holdings**

| Name                                      | % Weight | Sector                                  | Country       |
|---|----------|---|---------------|
| 1 ITAUSA SA                               | 8.34%    | Investment Banking & Brokerage Services | Brazil        |
| 2 GRUPO FINANCIERO BANORTE SAB DE CV      | 6.84%    | Banks                                   | Mexico        |
| 3 PETROLEO BRASILEIRO S A PETROBRAS       | 6.51%    | Non-Renewable Energy                    | Brazil        |
| 4 GRUPO MEXICO S. A. B. DE C.V.           | 5.56%    | Industrial Metals & Mining              | Mexico        |
| 5 FOMENTO ECONOMICO MEXICANO S A B DE C V | 5.25%    | Beverages                               | United States |
| 6 AMERICA MOVIL S A B DE C V              | 4.59%    | Telecommunications Service Providers    | Mexico        |
| 7 CREDICORP                               | 4.32%    | Banks                                   | United States |
| 8 ARCA CONTINENTAL SAB DE CV              | 4.25%    | Beverages                               | Mexico        |
| 9 EQUATORIAL ENERGIA S A                  | 3.52%    | Electricity                             | Brazil        |
| 10 RAI A DROGASIL SA                      | 3.48%    | Personal Care, Drug & Grocery Stores    | Brazil        |

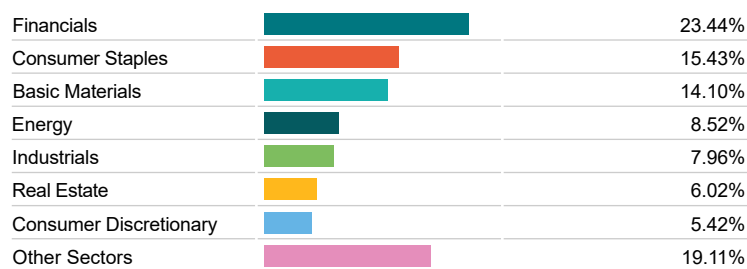
**Asset Allocation**



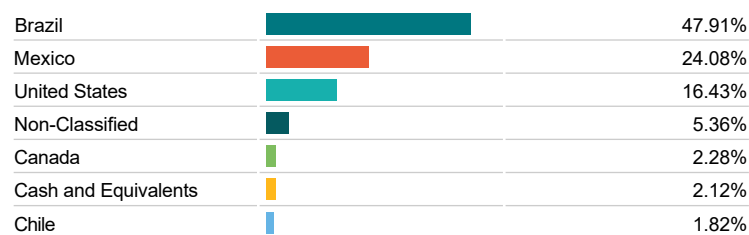
**Regional Allocation**



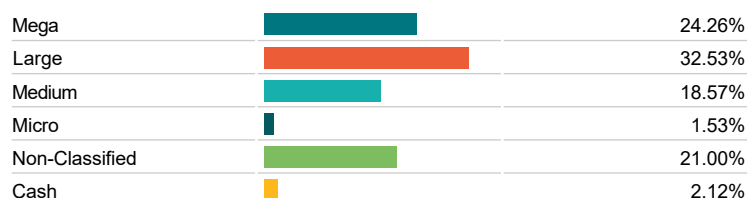
**Equity Sector Breakdown**



**Top Country Breakdown**



**Breakdown By Market Cap (%)**



**Important Information**

- The Industry Classification Benchmark is a product of FTSE International Limited and has been licensed for use. "Prudential" is a trading name of The Prudential Assurance Company Limited, which is registered in England and Wales. Registered office at 10 Fenchurch Avenue, London EC3M 5AG. Registered number 15454. Authorised by the Prudential Regulation Authority and regulated by the Financial Conduct Authority and the Prudential Regulation Authority.