

## Benchmark

Benchmark	FTSE All Share TR Index
Benchmark Category	Comparator
IA Sector	UK All Companies

## Identification Codes

Sedol Code	B18B9V5
Mex Code	CGLTTU
Isin Code	GB00B18B9V52
Citi Code	L531

## Fund Overview

Mid (19/07/2024)	333.73p
Historic yield	2.10%
Fund size (30/04/2024)	£3559.28m
Number of holdings	24
Ongoing Charges	0.65%
Launch date	10/07/2006

## Fund Charges

Entry Charge	0.00%
Ongoing Charges	0.65%

## Fund Background

Valuation frequency	Daily
Valuation point	10:00
Fund type	OEIC
Launch price	£1.00
Fund currency	Pound Sterling
Fund domicile	United Kingdom
ISA allowable	Yes
SIPP allowable	Yes

## Dealing

Minimum Investment	£500000
Minimum Top Up	£1000
Minimum Regular Saving	-
Settlement Period: Buy	4 days
Settlement Period: Sell	4 days
Pricing Basis	Forward
Dealing Decimals	3

## Distribution Dates

Ex dividend date(s)	Income payment date(s)
01 December	31 January
01 June	30 September

## Aims

To deliver capital and income growth and provide a total return in excess of that of the FTSE All-Share TR Index by investing at least 70% of its assets in the shares of companies incorporated or domiciled in the UK. Up to 10% of assets may be invested in worldwide companies which are listed on an exchange in the UK. The Company may invest up to 20% of its assets in non-UK equities from countries worldwide.

## Performance



## Discrete performance - to last month end

	30/06/19 to 30/06/20	30/06/20 to 30/06/21	30/06/21 to 30/06/22	30/06/22 to 30/06/23	30/06/23 to 30/06/24
Fund	-5.7%	13.5%	-10.6%	15.6%	0.4%
Sector	-11.0%	27.7%	-8.5%	6.2%	12.6%
Rank	41/213	215/218	140/225	5/230	229/231
Quartile	1	4	3	1	4

## Annualised performance

	3 Years to 30/06/24	5 Years to 30/06/24	10 Years to 30/06/24
Fund	1.2%	2.1%	7.8%
Sector	3.0%	4.4%	5.2%
Rank	150/225	186/213	11/185
Quartile	3	4	1

## Fund Managers



Name: Nick Train  
Manager for: 18 years

## Ratings

FE Crown



## Group Details

Group name	Lindsell Train Limited
Group address	2 Queen Anne's Gate Buildings Dartmouth Street London SW1H 9BP
Group telephone	020 7227 8200
Dealing telephone	-
Email	info@lindselltrain.com
Homepage	www.lindselltrain.com
Fax number	020 7227 8299

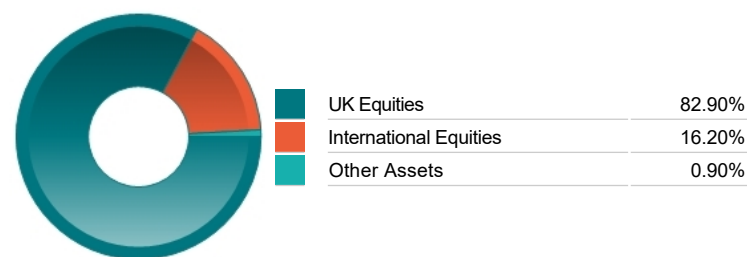
## Important Information

- Source of portfolio data: Broadridge. Source of performance data: FE fundinfo. We can't predict the future. Past performance isn't a guide to future performance. The figures shown are intended only to demonstrate performance history of the fund, after allowing for the impact of ongoing charges, but take no account of product charges. Ongoing charges may vary in the future and may be higher than they are now. Fund performance is based upon the movement of the daily price and is shown as total return in GBP with income reinvested. The value of your investment can go down as well as up so you might get back less than you put in. This factsheet is for information purposes only. If there is information or terminology included that you would like to discuss, then please contact an adviser. Investors should refer to their policy documentation and supporting brochures for fund availability, investment strategy, any product information and charges. Every care has been taken in populating this output, however it must be appreciated that neither Broadridge, Prudential nor their sources guarantee the accuracy, adequacy or completeness of this information or make any warranties regarding results from its usage.

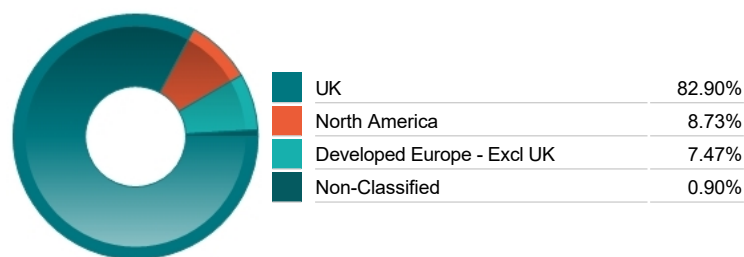
**Top 10 Holdings**

Name	% Weight	Sector	Country
1 UNILEVER	9.95%	Personal Care, Drug & Grocery Stores	United Kingdom
2 RELX	9.74%	Media	United Kingdom
3 EXPERIAN	9.73%	Industrial Support Services	United Kingdom
4 DIAGEO	9.62%	Beverages	United Kingdom
5 SAGE GROUP	9.50%	Software & Computer Services	United Kingdom
6 LONDON STOCK EXCHANGE GROUP	9.44%	Finance & Credit Services	United Kingdom
7 MONDELEZ INTERNATIONAL	6.98%	Food Producers	United States
8 BURBERRY GROUP	5.81%	Personal Goods	United Kingdom
9 HEINEKEN NV	5.03%	Beverages	Netherlands
10 SCHRODERS	4.93%	Investment Banking & Brokerage Services	United Kingdom

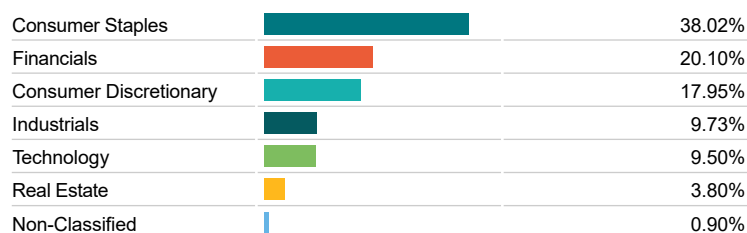
**Asset Allocation**




**Regional Allocation**



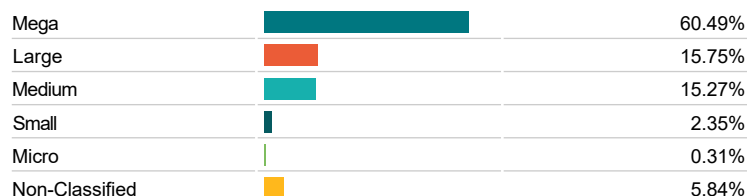
**Equity Sector Breakdown**



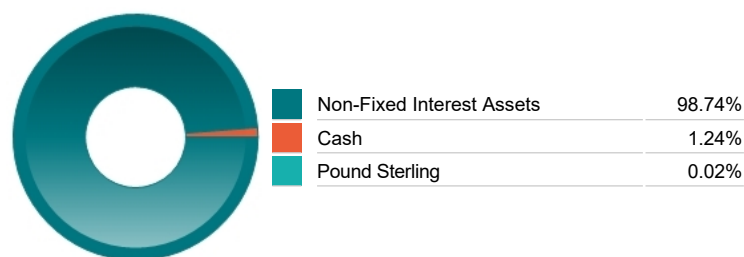
**Top Country Breakdown**



**Breakdown By Market Cap (%)**



**Fixed Interest Currencies**



**Important Information**

- The Industry Classification Benchmark is a product of FTSE International Limited and has been licensed for use. "Prudential" is a trading name of The Prudential Assurance Company Limited, which is registered in England and Wales. Registered office at 10 Fenchurch Avenue, London EC3M 5AG. Registered number 15454. Authorised by the Prudential Regulation Authority and regulated by the Financial Conduct Authority and the Prudential Regulation Authority.