

Benchmark

| | |
|--------------------|---------------------------------|
| Benchmark | IA Sterling Strategic Bond Fund |
| Benchmark Category | - |
| IA Sector | £ Strategic Bond |

Identification Codes

| | |
|------------|--------------|
| Sedol Code | B6Y0Z24 |
| Mex Code | 4SATEG |
| Isin Code | GB00B6Y0Z240 |
| Citi Code | 0K5R |

Fund Overview

| | |
|------------------------|------------|
| Mid (06/09/2024) | 94.22p |
| Distribution yield | 3.51% |
| Underlying yield | - |
| Fund size (28/02/2023) | £31.23m |
| Number of holdings | 89 |
| Ongoing Charges | 0.65% |
| Launch date | 08/11/2011 |

Fund Charges

| | |
|-----------------|-------|
| Entry Charge | 0.00% |
| Ongoing Charges | 0.65% |

Fund Background

| | |
|---------------------|----------------|
| Valuation frequency | Daily |
| Valuation point | 12:00 |
| Fund type | OEIC |
| Launch price | - |
| Fund currency | Pound Sterling |
| Fund domicile | United Kingdom |
| ISA allowable | Yes |
| SIPP allowable | Yes |

Dealing

| | |
|-------------------------|---------|
| Minimum Investment | £500000 |
| Minimum Top Up | £1000 |
| Minimum Regular Saving | - |
| Settlement Period: Buy | 4 days |
| Settlement Period: Sell | 4 days |
| Pricing Basis | Forward |
| Dealing Decimals | 3 |

Distribution Dates

| Ex dividend date(s) | Income payment date(s) |
|---------------------|------------------------|
| 31 December | 28 February |
| 31 March | 31 May |
| 30 June | 31 August |
| 30 September | 30 November |

Aims

Man GLG Strategic Bond Fund is an actively managed global fixed income fund that aims to provide an attractive total return for investors through income and capital growth potential.

Performance

No data available! Please enter a valid code!

Fund Managers



| | | |
|--------------|-------------------|-------------------|
| Name: | Francois Kotze | Craig Veysey |
| Manager for: | 6 years, 6 months | 6 years, 6 months |

Ratings

FE Crown



Group Details

| | |
|-------------------|---|
| Group name | Man Group |
| Group address | Riverbank House 2 Swan Lane London EC4R 3AD |
| Group telephone | 020 7144 1000 |
| Dealing telephone | - |
| Email | salesoperations@man.com |
| Homepage | www.man.com |
| Fax number | - |


Important Information

- Source of portfolio data: Broadridge. Source of performance data: FE fundinfo. We can't predict the future. Past performance isn't a guide to future performance. The figures shown are intended only to demonstrate performance history of the fund, after allowing for the impact of ongoing charges, but take no account of product charges. Ongoing charges may vary in the future and may be higher than they are now. Fund performance is based upon the movement of the daily price and is shown as total return in GBP with income reinvested. The value of your investment can go down as well as up so you might get back less than you put in.
- This factsheet is for information purposes only. If there is information or terminology included that you would like to discuss, then please contact an adviser. Investors should refer to their policy documentation and supporting brochures for fund availability, investment strategy, any product information and charges. Every care has been taken in populating this output, however it must be appreciated that neither Broadridge, Prudential nor their sources guarantee the accuracy, adequacy or completeness of this information or make any warranties regarding results from its usage.

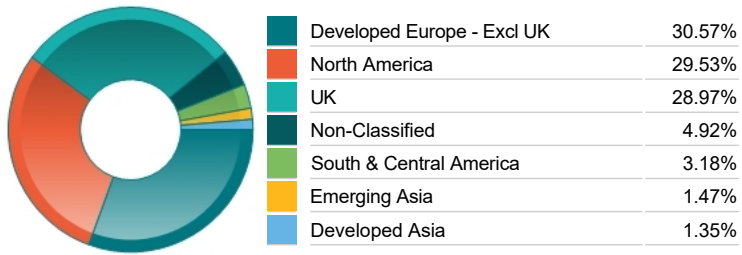
Top 10 Holdings

| Name | % Weight | Sector | Country |
|-------------------------------|----------|----------------|----------------|
| 1 BRELN 6 ½ 12/30 | 3.83% | Bonds | United Kingdom |
| 2 T 2 05/31/24 | 3.17% | Bonds | United States |
| 3 DBR 1.8 08/15/53 | 3.12% | Bonds | Germany |
| 4 NATIONWIDE BUILDING SOCIETY | 3.09% | Banks | United Kingdom |
| 5 DELL 8.35 07/15/46 | 3.08% | Bonds | United States |
| 6 COOPWH 11 12/20/25 | 2.78% | Bonds | United Kingdom |
| 7 DB 4 06/24/32 EMTN | 2.64% | Bonds | Germany |
| 8 ENELIM 7 3/4 10/14/52 REGS | 2.63% | Bonds | Netherlands |
| 9 AVLN 8 ¾ 12/31/49 | 2.52% | Non-Classified | United Kingdom |
| 10 INTNED 3 ¾ 12/31/49 | 2.45% | Bonds | Netherlands |


Asset Allocation



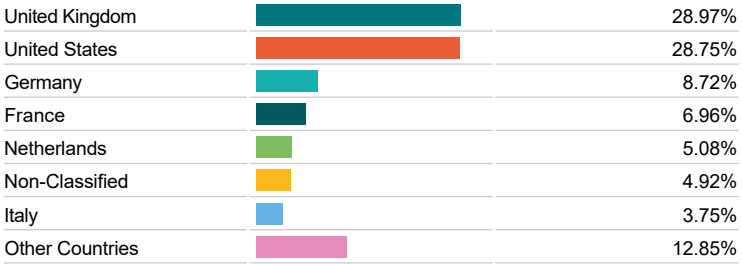
Regional Allocation



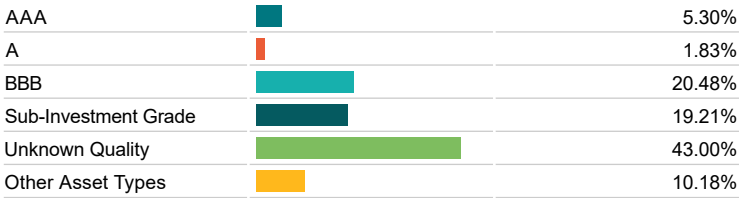
Bond Sector Breakdown



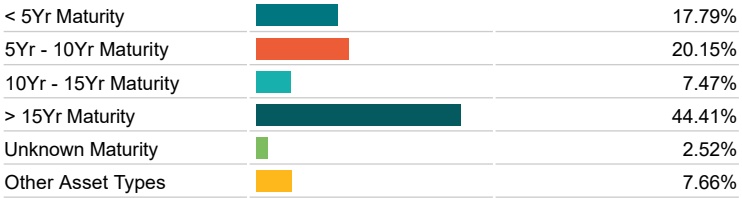
Top Country Breakdown



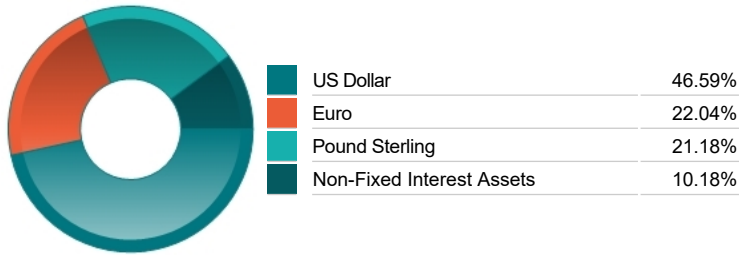
Fixed Interest Quality Profile



Fixed Interest Maturity Profile



Fixed Interest Currencies



Important Information

- The Industry Classification Benchmark is a product of FTSE International Limited and has been licensed for use.
- "Prudential" is a trading name of The Prudential Assurance Company Limited, which is registered in England and Wales. This name is also used by other companies within the Prudential Group. Registered office at Laurence Pountney Hill, London EC4R 0HH. Registered number 15454. Authorised by the Prudential Regulation Authority and regulated by the Financial Conduct Authority and the Prudential Regulation Authority.