

### Benchmark

Benchmark	UK Consumer Prices Index
Benchmark Category	Target
IA Sector	£ Strategic Bond

### Identification Codes

Sedol Code	BK7XXZ7
Mex Code	-
Isin Code	GB00BK7XXZ77
Citi Code	QGNW

### Fund Overview

Mid (23/08/2024)	111.93p
Distribution yield	1.46%
Underlying yield	1.11%
Fund size (31/05/2024)	£641.14m
Number of holdings	233
Ongoing Charges	0.35%
Launch date	16/09/2010

### Fund Charges

Entry Charge	0.00%
Ongoing Charges	0.35%

### Fund Background

Valuation frequency	Daily
Valuation point	12:00
Fund type	OEIC
Launch price	£1.00
Fund currency	Pound Sterling
Fund domicile	United Kingdom
ISA allowable	Yes
SIPP allowable	Yes

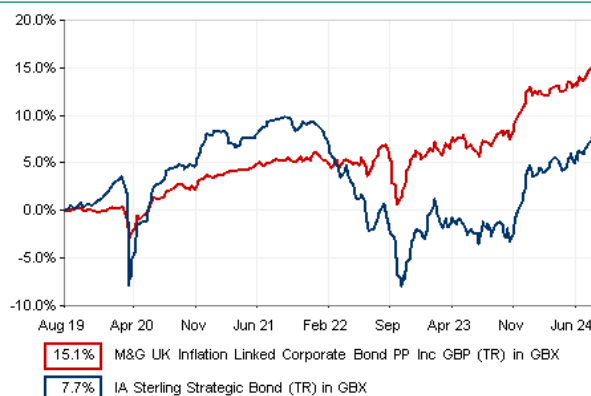
### Dealing

Minimum Investment	-
Minimum Top Up	-
Minimum Regular Saving	-
Settlement Period: Buy	-
Settlement Period: Sell	-
Pricing Basis	None
Dealing Decimals	-

### Aims

The Fund aims to protect the value of capital and income from inflation by providing a total return (the combination of capital growth and income), net of the Ongoing Charge Figure, that is consistent with or higher than UK inflation (as measured by the UK Consumer Prices Index), over any three-year period. There is no guarantee that the Fund will achieve its objective over this, or any other, period. The income distributions and the value of your investment may rise and fall, and investors may not recoup the original amount they invested.

### Performance



### Discrete performance - to last month end

	31/07/19 to 31/07/20	31/07/20 to 31/07/21	31/07/21 to 31/07/22	31/07/22 to 31/07/23	31/07/23 to 31/07/24
Fund	n/a	2.8%	1.4%	0.7%	7.4%
Sector	4.4%	5.1%	-8.5%	-1.6%	9.2%
Rank	54/70	61/75	1/80	31/86	69/88
Quartile	4	4	1	2	4

### Annualised performance

	Annualised		
	3 Years to 31/07/24	5 Years to 31/07/24	10 Years to 31/07/24
Fund	3.1%	n/a	n/a
Sector	-0.5%	1.5%	2.6%
Rank	4/80	18/70	n/a
Quartile	1	1	n/a

### Fund Managers



Name: Ben Lord  
Manager for: 13 years, 11 months

### Ratings

FE Crown



### Group Details

Group name	M&G Investments
Group address	10 Fenchurch Avenue London EC3M 5AG United Kingdom
Group telephone	0800 390 390
Dealing telephone	0800 328 3196
Email	info@mandg.co.uk
Homepage	www.mandg.co.uk
Fax number	-

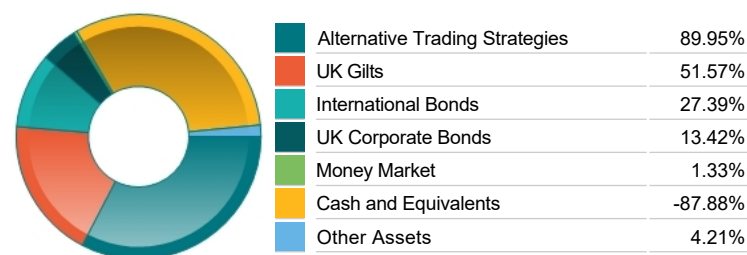
### Important Information

- Source of portfolio data: Broadridge. Source of performance data: FE fundinfo. We can't predict the future. Past performance isn't a guide to future performance. The figures shown are intended only to demonstrate performance history of the fund, after allowing for the impact of ongoing charges, but take no account of product charges. Ongoing charges may vary in the future and may be higher than they are now. Fund performance is based upon the movement of the daily price and is shown as total return in GBP with income reinvested. The value of your investment can go down as well as up so you might get back less than you put in. This factsheet is for information purposes only. If there is information or terminology included that you would like to discuss, then please contact an adviser. Investors should refer to their policy documentation and supporting brochures for fund availability, investment strategy, any product information and charges. Every care has been taken in populating this output, however it must be appreciated that neither Broadridge, Prudential nor their sources guarantee the accuracy, adequacy or completeness of this information or make any warranties regarding results from its usage.

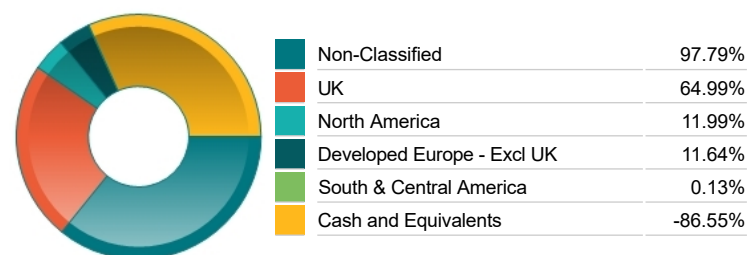
Top 10 Holdings

Name	% Weight	Sector	Country
1 1¼% Index-linked Treasury Gilt 2027	21.24%	Bonds	United Kingdom
2 ½% Index-linked Treasury Gilt 2026	20.10%	Bonds	United Kingdom
3 2½% Index-linked Treasury Stock 2024	10.01%	Bonds	United Kingdom
4 TESCO PLC 3.322% 05/11/2025	3.64%	Bonds	United Kingdom
5 TREASURY (CPI) NOTE 0.375% 15/01/2027	2.51%	Bonds	United States
6 DWR CYMRU (FINANCING) LTD 4.375% 31/03/2027	1.88%	Bonds	Non-Classified
7 JPMORGAN CHASE & CO 26/04/2028	1.33%	Bonds	United States
8 WELLS FARGO & COMPANY 26/04/2028	1.24%	Non-Classified	Non-Classified
9 IMPERIAL BRANDS FINANCE PLC 5.5% 28/09/2026	1.20%	Bonds	United Kingdom
10 ANGLIAN WATER SERVICES FINANCING P 3.666% 30/07/2024	1.10%	Bonds	Non-Classified

Asset Allocation



Regional Allocation



Bond Sector Breakdown

Bonds	92.38%
Alternative Trading Strategies	89.95%
Non-Classified	4.21%
Cash and Equivalents	-86.55%

Top Country Breakdown

Non-Classified	97.79%
United Kingdom	64.99%
United States	11.99%
Spain	2.45%
Luxembourg	2.34%
France	1.92%
Switzerland	1.39%
Other Countries	-82.87%

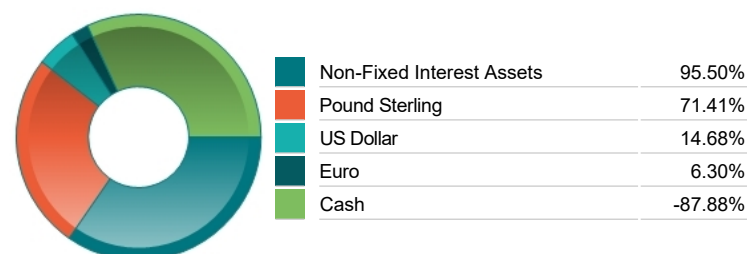
Fixed Interest Quality Profile

AAA	3.81%
AA	52.87%
A	18.68%
BBB	13.02%
Sub-Investment Grade	0.46%
Unknown Quality	3.53%
Cash and Equivalents	-86.55%
Other Asset Types	94.17%

Fixed Interest Maturity Profile

< 5Yr Maturity	86.84%
5Yr - 10Yr Maturity	5.07%
> 15Yr Maturity	0.47%
Cash And Equivalents	-86.55%
Unknown Maturity	4.21%
Other Asset Types	89.95%

Fixed Interest Currencies



Important Information

- The Industry Classification Benchmark is a product of FTSE International Limited and has been licensed for use. "Prudential" is a trading name of The Prudential Assurance Company Limited, which is registered in England and Wales. Registered office at 10 Fenchurch Avenue, London EC3M 5AG. Registered number 15454. Authorised by the Prudential Regulation Authority and regulated by the Financial Conduct Authority and the Prudential Regulation Authority.