

Benchmark

Benchmark	None
Benchmark Category	-
IA Sector	Volatility Managed

Identification Codes

Sedol Code	BK5ZC81
Mex Code	BMAAFP
Isin Code	GB00BK5ZC812
Citi Code	QLEN

Fund Overview

Mid (30/08/2024)	51.61p
Historic yield	4.40%
Fund size (31/07/2024)	£42.52m
Number of holdings	1503
Ongoing Charges	0.29%
Launch date	07/10/2019

Fund Charges

Entry Charge	0.00%
Ongoing Charges	0.29%

Fund Background

Valuation frequency	Daily
Valuation point	12:00
Fund type	OEIC
Launch price	£0.50
Fund currency	Pound Sterling
Fund domicile	United Kingdom
ISA allowable	Yes
SIPP allowable	Yes

Dealing

Minimum Investment	-
Minimum Top Up	-
Minimum Regular Saving	-
Settlement Period: Buy	4 days
Settlement Period: Sell	4 days
Pricing Basis	Forward
Dealing Decimals	2

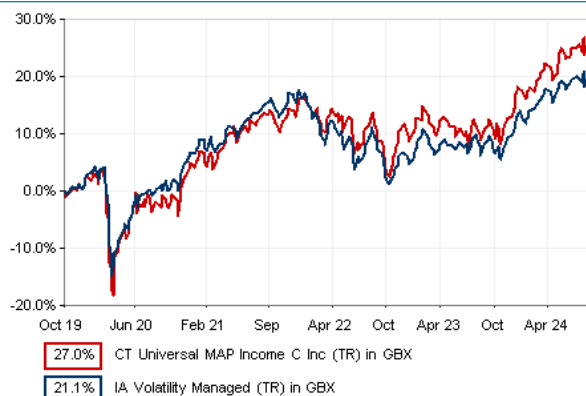
Distribution Dates

Ex dividend date(s)	Income payment date(s)
01 January	28 February
01 April	31 May
01 July	31 August
01 October	30 November

Aims

The Fund seeks to provide income with the potential for capital growth, over the long term (at least 5 years) consistent with a balanced volatility level over the same period.

Performance



Discrete performance - to last month end

	31/08/19 to 31/08/20	31/08/20 to 31/08/21	31/08/21 to 31/08/22	31/08/22 to 31/08/23	31/08/23 to 31/08/24
Fund	n/a	16.3%	-3.6%	1.2%	14.4%
Sector	0.5%	15.1%	-6.6%	0.6%	11.5%
Rank	n/a	66/159	35/188	68/201	34/210
Quartile	n/a	2	1	2	1

Annualised performance

	Annualised		
	3 Years to 31/08/24	5 Years to 31/08/24	10 Years to 31/08/24
Fund	3.8%	n/a	n/a
Sector	1.6%	3.9%	4.9%
Rank	33/188	n/a	n/a
Quartile	1	n/a	n/a

Fund Managers



Name: Paul Niven
Manager for: 4 years, 10 months

Ratings

FE Crown



Group Details

Group name	Columbia Threadneedle (ex BMO OEIC)
Group address	Cannon Place 78 Cannon Street London EC4N 6AG
Group telephone	0845 799 2299
Dealing telephone	-
Email	-
Homepage	www.columbiathreadneedle.com
Fax number	-

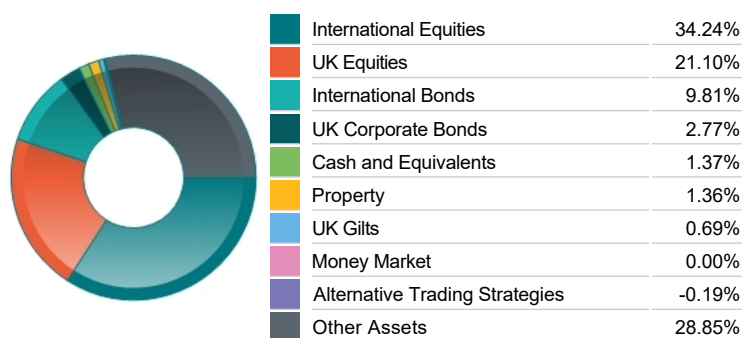
Important Information

- Source of portfolio data: Broadridge. Source of performance data: FE fundinfo. We can't predict the future. Past performance isn't a guide to future performance. The figures shown are intended only to demonstrate performance history of the fund, after allowing for the impact of ongoing charges, but take no account of product charges. Ongoing charges may vary in the future and may be higher than they are now. Fund performance is based upon the movement of the daily price and is shown as total return in GBP with income reinvested. The value of your investment can go down as well as up so you might get back less than you put in. This factsheet is for information purposes only. If there is information or terminology included that you would like to discuss, then please contact an adviser. Investors should refer to their policy documentation and supporting brochures for fund availability, investment strategy, any product information and charges. Every care has been taken in populating this output, however it must be appreciated that neither Broadridge, Prudential nor their sources guarantee the accuracy, adequacy or completeness of this information or make any warranties regarding results from its usage.

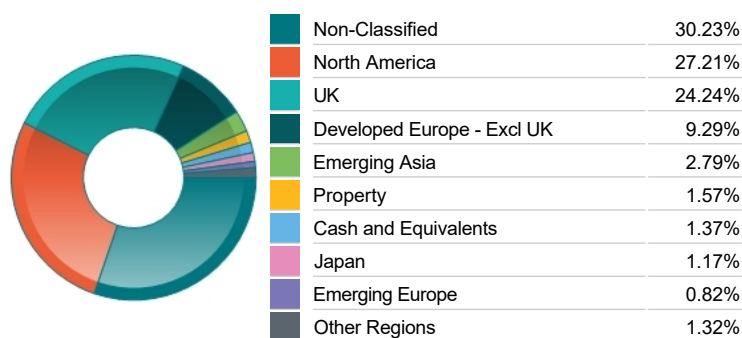
Top 10 Holdings

Name	% Weight	Sector	Country
1 ASTRAZENECA	1.59%	Pharmaceuticals & Biotechnology	United Kingdom
2 HSBC HOLDINGS	1.56%	Banks	United Kingdom
3 BRITISH AMERICAN TOBACCO	1.44%	Tobacco	United Kingdom
4 SHELL	1.41%	Non-Renewable Energy	United Kingdom
5 NVIDIA CORPORATION	1.22%	Technology Hardware & Equipment	United States
6 American Tower Corporation American Tower Corp Ord USD0.01	1.07%	Real Estate Investment Trusts	United States
7 ALTRIA GROUP	1.05%	Tobacco	United States
8 LLOYDS BANKING GROUP	1.02%	Banks	United Kingdom
9 RIO TINTO	1.01%	Industrial Metals & Mining	United Kingdom
10 UNILEVER	0.99%	Personal Care, Drug & Grocery Stores	United Kingdom

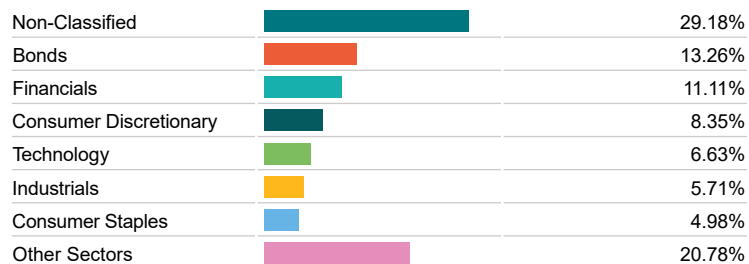
Asset Allocation



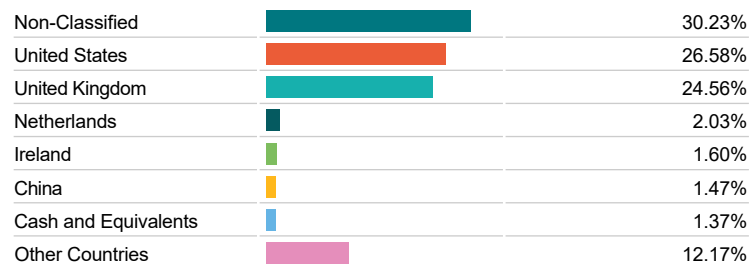
Regional Allocation



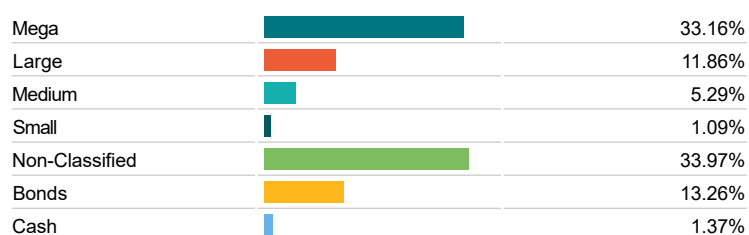
Equity Sector Breakdown



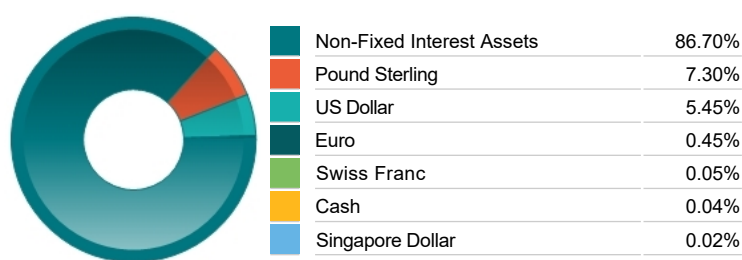
Top Country Breakdown



Breakdown By Market Cap (%)



Fixed Interest Currencies



Important Information

• The Industry Classification Benchmark is a product of FTSE International Limited and has been licensed for use. "Prudential" is a trading name of The Prudential Assurance Company Limited, which is registered in England and Wales. Registered office at 10 Fenchurch Avenue, London EC3M 5AG. Registered number 15454. Authorised by the Prudential Regulation Authority and regulated by the Financial Conduct Authority and the Prudential Regulation Authority.