

Benchmark

| | |
|--------------------|------------------------------------|
| Benchmark | IA UK Equity Income Sector Average |
| Benchmark Category | - |
| IA Sector | UK Equity Income |

Identification Codes

| | |
|------------|--------------|
| Sedol Code | BGRLZK2 |
| Mex Code | K8TOB |
| Isin Code | GB00BGRLZK23 |
| Citi Code | PLF8 |

Fund Overview

| | |
|------------------------|------------|
| Mid (30/08/2024) | 116.04p |
| Historic yield | 3.68% |
| Fund size (30/04/2023) | £162.58m |
| Number of holdings | 53 |
| Ongoing Charges | 0.89% |
| Launch date | 30/11/2018 |

Fund Charges

| | |
|-----------------|-------|
| Entry Charge | 0.00% |
| Ongoing Charges | 0.89% |

Fund Background

| | |
|---------------------|----------------|
| Valuation frequency | Daily |
| Valuation point | 12:00 |
| Fund type | OEIC |
| Launch price | £10.00 |
| Fund currency | Pound Sterling |
| Fund domicile | United Kingdom |
| ISA allowable | Yes |
| SIPP allowable | Yes |

Dealing

| | |
|-------------------------|---------|
| Minimum Investment | - |
| Minimum Top Up | - |
| Minimum Regular Saving | - |
| Settlement Period: Buy | 3 days |
| Settlement Period: Sell | 3 days |
| Pricing Basis | Forward |
| Dealing Decimals | - |

Distribution Dates

| Ex dividend date(s) | Income payment date(s) |
|---------------------|------------------------|
| 01 February | 30 April |
| 01 August | 29 October |

Aims

To generate income and some capital over the long term (5 years or more) by investing in UK equities (company shares).

Performance Target: To deliver a yield greater than that of and achieve a return in excess of the FTSE All Share Index over a rolling five year period (before charges). There is no certainty or promise that the Performance Target will be achieved.

Performance Comparator: Investment Association UK Equity Income sector average.

The FTSE All Share Index (the "Index") is a representative index of the UK stock market.

The Investment Association UK Equity Income Sector (the "Sector") is a representative group of investment funds with a focus on UK equities with the aim of delivering a premium yield.

Performance



Discrete performance - to last month end

| | 31/08/19 to 31/08/20 | 31/08/20 to 31/08/21 | 31/08/21 to 31/08/22 | 31/08/22 to 31/08/23 | 31/08/23 to 31/08/24 |
|----------|----------------------|----------------------|----------------------|----------------------|----------------------|
| Fund | -4.5% | 26.4% | -8.1% | 4.0% | 11.2% |
| Sector | -12.4% | 31.3% | -2.7% | 4.0% | 18.2% |
| Rank | 9/72 | 55/72 | 57/74 | 42/75 | 73/75 |
| Quartile | 1 | 4 | 4 | 3 | 4 |

Annualised performance

| | Annualised | | |
|----------|---------------------|---------------------|----------------------|
| | 3 Years to 31/08/24 | 5 Years to 31/08/24 | 10 Years to 31/08/24 |
| Fund | 2.0% | 5.1% | n/a |
| Sector | 6.2% | 6.6% | 5.6% |
| Rank | 61/74 | 59/72 | n/a |
| Quartile | 4 | 4 | n/a |

Fund Managers



Name: Charles Luke
 Manager for: 8 years, 8 months

Ratings

FE Crown



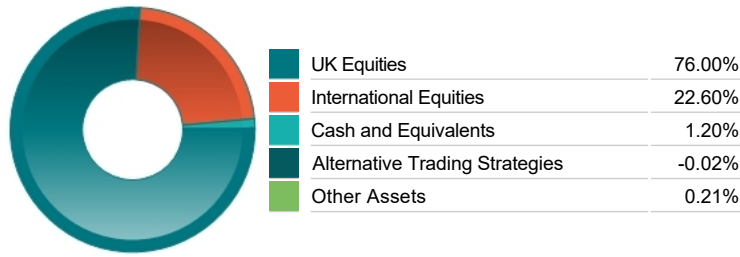
Group Details

| | |
|-------------------|--|
| Group name | abrdn OEIC |
| Group address | Aberdeen Standard Fund Managers Limited PO BOX 12233 Chelmsford CM99 2EE |
| Group telephone | 0800 33 33 53 |
| Dealing telephone | 0800 33 33 53 |
| Email | investments_marketline@standardlife.com |
| Homepage | www.aberdeenstandard.com |
| Fax number | 0131 525 9720 |


Top 10 Holdings

| Name | % Weight | Sector | Country |
|-------------------------------|----------|--------------------------------------|----------------|
| 1 ASTRAZENECA | 5.68% | Pharmaceuticals & Biotechnology | United Kingdom |
| 2 RELX | 5.15% | Media | United Kingdom |
| 3 DIAGEO | 5.05% | Beverages | United Kingdom |
| 4 UNILEVER | 4.85% | Personal Care, Drug & Grocery Stores | United Kingdom |
| 5 BP | 3.58% | Non-Renewable Energy | United Kingdom |
| 6 TOTAL SE | 3.33% | Non-Renewable Energy | France |
| 7 SSE | 3.12% | Electricity | United Kingdom |
| 8 BHP GROUP | 3.08% | Industrial Metals & Mining | Australia |
| 9 LONDON STOCK EXCHANGE GROUP | 2.86% | Finance & Credit Services | United Kingdom |
| 10 COCA-COLA HBC AG | 2.68% | Beverages | Switzerland |

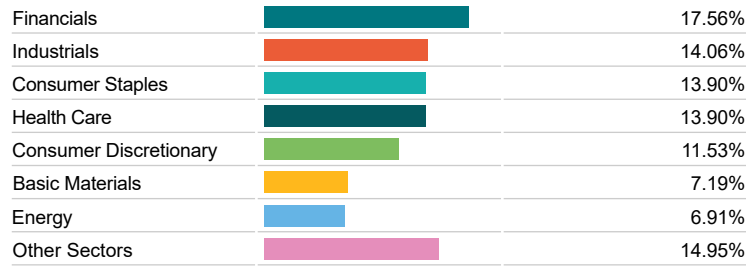
Asset Allocation



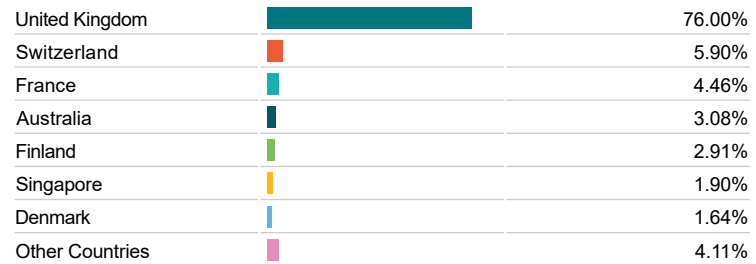
Regional Allocation



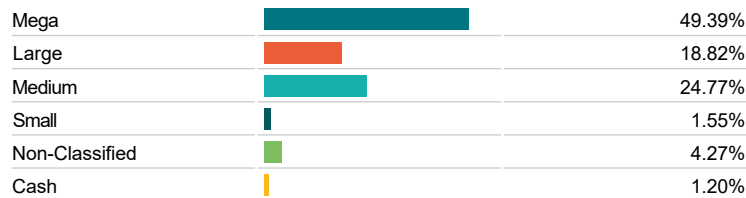
Equity Sector Breakdown



Top Country Breakdown



Breakdown By Market Cap (%)



Fixed Interest Currencies

