

Aims

Objective: The investment strategy of the fund is to purchase units in the LGIM FTSE4Good UK Equity Index - the underlying fund.

Underlying Fund Objective: The fund aims to track the sterling total returns of the FTSE4Good UK Equity Index (including re-invested income, less withholding tax) to within +/- 0.5% per annum for two years in three.

Benchmark

Benchmark FTSE4Good UK Equity Index
Sector ABI UK All Companies

Identification Codes

Sedol Code BWV0BD2
Mex Code PUZZC
Isin Code GB00BWV0BD26
Citi Code M9ZM

Fund Overview

Daily price (21/08/2024) 304.12
Fund size (30/06/2024) £7.48m
Underlying Fund size £240.79m
Number of holdings 208
Launch date 03/07/2015

Fund Charges

Annual Management Charge (AMC) Please refer to the "Guide to Fund Options" for your specific pension plan

Performance



Discrete performance - to latest available quarter end

	30/06/19 to 30/06/20	30/06/20 to 30/06/21	30/06/21 to 30/06/22	30/06/22 to 30/06/23	30/06/23 to 30/06/24
Fund	-14.8%	22.4%	0.7%	8.7%	11.7%
Benchmark	-13.9%	19.7%	2.4%	9.1%	11.4%

Performance - to latest available quarter end

	Quarter	Annualised		
	2 2024	3 Years to 30/06/24	5 Years to 30/06/24	10 Years to 30/06/24
Fund	4.7%	7.0%	5.0%	n/a
Benchmark	4.4%	7.6%	5.1%	6.0%

Prudential Risk Rating


Higher Risk
These are specialist equity funds that focus on set geographical regions or a particular type of share e.g. shares of smaller companies or those that conform to certain criteria.

These risk ratings have been developed by Prudential to help provide an indication of a fund's potential level of risk and reward based on the type of assets which may be held by the fund. Other companies may use different descriptions and as such these risk ratings should not be considered as generic across the fund management industry.

We regularly review our fund risk ratings, so they may change in the future. If, in our view, there is a material change in the fund's level of risk, for example due to a significant change to the assets held by the fund or in the way the fund is managed, we will provide information on the new risk rating. We recommend that you make sure you understand the risk rating of any fund before you invest.

You should also consider discussing your decision and the appropriateness of a fund's risk rating with an adviser.

Fund Managers



Name: Index Fund Management Team

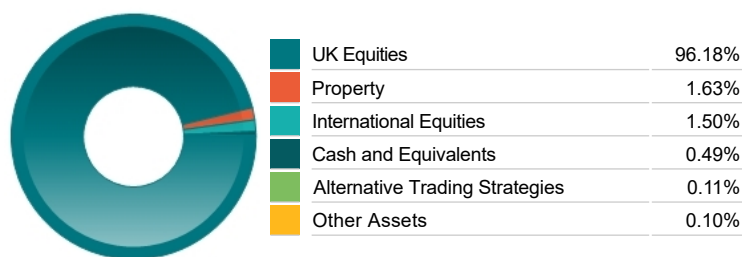
Important Information

- Some funds may invest in 'underlying' funds or other investment vehicles. The performance of our fund, compared to what it's invested in won't be exactly the same. That can be due to additional charges, cash management (needed to help people to enter and leave our fund when they want), tax and the timing of investments (this is known as a fund's dealing cycle, it varies between managers and can be several days).
- Source: London Stock Exchange Group plc and its group undertakings (collectively, the "LSE Group"). © LSE Group 2023. FTSE Russell is a trading name of certain of the LSE Group companies. e.g., "FTSE®" "Russell®", "FTSE Russell®", "MTS®", "FTSE4Good®", "ICB®", "Mergent®", "The Yield Book®," are a trade mark(s) of the relevant LSE Group companies and are used by any other LSE Group company under license. "TMX®" is a trade mark of TSX, Inc. and used by the LSE Group under license. All rights in the FTSE Russell indexes or data vest in the relevant LSE Group company which owns the index or the data. Neither LSE Group nor its licensors accept any liability for any errors or omissions in the indexes or data and no party may rely on any indexes or data contained in this communication. No further distribution of data from the LSE Group is permitted without the relevant LSE Group company's express written consent. The LSE Group does not promote, sponsor or endorse the content of this communication.
- Source of portfolio data: Broadridge. Source of performance data: FE fundinfo. We can't predict the future. Past performance isn't a guide to future performance. The figures shown are intended only to demonstrate performance history of the fund, after allowing for the impact of fund charges and further costs, but take no account of any Annual Management Charge paid for by the deduction of units. Charges and further costs may vary in the future and may be higher than they are now. Fund performance is based upon the movement of the daily price and is shown as total return in GBP with gross income reinvested. The value of your investment can go down as well as up so you might get back less than you put in.
- This factsheet is intended for the trustees, sponsors, advisers and members of occupational pension schemes using Prudential group pension contracts and Prudential grouped personal pensions and Stakeholder pension contracts. Its purpose is to provide an insight into how investment markets and funds have performed over the period and is provided for information only. If you are not familiar with any of the investment terminology included, then please contact an adviser. Investors should refer to their scheme documentation (e.g. Fund Guide) for fund availability, investment strategy, any scheme information and charges. Every care has been taken in populating this output, however it must be appreciated that neither Broadridge, Prudential nor their sources guarantee the accuracy, adequacy or completeness of this information or make any warranties regarding results from its usage.

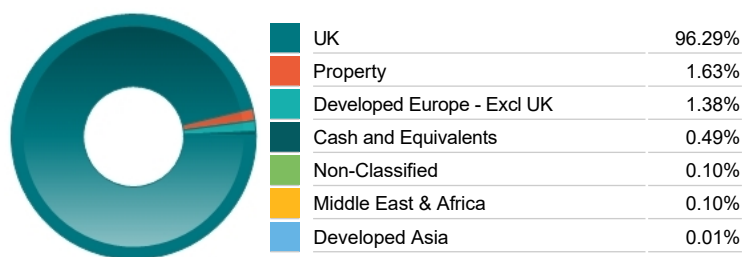
Top 10 Holdings

Name	% Weight	Sector	Country
1 ASTRAZENECA	9.07%	Pharmaceuticals & Biotechnology	United Kingdom
2 HSBC HOLDINGS	7.22%	Banks	United Kingdom
3 SHELL	7.02%	Non-Renewable Energy	United Kingdom
4 UNILEVER	5.78%	Personal Care, Drug & Grocery Stores	United Kingdom
5 GSK	3.86%	Pharmaceuticals & Biotechnology	United Kingdom
6 RELX	3.51%	Media	United Kingdom
7 RIO TINTO	3.25%	Industrial Metals & Mining	United Kingdom
8 DIAGEO	3.15%	Beverages	United Kingdom
9 SHELL	2.91%	Non-Renewable Energy	United Kingdom
10 LONDON STOCK EXCHANGE GROUP	2.40%	Finance & Credit Services	United Kingdom

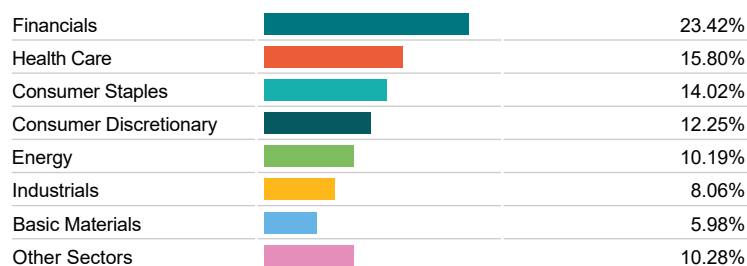
Asset Allocation



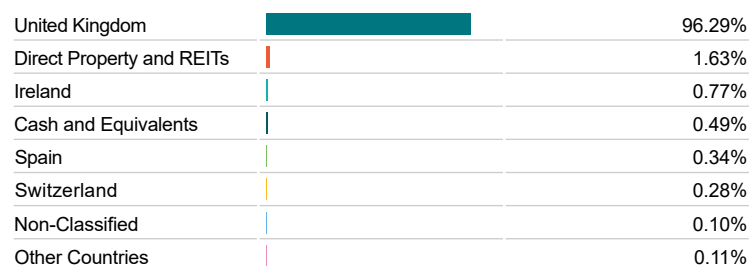
Regional Allocation



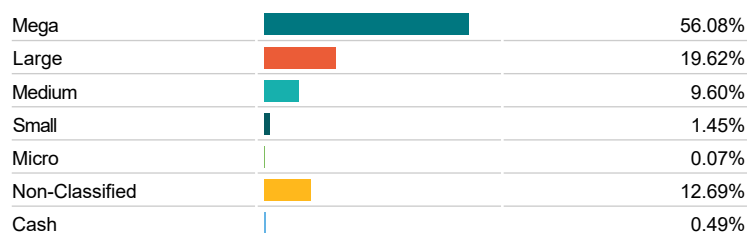
Equity Sector Breakdown



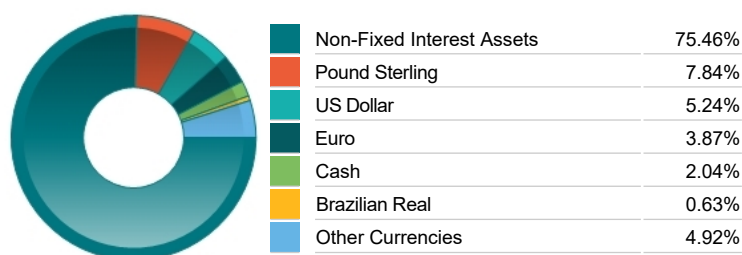
Top Country Breakdown



Breakdown By Market Cap (%)



Fixed Interest Currencies



Important Information

- All rights in the FTSE4Good Global Equity Index vest in FTSE International Limited ("FTSE"). "FTSE®" is a trade mark of the London Stock Exchange Plc and The Financial Times Limited and is used by FTSE under licence. The Ethical Global Equity Index Fund has been developed solely by Legal & General Investment Management Limited. The Index is calculated by FTSE or its agent. FTSE and its licensors do not sponsor, advise, recommend, endorse or promote this Ethical Global Equity Index Fund and are not in any way connected to it and do not accept any liability (including in negligence or otherwise) to any person for any loss arising out of use of the Index by any person or in relation to the Ethical Global Equity Index Fund's issue, operation or trading or as a result of an investment in the Ethical Global Equity Index Fund. FTSE makes no claim, prediction, warranty or representation whatsoever, expressly or impliedly, either as to the results to be obtained from the use of the Ethical Global Equity Index Fund or as to the fitness or suitability of the Index for the particular purpose to which it is being put by Legal & General Investment Management Limited.
- The Industry Classification Benchmark is a product of FTSE International Limited and has been licensed for use.
- Prudential is a trading name of Prudential Pensions Limited. Prudential Pensions Limited is registered in England and Wales. Registered office at 10 Fenchurch Avenue, London EC3M 5AG. Registered number 992726. Authorised by the Prudential Regulation Authority and regulated by the Financial Conduct Authority and the Prudential Regulation Authority.

Commentary

Performance as at Q2 2024 - UK equities rose in sterling terms over the quarter, with the FTSE 100 hitting a new all-time high. The telecommunications and basic materials sectors performed best. The market was supported by inflation declining to 2% in May, which matched the Bank of England's (BoE) inflation target. The economy emerged from a mild recession when GDP expanded by 0.7% quarter-on-quarter in the first three months of the year. However, economic data was mixed; unemployment picked up to 4.4% in April as the economy lost 140,000 jobs. The composite PMI weakened over the quarter, though remained in expansionary territory. Despite the good news on inflation, and signs of an economic slowdown, the BoE maintained interest rates at 5.25% over the quarter. A rate cut was possibly delayed due to Prime Minister Rishi Sunak announcing a snap general election to take place on 4 July. There were also concerns that the fall in inflation may be temporary, as wage inflation proved stubborn, at 5.9% in April.

Source: Legal & General Investment Management

Important Information

- Prudential is a trading name of Prudential Pensions Limited. Prudential Pensions Limited is registered in England and Wales. Registered office at 10 Fenchurch Avenue, London EC3M 5AG. Registered number 992726. Authorised by the Prudential Regulation Authority and regulated by the Financial Conduct Authority and the Prudential Regulation Authority.