

Benchmark

| | |
|--------------------|---|
| Benchmark | FTSE Small Cap ex Investment Trust (Gross Total Return) Index |
| Benchmark Category | - |
| IA Sector | UK Smaller Companies |

Identification Codes

| | |
|------------|--------------|
| Sedol Code | B5VQ012 |
| Mex Code | - |
| Isin Code | GB00B5VQ0123 |
| Citi Code | OIF5 |

Fund Overview

| | |
|------------------------|------------|
| Mid (03/04/2025) | 426.40p |
| Historic yield | 1.60% |
| Fund size (28/02/2025) | £113.96m |
| Number of holdings | 87 |
| Ongoing Charges | 0.92% |
| Launch date | 02/08/1996 |

Fund Charges

| | |
|-----------------|-------|
| Entry Charge | 0.00% |
| Ongoing Charges | 0.92% |

Fund Background

| | |
|---------------------|----------------|
| Valuation frequency | Daily |
| Valuation point | 12:00 |
| Fund type | OEIC |
| Launch price | £0.50 |
| Fund currency | Pound Sterling |
| Fund domicile | United Kingdom |
| ISA allowable | Yes |
| SIPP allowable | Yes |

Dealing

| | |
|-------------------------|----------|
| Minimum Investment | £1000000 |
| Minimum Top Up | £500000 |
| Minimum Regular Saving | - |
| Settlement Period: Buy | 4 days |
| Settlement Period: Sell | 4 days |
| Pricing Basis | Forward |
| Dealing Decimals | 2 |

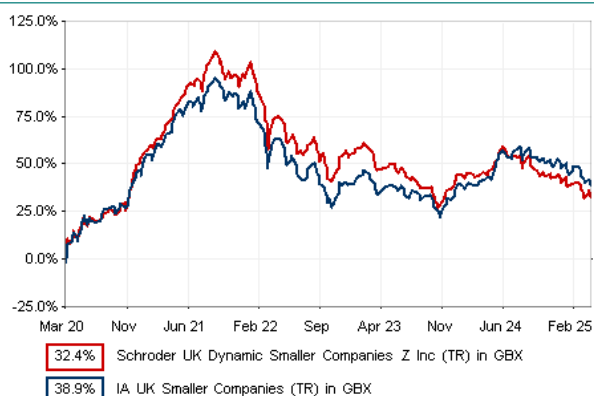
Distribution Dates

| Ex dividend date(s) | Income payment date(s) |
|---------------------|------------------------|
| 01 January | 28 February |
| 01 July | 31 August |

Aims

The fund aims to achieve long-term capital growth by investing primarily in UK smaller companies. The fund will invest at least 80 per cent of its assets in the UK listed companies that form the bottom 10 per cent by market capitalisation.

Performance




Discrete performance - to last month end

| | 31/03/20 to 31/03/21 | 31/03/21 to 31/03/22 | 31/03/22 to 31/03/23 | 31/03/23 to 31/03/24 | 31/03/24 to 31/03/25 |
|----------|----------------------|----------------------|----------------------|----------------------|----------------------|
| Fund | 71.3% | 1.5% | -15.6% | -0.5% | -9.3% |
| Sector | 65.7% | -1.7% | -16.6% | 5.0% | -2.5% |
| Rank | 15/41 | 16/42 | 22/43 | 37/43 | 40/43 |
| Quartile | 2 | 2 | 2 | 4 | 4 |

Annualised performance

| | Annualised | | |
|----------|---------------------|---------------------|----------------------|
| | 3 Years to 31/03/25 | 5 Years to 31/03/25 | 10 Years to 31/03/25 |
| Fund | -8.7% | 5.8% | 4.2% |
| Sector | -5.2% | 6.8% | 5.1% |
| Rank | 35/43 | 22/41 | 26/35 |
| Quartile | 4 | 3 | 3 |

Fund Managers



Name: John Warren Luke Biermann
Manager for: 19 years, 3 months 7 years, 8 months

Ratings

FE Crown



Group Details

| | |
|-------------------|--|
| Group name | Schroder Unit Trusts Limited |
| Group address | 1 London Wall Place, London, EC2Y 5AU United Kingdom |
| Group telephone | 0800 718 777 |
| Dealing telephone | 0800 718 788 |
| Email | investorservices@schroders.com |
| Homepage | www.schroders.co.uk |
| Fax number | 0870 043 4080 |


Important Information

- Source of portfolio data: Broadridge. Source of performance data: FE fundinfo. We can't predict the future. Past performance isn't a guide to future performance. The figures shown are intended only to demonstrate performance history of the fund, after allowing for the impact of ongoing charges, but take no account of product charges. Ongoing charges may vary in the future and may be higher than they are now. Fund performance is based upon the movement of the daily price and is shown as total return in GBP with income reinvested. The value of your investment can go down as well as up so you might get back less than you put in.
- This factsheet is for information purposes only. If there is information or terminology included that you would like to discuss, then please contact an adviser. Investors should refer to their policy documentation and supporting brochures for fund availability, investment strategy, any product information and charges. Every care has been taken in populating this output, however it must be appreciated that neither Broadridge, Prudential nor their sources guarantee the accuracy, adequacy or completeness of this information or make any warranties regarding results from its usage.

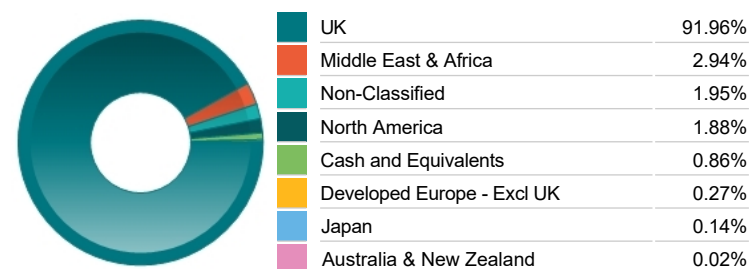
Top 10 Holdings

| Name | % Weight | Sector | Country |
|------------------------------------|----------|------------------------------|----------------|
| 1 JUST GROUP | 3.44% | Life Insurance | United Kingdom |
| 2 TELECOM PLUS | 3.26% | Electricity | United Kingdom |
| 3 ALFA FINANCIAL SOFTWARE HOLDINGS | 2.88% | Software & Computer Services | United Kingdom |
| 4 ME GROUP INTERNATIONAL | 2.78% | Leisure Goods | United Kingdom |
| 5 PARAGON BANKING GROUP | 2.39% | Finance & Credit Services | United Kingdom |
| 6 HILL & SMITH | 2.35% | Industrial Metals & Mining | United Kingdom |
| 7 PLAYTECH | 2.32% | Travel & Leisure | United Kingdom |
| 8 TBC BANK GROUP | 2.19% | Banks | United Kingdom |
| 9 ON THE BEACH GROUP | 2.13% | Travel & Leisure | United Kingdom |
| 10 WATCHES OF SWITZERLAND GROUP | 1.98% | Personal Goods | United Kingdom |

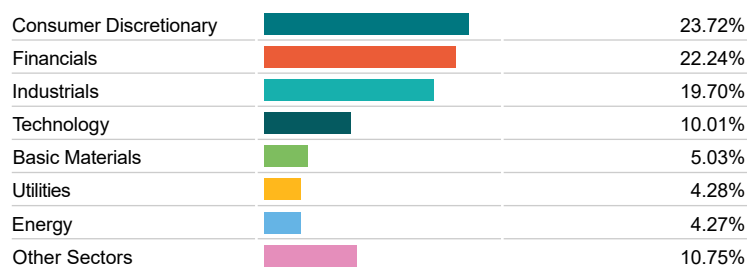
Asset Allocation



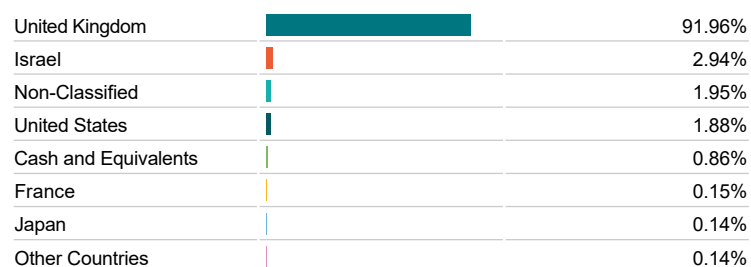
Regional Allocation



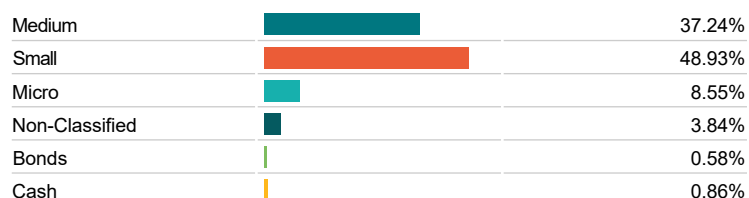
Equity Sector Breakdown



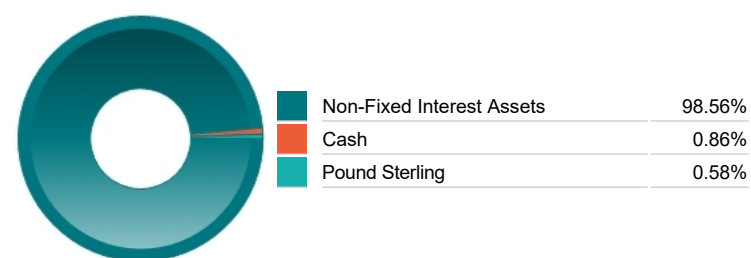
Top Country Breakdown



Breakdown By Market Cap (%)



Fixed Interest Currencies



Important Information

- The Industry Classification Benchmark is a product of FTSE International Limited and has been licensed for use.
- "Prudential" is a trading name of The Prudential Assurance Company Limited, which is registered in England and Wales. Registered office at 10 Fenchurch Avenue, London EC3M 5AG. Registered number 15454. Authorised by the Prudential Regulation Authority and regulated by the Financial Conduct Authority and the Prudential Regulation Authority.

Commentary

Not Applicable

Important Information

- "Prudential" is a trading name of The Prudential Assurance Company Limited, which is registered in England and Wales. Registered office at 10 Fenchurch Avenue, London EC3M 5AG. Registered number 15454. Authorised by the Prudential Regulation Authority and regulated by the Financial Conduct Authority and the Prudential Regulation Authority.