

**Benchmark**

Benchmark	Not benchmarked
ABI Sector	Unclassified

**Identification Codes**

Sedol Code	B5373L4
Mex Code	PURNAC
Isin Code	GB00B5373L41
Citi Code	G5R8

**Fund Overview**

Bid (20/12/2024)	217.70
Offer	n/a
Fund size	-
Launch date	07/09/2009

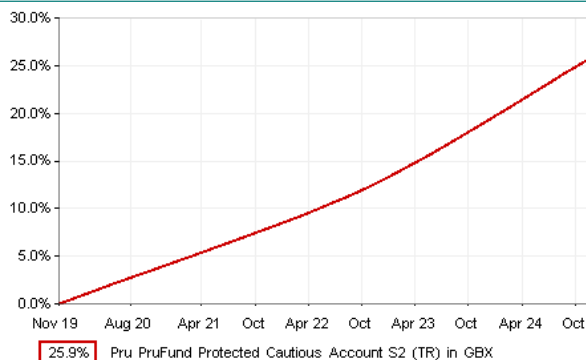
**Fund Charges**

Annual Management Charge (AMC)	1.28%
Further Costs	0.22%
<b>Yearly Total</b>	<b>1.50%</b>

**Aims**

Objective: The fund aims to produce growth over the medium to long term (5 to 10 years or more) using a cautious approach to investing while smoothing some of the ups and downs of short-term investment performance. The fund spreads investment risk by investing in a range of different asset types, which currently includes UK and international equities, property, fixed interest securities, index-linked securities, cash and other specialist investments. The cautious approach to investment means the fund aims to invest 50-75% in fixed interest securities, index-linked securities and cash, although we may occasionally move outside this range to meet the fund objectives.

**Performance**



**Discrete performance - to last month end**

	30/11/19 to 30/11/20	30/11/20 to 30/11/21	30/11/21 to 30/11/22	30/11/22 to 30/11/23	30/11/23 to 30/11/24
Fund	4.1%	3.9%	4.3%	5.6%	5.7%

**Annualised performance**

	Annualised		
	3 Years to 30/11/24	5 Years to 30/11/24	10 Years to 30/11/24
Fund	5.2%	4.7%	4.7%

**Fund Managers**



































Name: M&G Treasury & Investment Office  
 Manager of the underlying fund for: 10 years

**Important Information**

- Because of changes in exchange rates the value of your investment, as well as any money you take from it, can go down as well as up.
- We can't predict the future. Past Performance isn't a guide to future performance. For the range of PruFund funds, what you receive will depend on the value of the underlying investments, the smoothing process, our charges, and when you take your money out.
- The capital guarantee, if applicable, is applied at the end of the guarantee term specified in your personal illustration document. The guarantees we provide are backed by the Prudential Assurance Company Limited (PAC) With-Profits Fund. We do not use a third party to back our guarantees. Some guarantees are currently closed to new investments.
- Source of portfolio data: Broadridge. Source of performance data: FE fundinfo. We can't predict the future. Past performance isn't a guide to future performance. The figures shown are intended only to demonstrate performance history of the fund, after allowing for the impact of fund charges and further costs, but take no account of product charges, or any Annual Management Charge paid for by the deduction of units. Charges and further costs may vary in the future and may be higher than they are now. Fund performance is based upon the movement of the daily price and is shown as total return in GBP with net income reinvested. The value of your investment can go down as well as up so you might get back less than you put in.
- This factsheet is for information purposes only. If there is information or terminology included that you would like to discuss, then please contact an adviser. Investors should refer to their policy documentation and supporting brochures for fund availability, investment strategy, any product information and charges. Every care has been taken in populating this output, however it must be appreciated that neither Broadridge, Prudential nor their sources guarantee the accuracy, adequacy or completeness of this information or make any warranties regarding results from its usage.

**Asset Allocation**

Name		% Weight
UK Investment Grade		10.20%
Asia Fixed Interest		10.00%
US Investment Grade		9.90%
Private High Yield		6.40%
UK Real Estate		6.10%
UK Equities		5.30%
Emerging Market Debt		4.30%
UK High Yield		3.80%
Private Equity		3.60%
North American Equities		3.50%
US Treasury		3.30%
Europe Investment Grade		3.20%
Infrastructure		2.90%
Tactical Investment Opportunities		2.50%
European Equities		2.20%
Asia ex. Japan Equities		2.10%
Asia Real Estate		2.10%
Europe High Yield		1.70%
Cash & Equivalents		1.60%
Japanese Equities		1.50%
Convertibles		1.50%
China Equities		1.40%
Africa Fixed Interest		1.40%
Other Factors		1.40%
Europe ex UK Real Estate		1.30%
Lower Risk Private Credit		1.30%
North America Real Estate		1.20%
Middle East and Africa Equities		1.10%
India Equities		0.90%
Global Emerging Markets Equities		0.90%
US High Yield		0.70%
Global High Yield		0.70%

**Important Information**

- Because of changes in exchange rates the value of your investment, as well as any money you take from it, can go down as well as up. We can't predict the future. Past Performance isn't a guide to future performance. For the range of PruFund funds, what you receive will depend on the value of the underlying investments, the smoothing process, our charges, and when you take your money out.
- The capital guarantee, if applicable, is applied at the end of the guarantee term specified in your personal illustration document. The guarantees we provide are backed by the Prudential Assurance Company Limited (PAC) With-Profits Fund. We do not use a third party to back our guarantees. Some guarantees are currently closed to new investments.
- "Prudential" is a trading name of The Prudential Assurance Company Limited, which is registered in England and Wales. Registered office at 10 Fenchurch Avenue, London EC3M 5AG. Registered number 15454. Authorised by the Prudential Regulation Authority and regulated by the Financial Conduct Authority and the Prudential Regulation Authority.

## Commentary

30 September 2024

Despite bouts of volatility fuelled by decelerating macroeconomic indicators, shifting global monetary policy expectations and sharp movements in the Japanese yen, equities and bonds both registered gains. Government bonds performed well as the monetary easing cycle gathered momentum following the Federal Reserve's (Fed) 50-basis point rate cut in September. The 10-year US government bond (Treasury) yield fell to 3.8% from 4.4% three months earlier. The 10-year UK gilt yield ended at 4.0%. The price of corporate bonds, including riskier high yield debt, also rose, along with emerging market debt. Equity markets recovered from declines in August and September to end in positive territory. The FTSE World Index rose 0.3%, in sterling terms – the appreciation of the pound sterling weighed on the returns from overseas assets for sterling-based investors. US equities hit new highs following the Federal Reserve's (Fed) rate cut, with the S&P 500 climbing 5.9% (US dollars). In the UK, the FTSE 100 Index delivered 1.8% (sterling). Chinese equities rallied as the government introduced a substantial economic stimulus package. European and emerging market equities also advanced. In contrast, the Bank of Japan's unexpected rate hike and election of a new prime minister saw equities decline. From a sector standpoint, there was a shift away from technology, with utilities, industrials, and financials leading. The US dollar weakened against most major currencies after the Fed's reduction. In commodities, Brent crude oil fell 16.8%, while gold rose 13.2% for a fourth consecutive quarterly gain.

The M&G Treasury & Investment Office (T&IO) outlook is cautious as much uncertainty remains.

## Important Information

- "Prudential" is a trading name of The Prudential Assurance Company Limited, which is registered in England and Wales. Registered office at 10 Fenchurch Avenue, London EC3M 5AG. Registered number 15454. Authorised by the Prudential Regulation Authority and regulated by the Financial Conduct Authority and the Prudential Regulation Authority.