

Benchmark

Benchmark	IA Mixed Investment 40-85% shares
Benchmark Category	Comparator
IA Sector	Volatility Managed

Identification Codes

Sedol Code	B549YV6
Mex Code	PUPLBA
Isin Code	GB00B549YV68
Citi Code	4E6

Fund Overview

Mid (23/12/2024)	219.37p
Historic yield	1.58%
Fund size (30/11/2024)	£347.58m
Number of holdings	7923
Ongoing Charges	0.88%
Launch date	22/01/2010

Fund Charges

Entry Charge	0.00%
Ongoing Charges	0.88%

Fund Background

Valuation frequency	Daily
Valuation point	12:00
Fund type	OEIC
Launch price	£1.00
Fund currency	Pound Sterling
Fund domicile	United Kingdom
ISA allowable	Yes
SIPP allowable	Yes

Dealing

Minimum Investment	£500
Minimum Top Up	£250
Minimum Regular Saving	£50
Settlement Period: Buy	4 days
Settlement Period: Sell	4 days
Pricing Basis	Forward
Dealing Decimals	2

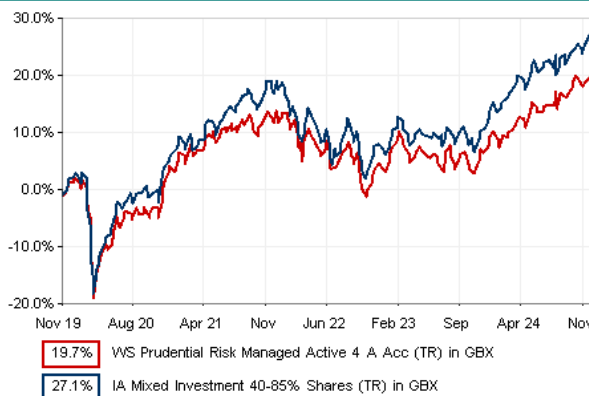
Distribution Dates

Ex dividend date(s)	Income payment date(s)
01 November	31 December

Aims

The Sub-fund aims to achieve long-term (in excess of 5 years) total return (the combination of income and growth of capital) by investing in a mix of assets from around the world and aims to limit the average volatility per annum over rolling 5 year periods to 14.5%. There is no guarantee the objective will be achieved over any time period and the actual volatility, at any time, may be higher or lower than 14.5%. Capital invested is at risk. There is no guarantee that the volatility target will be met and at any time the actual volatility may be higher or lower than the long-term target.

Performance



Discrete performance - to last month end

	30/11/19 to 30/11/20	30/11/20 to 30/11/21	30/11/21 to 30/11/22	30/11/22 to 30/11/23	30/11/23 to 30/11/24
Fund	2.4%	8.8%	-6.1%	1.5%	12.8%
Benchmark	4.4%	11.9%	-7.4%	2.2%	14.9%

Annualised performance

	Annualised		
	3 Years to 30/11/24	5 Years to 30/11/24	10 Years to 30/11/24
Fund	2.4%	3.7%	4.4%
Benchmark	2.8%	4.9%	5.6%

Fund Managers



Name: M&G Treasury & Investment Office
Manager for: 8 years, 1 months

Ratings

FE Crown



Group Details

Group name	Waystone Management (UK) Limited
Group address	PO Box 389, DARLINGTON, DL1 9UF
Group telephone	0345 9220044
Dealing telephone	0344 3358936
Email	wtas-investorservices@waystone.com
Homepage	www.waystone.com
Fax number	0113 2246001

Important Information

- Source of portfolio data: Broadridge. Source of performance data: FE fundinfo. We can't predict the future. Past performance isn't a guide to future performance. The figures shown are intended only to demonstrate performance history of the fund, after allowing for the impact of ongoing charges, but take no account of product charges. Ongoing charges may vary in the future and may be higher than they are now. Fund performance is based upon the movement of the daily price and is shown as total return in GBP with income reinvested. The value of your investment can go down as well as up so you might get back less than you put in.
- This factsheet is for information purposes only. If there is information or terminology included that you would like to discuss, then please contact an adviser. Investors should refer to their policy documentation and supporting brochures for fund availability, investment strategy, any product information and charges. Every care has been taken in populating this output, however it must be appreciated that neither Broadridge, Prudential nor their sources guarantee the accuracy, adequacy or completeness of this information or make any warranties regarding results from its usage.

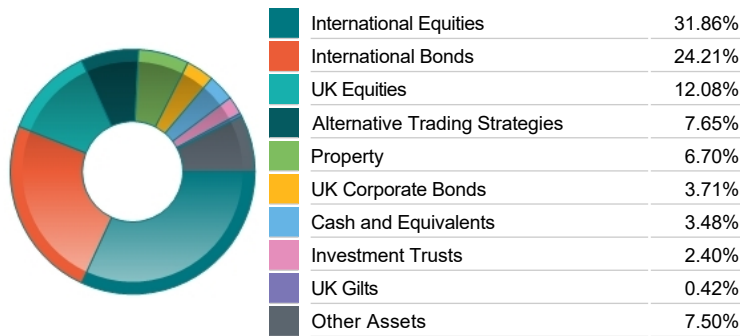
Top 10 Fund Holdings

Name	% Weight
1 M&G (1) Sterling Investment Grade Corporate Bond Class Z2A GBP	9.34%
2 M&G (LUX) FCP Sterling Liquidity Fund Z6A Acc	8.28%
3 M&G (1) Asia Pacific (ex Japan) Equity Class GBPZ2A	6.63%
4 M&G (LUX) FCP Asian Local CCY Bond Class ZI	5.08%
5 M&G (ACS) BlackRock UK 200 Equity Fund Z4A Acc	4.80%
6 M&G (1) US Corporate Bond Class Z4A GBP	3.61%
7 M&G (ACS) BlackRock UK All Share Equity OA	3.60%
8 M&G Emerging Markets Bond Class PP GBP	3.19%
9 M&G (ACS) BlackRock US Equity 2 GBPZ4A GBP ACC	3.04%
10 M&G (ACS) UK Listed Equity Fund Z4A Acc	3.01%

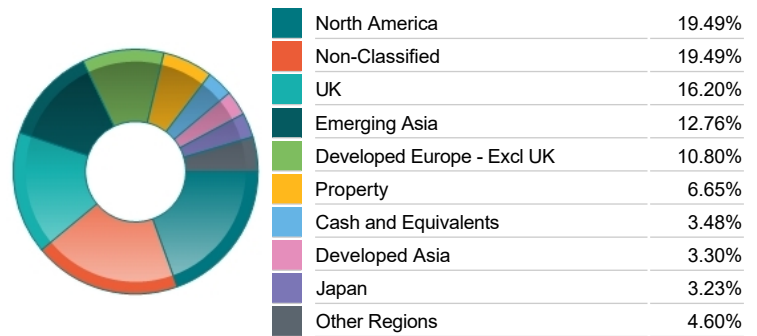
Top 10 Holdings

Name	% Weight
1 L&G FREEHOLD PROPERTY	1.96%
2 iShares iShares II plc Asia Property Yield UCITS ETF USD (Dist)	1.88%
3 GBP FWD ASSET 18 NOV 2024	0.89%
4 M&G EUROPEAN PROPERTY	0.85%
5 TAIWAN SEMICONDUCTOR MANUFACTURING COMPANY LIMITED	0.63%
6 ASTRAZENECA	0.50%
7 HSBC HOLDINGS	0.49%
8 TENCENT HOLDINGS LIMITED	0.40%
9 UNILEVER	0.38%
10 SAMSUNG ELECTRONICS CO. LTD	0.34%

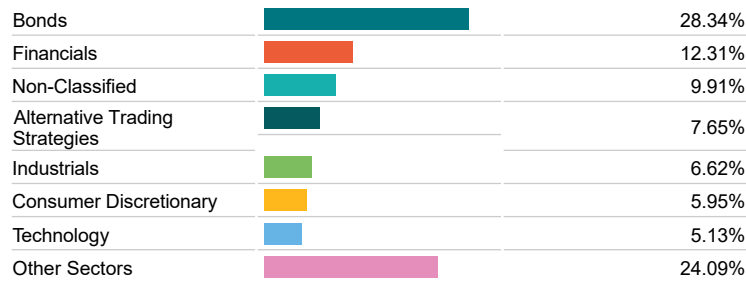
Asset Allocation



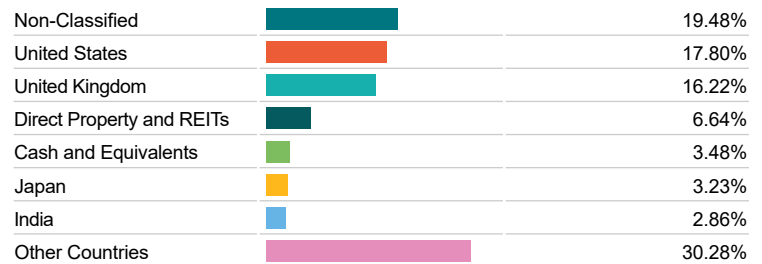
Regional Allocation



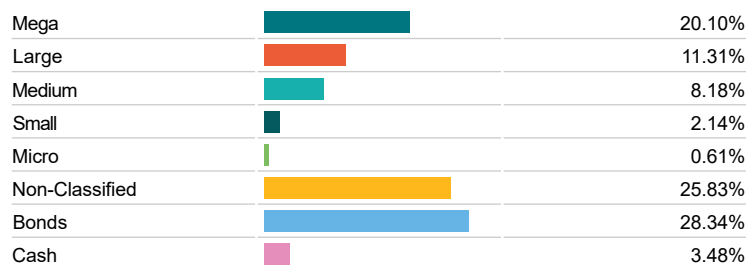
Sector Breakdown




Top Country Breakdown



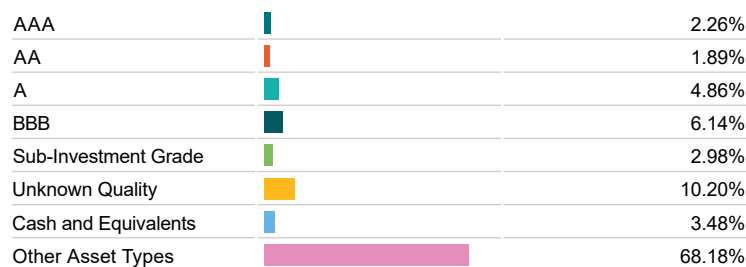
Breakdown By Market Cap (%)



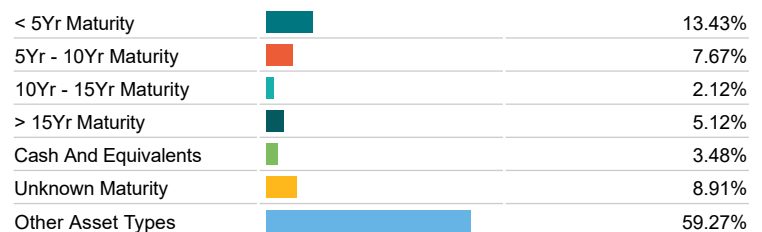
Fixed Interest Currencies



Fixed Interest Quality Profile



Fixed Interest Maturity Profile



Important Information

- The Industry Classification Benchmark is a product of FTSE International Limited and has been licensed for use.
- "Prudential" is a trading name of The Prudential Assurance Company Limited, which is registered in England and Wales. This name is also used by other companies within the Prudential Group. Registered office at Laurence Pountney Hill, London EC4R 0HH. Registered number 15454. Authorised by the Prudential Regulation Authority and regulated by the Financial Conduct Authority and the Prudential Regulation Authority.

Commentary

November 2024 Investment Summary

A positive month for the Active range with returns ranging from +0.51% for Active 1 to +1.72% for Active 5.
*P Acc share class with data sourced from FE analytics as at 29 November 2024.

November 2024 was a better month for portfolios generally.

Most major equity markets saw gains in November, with global stocks rising back to all-time highs. Chinese stocks pared back last month's gains. The Nasdaq and S&P 500 rose from last month, with the S&P 500 increasing 5.4% and Nasdaq 7.5%. Financials and Consumer Discretionary led the sector specific performance, while healthcare continued to lag. The FTSE 100 made smaller gains of 1.7%, with markets recouping losses from the fallout of October's UK budget announcement. The Stoxx Europe 600 Index was flat this month with Information Technology and Communication services the top two sectors registering a positive return over the month.

Donald Trump was announced as the new US President at the start of November, with a Republican party sweep secured. Government bond prices were higher as the ten-year Treasury yield lowered to 4.18% from 4.28% over the month, hovering at seven week lows, with investors concerned that Trump's policy proposals could be inflationary. Federal Reserve chair Jay Powell stated the Fed will wait and see how Trump's plans unfold before it makes policy adjustments. "The decisions we're making right now are not about that" "they're about what's happening in the economy now". It remains prepared to respond, if labour market data weakens unexpectedly, with markets pricing a further 0.25% cut at the next meeting in December at 87%.

US labour market data this month showed payrolls increased by 227,000 in November, higher than forecast. It marks a strong recovery from October's weak "hurricane affected" jobs report - the weakest since December 2020, and highlights the current labour markets resilience. US retail sales, measuring the quantity of goods bought, rose slightly more than expected while consumer confidence rose for the fifth month running to a seven-month high, as household expectations for business conditions and personal finances improved after the US Election. Unemployment data increased to 4.2%, from October's four month low of 4.1%.

Tensions in the Middle East and the prospect of further escalation in the region have subsided somewhat. A US-brokered ceasefire has taken effect in Lebanon raising hopes of an end to the year-long conflict between Israel and Hezbollah. The agreement calls for an initial 60-day ceasefire and the withdrawal of the Lebanese militant group and Israeli troops from southern Lebanon. The conflicts impact still remains limited on the global economy as Brent Crude prices remain range-bound rising to \$74/barrel from \$73/barrel in November.

Central banks cutting cycles have been rapidly reassessed in recent weeks, following stronger data, fiscal/policy uncertainty and some stickier inflation. A robust US economy, with the potential for increased spending and tax cuts, should be good for risk assets, but regional differentiation could be larger than usual, with decoupled economic cycles and the potential for trade wars. Heightened geo-political tensions remain a significant near-term risk.

WS Prudential Risk Managed Active - Tactical asset allocation activity

We currently have an equity overweight of +1.35%, made up of a diversified basket across the US, UK, Asia and GEM. This is funded from small underweights in US Credit, European credit and cash. We also hold small overweight positions in US Treasuries, UK Gilts and Real Estate (REITs).