

### Benchmark

Benchmark	No Benchmark
Benchmark Category	-
IA Sector	Volatility Managed

### Identification Codes

Sedol Code	BZ00X72
Mex Code	-
Isin Code	GB00BZ00X726
Citi Code	QCR8

### Fund Overview

Mid (30/08/2024)	107.00p
Historic yield	3.58%
Fund size (31/07/2024)	£176.24m
Number of holdings	14310
Ongoing Charges	0.60%
Launch date	26/06/2019

### Fund Charges

Entry Charge	5.00%
Ongoing Charges	0.60%

### Fund Background

Valuation frequency	Daily
Valuation point	12:00
Fund type	OEIC
Launch price	£1.00
Fund currency	Pound Sterling
Fund domicile	United Kingdom
ISA allowable	Yes
SIPP allowable	Yes

### Dealing

Minimum Investment	-
Minimum Top Up	-
Minimum Regular Saving	-
Settlement Period: Buy	-
Settlement Period: Sell	-
Pricing Basis	None
Dealing Decimals	-

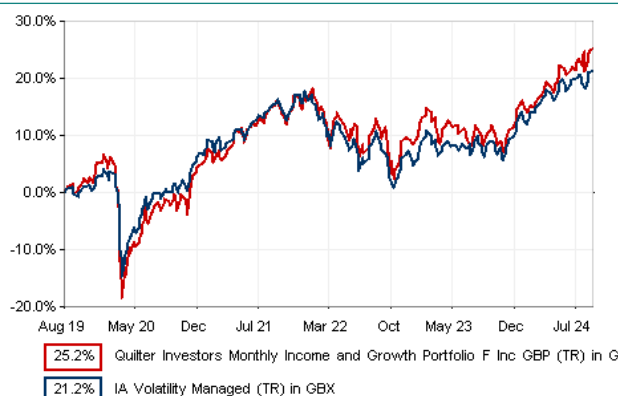
### Distribution Dates

Ex dividend date(s)	Income payment date(s)
01 January	31 January
01 February	28 February
01 March	31 March
01 April	30 April
01 May	31 May
01 June	30 June
01 July	31 July
01 August	31 August
01 September	30 September
01 October	31 October
01 November	30 November
01 December	31 December

### Aims

The fund aims to provide Income and capital growth over a period of five years or more.

### Performance



### Discrete performance - to last month end

	31/08/19 to 31/08/20	31/08/20 to 31/08/21	31/08/21 to 31/08/22	31/08/22 to 31/08/23	31/08/23 to 31/08/24
Fund	-1.8%	17.7%	-4.5%	0.0%	13.5%
Sector	0.5%	15.1%	-6.6%	0.6%	11.5%
Rank	125/142	54/159	58/188	121/201	59/210
Quartile	4	2	2	3	2

### Annualised performance

	Annualised		
	3 Years to 31/08/24	5 Years to 31/08/24	10 Years to 31/08/24
Fund	2.7%	4.6%	n/a
Sector	1.6%	3.9%	4.9%
Rank	60/188	59/142	n/a
Quartile	2	2	n/a

### Fund Managers



Name: CJ Cowan Helen Bradshaw  
Manager for: 3 years, 4 months 5 years, 2 months

### Ratings

FE Crown



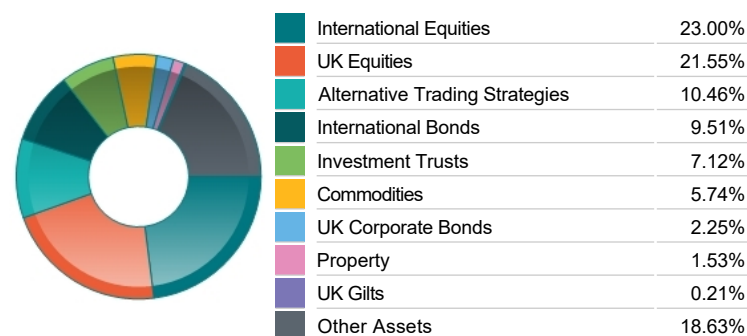
### Group Details

Group name	Quilter Investors Funds Multi Asset (Onshore)
Group address	Quilter Investors Senator House, 85 Queen Victoria Street, London, EC4V 4AB
Group telephone	020 7332 7664
Dealing telephone	-
Email	-
Homepage	www.quilterinvestors.com
Fax number	-

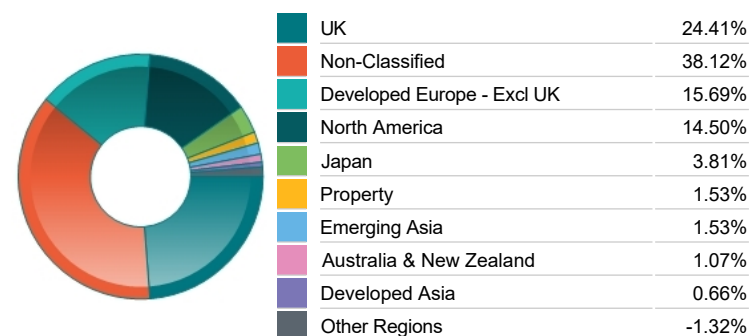
Top 10 Holdings

Name	% Weight	Sector	Country
1 iShares iShares plc UK Dividend UCITS ETF GBP (Dist)	2.03%	Non-Classified	United Kingdom
2 Vanguard ETFs U.K. Gilt UCITS ETF (GBP) Distributing	1.79%	Bonds	United Kingdom
3 UNILEVER	0.64%	Personal Care, Drug & Grocery Stores	United Kingdom
4 Forward FX GBP	0.64%	Non-Classified	Non-Classified
5 SHELL	0.62%	Non-Renewable Energy	United Kingdom
6 ASTRAZENECA	0.56%	Pharmaceuticals & Biotechnology	United Kingdom
7 iShares iShares II plc \$ Treasury Bond 7-10yr UCITS ETF USD (Dist)	0.51%	Bonds	United States
8 BP	0.50%	Non-Renewable Energy	United Kingdom
9 GSK	0.47%	Pharmaceuticals & Biotechnology	United Kingdom
10 HSBC HOLDINGS	0.44%	Banks	United Kingdom

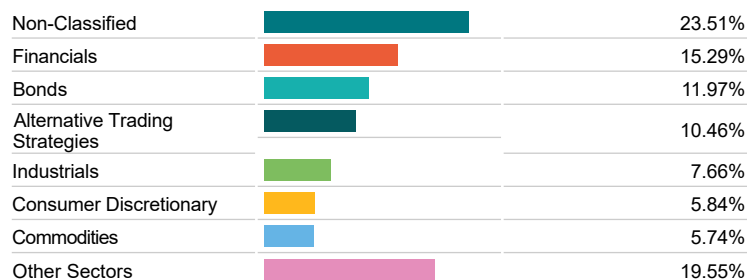
Asset Allocation



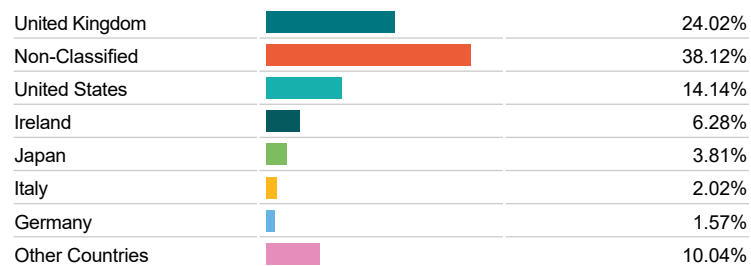
Regional Allocation



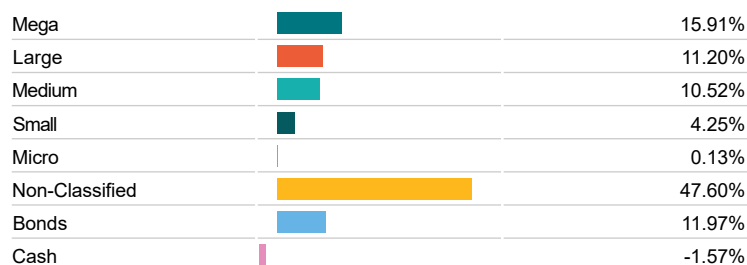
Equity Sector Breakdown



Top Country Breakdown



Breakdown By Market Cap (%)



Fixed Interest Currencies

