

Benchmark

| | |
|--------------------|--|
| Benchmark | Russell 2000 Lagged (Gross Total Return) Index |
| Benchmark Category | - |
| IA Sector | North American Smaller Companies |

Identification Codes

| | |
|------------|--------------|
| Sedol Code | B7LDLC5 |
| Mex Code | - |
| Isin Code | GB00B7LDLC53 |
| Citi Code | 0V2T |

Fund Overview

| | |
|------------------------|------------|
| Mid (20/12/2024) | 203.00p |
| Historic yield | 0.05% |
| Fund size (31/08/2024) | £982.48m |
| Number of holdings | 84 |
| Ongoing Charges | 0.92% |
| Launch date | 10/02/2012 |

Fund Charges

| | |
|-----------------|-------|
| Entry Charge | 0.00% |
| Ongoing Charges | 0.92% |

Fund Background

| | |
|---------------------|----------------|
| Valuation frequency | Daily |
| Valuation point | 12:00 |
| Fund type | Unit Trust |
| Launch price | £0.50 |
| Fund currency | Pound Sterling |
| Fund domicile | United Kingdom |
| ISA allowable | Yes |
| SIPP allowable | Yes |

Dealing

| | |
|-------------------------|----------|
| Minimum Investment | £1000000 |
| Minimum Top Up | £100000 |
| Minimum Regular Saving | - |
| Settlement Period: Buy | 4 days |
| Settlement Period: Sell | 4 days |
| Pricing Basis | Forward |
| Dealing Decimals | 2 |

Distribution Dates

| Ex dividend date(s) | Income payment date(s) |
|---------------------|------------------------|
| 01 May | 30 June |

Aims

The fund's investment objective is to achieve capital appreciation through investment in US smaller companies. The fund will invest in the securities of smaller companies listed on the principal stock exchanges in North America, including Canada, together with those that are traded on the over-the-counter market. Investment will be in directly held transferable securities. The fund may also invest in collective investment schemes, warrants and money market instruments.

Performance




Discrete performance - to last month end

| | 30/11/19 to 30/11/20 | 30/11/20 to 30/11/21 | 30/11/21 to 30/11/22 | 30/11/22 to 30/11/23 | 30/11/23 to 30/11/24 |
|----------|----------------------|----------------------|----------------------|----------------------|----------------------|
| Fund | 0.9% | 25.1% | -1.3% | -8.2% | 31.3% |
| Sector | 17.3% | 19.3% | -8.2% | -4.5% | 32.6% |
| Rank | 27/30 | 13/31 | 4/32 | 27/33 | 18/35 |
| Quartile | 4 | 2 | 1 | 4 | 2 |

Annualised performance

| | Annualised | | |
|----------|---------------------|---------------------|----------------------|
| | 3 Years to 30/11/24 | 5 Years to 30/11/24 | 10 Years to 30/11/24 |
| Fund | 6.0% | 8.5% | 11.0% |
| Sector | 5.1% | 10.2% | 11.7% |
| Rank | 15/32 | 25/30 | 9/19 |
| Quartile | 2 | 4 | 2 |

Fund Managers



Name: Robert Kaynor
Manager for: 6 years, 11 months

Ratings

FE Crown



Group Details

| | |
|-------------------|--|
| Group name | Schroder Unit Trusts Limited |
| Group address | 1 London Wall Place, London, EC2Y 5AU United Kingdom |
| Group telephone | 0800 718 777 |
| Dealing telephone | 0800 718 788 |
| Email | investorservices@schroders.com |
| Homepage | www.schroders.co.uk |
| Fax number | 0870 043 4080 |


Important Information

- Source of portfolio data: Broadridge. Source of performance data: FE fundinfo. We can't predict the future. Past performance isn't a guide to future performance. The figures shown are intended only to demonstrate performance history of the fund, after allowing for the impact of ongoing charges, but take no account of product charges. Ongoing charges may vary in the future and may be higher than they are now. Fund performance is based upon the movement of the daily price and is shown as total return in GBP with income reinvested. The value of your investment can go down as well as up so you might get back less than you put in.
- This factsheet is for information purposes only. If there is information or terminology included that you would like to discuss, then please contact an adviser. Investors should refer to their policy documentation and supporting brochures for fund availability, investment strategy, any product information and charges. Every care has been taken in populating this output, however it must be appreciated that neither Broadridge, Prudential nor their sources guarantee the accuracy, adequacy or completeness of this information or make any warranties regarding results from its usage.


Top 10 Holdings

| Name | % Weight | Sector | Country |
|--------------------------|----------|-------------------------------------|---------------|
| 1 ICU MEDICAL | 3.29% | Medical Equipment & Services | United States |
| 2 KEMPER CORPORATION | 2.33% | Non-life Insurance | United States |
| 3 ESCO TECHNOLOGIES INC | 2.14% | General Industrials | United States |
| 4 BOX | 1.98% | Software & Computer Services | United States |
| 5 LUMENTUM HOLDINGS INC | 1.84% | Telecommunications Equipment | United States |
| 6 LIVERAMP HLDGS INC | 1.83% | Software & Computer Services | United States |
| 7 CAVCO INDUSTRIES INC | 1.76% | Household Goods & Home Construction | United States |
| 8 HEXCEL CORP | 1.75% | Industrial Materials | United States |
| 9 WNS (HOLDINGS) LIMITED | 1.67% | Industrial Support Services | United States |
| 10 ASGN INCORPORATED | 1.67% | Industrial Support Services | United States |

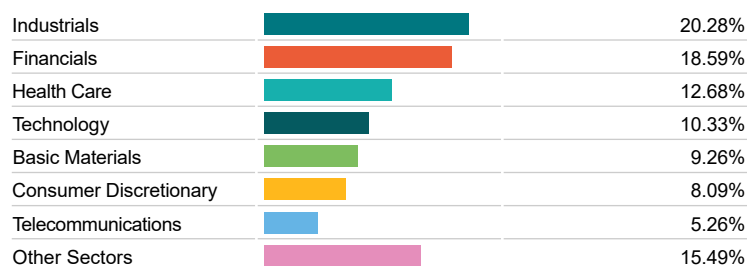
Asset Allocation



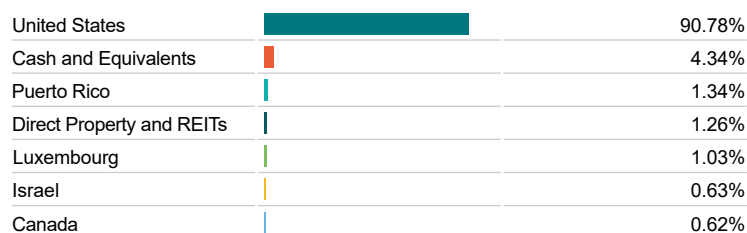
Regional Allocation



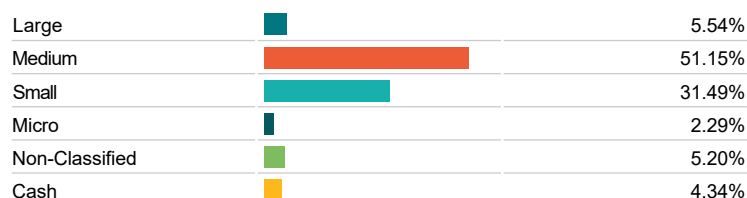
Equity Sector Breakdown



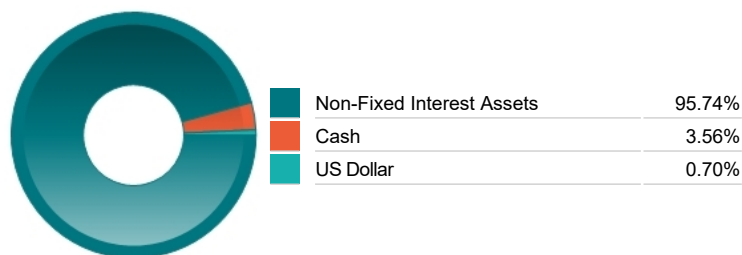
Top Country Breakdown



Breakdown By Market Cap (%)



Fixed Interest Currencies



Important Information

- The Industry Classification Benchmark is a product of FTSE International Limited and has been licensed for use.
- "Prudential" is a trading name of The Prudential Assurance Company Limited, which is registered in England and Wales. Registered office at 10 Fenchurch Avenue, London EC3M 5AG. Registered number 15454. Authorised by the Prudential Regulation Authority and regulated by the Financial Conduct Authority and the Prudential Regulation Authority.

Commentary

Not Applicable

Important Information

- "Prudential" is a trading name of The Prudential Assurance Company Limited, which is registered in England and Wales. Registered office at 10 Fenchurch Avenue, London EC3M 5AG. Registered number 15454. Authorised by the Prudential Regulation Authority and regulated by the Financial Conduct Authority and the Prudential Regulation Authority.