

### Benchmark

Benchmark	ICE BofA GBP/Euro Fixed & Floating High Yield Non Financial 3% Constrained (Hedged to GBP)
Benchmark Category	-
IA Sector	£ High Yield

### Identification Codes

Sedol Code	B7G7DD7
Mex Code	STNCLA
Isin Code	GB00B7G7DD75
Citi Code	10GH

### Fund Overview

Mid (30/08/2024)	55.79p
Distribution yield	5.84%
Underlying yield	5.84%
Fund size (31/05/2024)	£221.50m
Number of holdings	153
Ongoing Charges	0.74%
Launch date	22/05/2012

### Fund Charges

Entry Charge	0.00%
Ongoing Charges	0.74%

### Fund Background

Valuation frequency	Daily
Valuation point	12:00
Fund type	OEIC
Launch price	£1.00
Fund currency	Pound Sterling
Fund domicile	United Kingdom
ISA allowable	Yes
SIPP allowable	Yes

### Dealing

Minimum Investment	£2000000
Minimum Top Up	£50000
Minimum Regular Saving	-
Settlement Period: Buy	3 days
Settlement Period: Sell	3 days
Pricing Basis	Forward
Dealing Decimals	3

### Distribution Dates

Ex dividend date(s)	Income payment date(s)
01 December	31 January
01 March	30 April
01 June	31 July
01 September	31 October

### Aims

To generate income and some growth over the long term (5 years or more) by investing in Sterling and Euro denominated sub-investment grade (high yield) corporate bonds.

Performance Target: To achieve the return of the ICE BofA GBP/Euro Fixed & Floating High Yield Non-Financial 3% Constrained Index (Hedged to GBP) plus 0.8% per annum over rolling three year periods (before charges).

There is no certainty or promise that the Performance Target will be achieved.

The ICE BofA GBP/Euro Fixed & Floating High Yield Non-Financial 3% Constrained (Hedged to GBP) Index ( the "Index") is a representative index of the market for high yield bonds in Europe which excludes financial institutions.

### Performance



### Discrete performance - to last month end

	31/08/19 to 31/08/20	31/08/20 to 31/08/21	31/08/21 to 31/08/22	31/08/22 to 31/08/23	31/08/23 to 31/08/24
Fund	1.7%	9.2%	-9.4%	6.0%	11.8%
Sector	0.7%	9.8%	-10.3%	5.4%	11.8%
Rank	9/25	14/27	10/29	11/29	19/29
Quartile	2	2	2	2	3

### Annualised performance

	Annualised		
	3 Years to 31/08/24	5 Years to 31/08/24	10 Years to 31/08/24
Fund	2.4%	3.6%	3.7%
Sector	1.8%	3.1%	3.3%
Rank	12/29	11/25	6/21
Quartile	2	2	1

### Fund Managers



Name: Arthur Milson  
 Manager for: 5 years, 8 months

### Ratings

FE Crown



### Group Details

Group name	abrdn OEIC
Group address	Aberdeen Standard Fund Managers Limited PO BOX 12233 Chelmsford CM99 2EE
Group telephone	0800 33 33 53
Dealing telephone	0800 33 33 53
Email	investments_marketline@standardlife.com
Homepage	www.aberdeenstandard.com
Fax number	0131 525 9720


### Important Information

- Source of portfolio data: Broadridge. Source of performance data: FE fundinfo. We can't predict the future. Past performance isn't a guide to future performance. The figures shown are intended only to demonstrate performance history of the fund, after allowing for the impact of ongoing charges, but take no account of product charges. Ongoing charges may vary in the future and may be higher than they are now. Fund performance is based upon the movement of the daily price and is shown as total return in GBP with income reinvested. The value of your investment can go down as well as up so you might get back less than you put in. This factsheet is for information purposes only. If there is information or terminology included that you would like to discuss, then please contact an adviser. Investors should refer to their policy documentation and supporting brochures for fund availability, investment strategy, any product information and charges. Every care has been taken in populating this output, however it must be appreciated that neither Broadridge, Prudential nor their sources guarantee the accuracy, adequacy or completeness of this information or make any warranties regarding results from its usage.

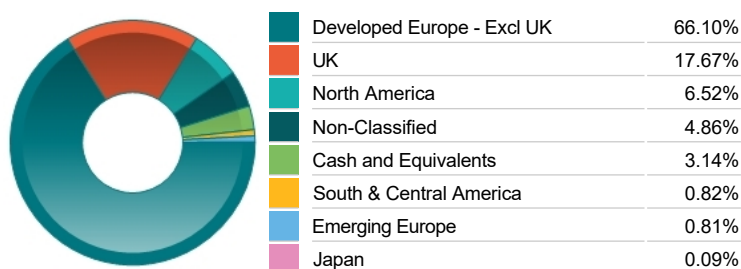
Top 10 Holdings

Name	% Weight	Sector	Country
1 ALBION FINANCING 1SARL / 5.25% 10/15/2026	1.69%	Bonds	Luxembourg
2 TEVA PHARM FNC NL II 4.375% 05/09/2030	1.68%	Bonds	Netherlands
3 ELECTRICITE DE FRANCE SA 5.375%	1.57%	Bonds	France
4 TK ELEVATOR MIDCO GMBH 4.375% 07/15/2027	1.55%	Bonds	Germany
5 WEPA HYGIENEPRODUKTE GMB 5.625% 01/15/2031	1.55%	Bonds	Germany
6 VIRGIN MEDIA VENDOR FIN 4.875% 07/15/2028	1.55%	Bonds	Ireland
7 TELEFONICA EUROPE BV 2.376%	1.50%	Bonds	Netherlands
8 UNIQUE PUB FINANCE CO 6.464% 03/30/2032	1.48%	Bonds	United Kingdom
9 SUNRISE HOLDCO IV BV 5.5% 01/15/2028	1.39%	Bonds	Netherlands
10 ABERTIS FINANCE BV 3.248%	1.29%	Bonds	Netherlands


Asset Allocation



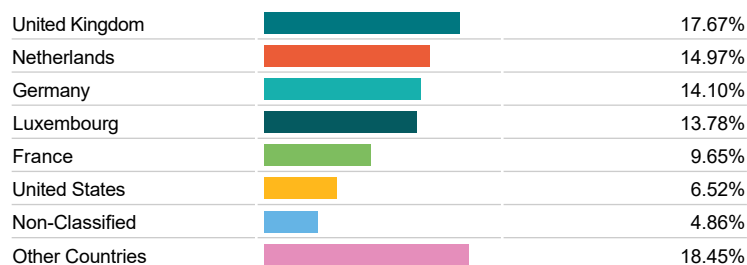
Regional Allocation



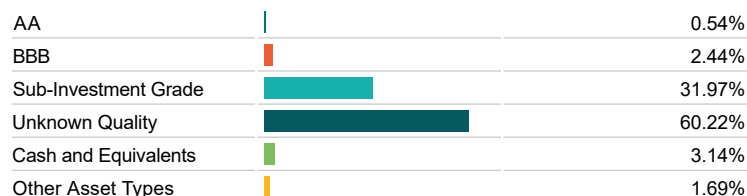
Bond Sector Breakdown



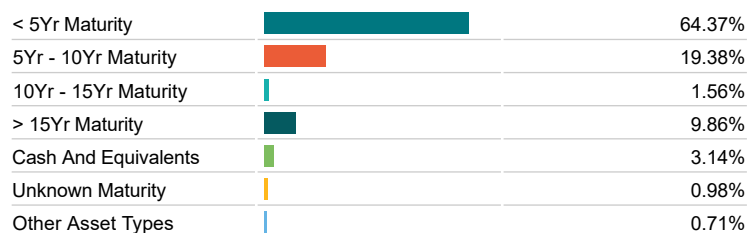
Top Country Breakdown




Fixed Interest Quality Profile



Fixed Interest Maturity Profile



Fixed Interest Currencies



Important Information

The Industry Classification Benchmark is a product of FTSE International Limited and has been licensed for use. "Prudential" is a trading name of The Prudential Assurance Company Limited, which is registered in England and Wales. Registered office at 10 Fenchurch Avenue, London EC3M 5AG. Registered number 15454. Authorised by the Prudential Regulation Authority and regulated by the Financial Conduct Authority and the Prudential Regulation Authority.